



GIEWS Country Brief The Republic of the Sudan

Reference Date: 30-March-2023

FOOD SECURITY SNAPSHOT

- Above-average cereal production in 2022 due to favourable weather conditions
- Prices of cereals at very high levels, supported by currency weakness and soaring costs of agricultural inputs About 7.74 million people estimated to face severe acute food insecurity between October 2022 and February 2023

Above-average cereal production in 2022 due to favourable weather conditions

According to the findings of the annual FAO Crop and Food Supply Assessment Mission (CFSAM), the 2022 aggregate production of sorghum, millet and wheat is estimated at about 7.4 million tonnes, about 45 percent above the output obtained in the previous year and 13 percent above the average of the previous five years.

The 2022 rainy season was characterized by above-average precipitation amounts and by an overall even temporal distribution, with some localized flooding in August and short dry spells in September and October. Middle and late season rains were generally favourable and benefited crops that were replanted in the areas affected by the floods.

Most agricultural inputs, including fertilizers, herbicides, agricultural machinery and labour, were available, but at very high prices, which increased significantly production costs.

Production of wheat, harvested in March 2023, is estimated at about 476 000 tonnes, about 30 percent below the previous year's average output, reflecting reduced plantings in favour of legumes and spices.

Cereal prices at very high levels

Prices of sorghum and millet declined by 20–45 percent between October and December 2022 with the commercialization of the newly harvested 2022 crops. Subsequently, prices of sorghum seasonally increased by 5-20 percent between December 2022 and February 2023, while prices of millet followed mixed trends. In February 2023, prices of coarse grains were up to twice their already elevated year-earlier values.

Sudan

Crop Calendar

(*major foodcrop)

Millet & Sorghum*

Wheat*



Lean period



Sowing



Growing

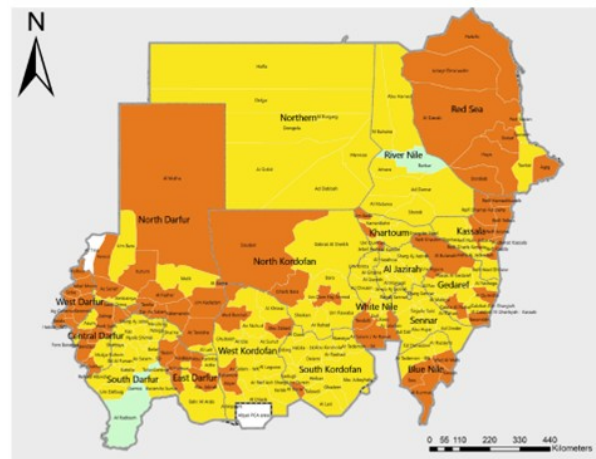


Harvesting



Sudan - Integrated Food Security Phase Classification (IPC)

Projection October 2022– February 2023



Key for the Map

(mapped Phase represents highest severity affecting at least 20% of the population)

- 1 - Minimal
- 2 - Stress
- 3 - Crisis
- 4 - Emergency
- 5 - Famine
- Areas with inadequate evidence
- Areas not analysed

Prices of imported wheat, mainly consumed in urban areas, declined in the capital, Khartoum, by about 20 percent between August 2022 and February 2023 as prices dropped on the international market. In February 2023, prices of imported wheat in Khartoum were about 10 percent below the elevated values of one year earlier.

The high level of food prices is mainly due to the continuous depreciation of the national currency and high costs of production due to soaring prices of agricultural inputs.

Critical food security situation due to multiple shocks

According to the results of the latest Integrated Food Security Phase Classification (IPC) analysis, about 7.74 million people (16 percent of the analysed population) were estimated to be severely acutely food insecure (IPC Phase 3 [Crisis] and Phase 4 [Emergency]) between October 2022 and February 2023. This figure includes about 6.19 million people in IPC Phase 3 (Crisis) and 1.55 million in IPC Phase 4 (Emergency) levels of acute food insecurity and it is about 30 percent higher on a yearly basis.

The main drivers are macroeconomic challenges resulting in rampant food and non-food inflation, and the escalation of intercommunal violence, mainly in Greater Darfur and Greater Kordofan regions, and in Kassala State.

The highest prevalence of food insecurity is reported in Kassala, Blue Nile, Central, West and North Darfur states. In these areas, between 20 and 33 percent of the population is estimated to be severely acutely food insecure. In addition, about 13 percent of the population of Khartoum State is estimated to face severe acute food insecurity, mainly as a consequence of significant food access constraints for market-dependent urban households.

Humanitarian needs are particularly high for 3.7 million Internally displaced persons (IDPs) and for 1.1 million refugees, mainly from South Sudan, Eritrea, the Syrian Arab Republic and Ethiopia.

Disclaimer: The designations employed and the presentation of material in this information product do not imply the expression of any opinion whatsoever on the part of FAO concerning the legal status of any country, territory, city or area or of its authorities, or concerning the delimitation of its frontiers or boundaries. Dashed lines on the maps represent approximate borderlines for which there may not yet be full agreement. The final boundary between the Republic of the Sudan and the Republic of South Sudan has not yet been determined. The final status of the Abyei area is not yet determined.

This brief was prepared using the following data/tools:

FAO/GIEWS Country Cereal Balance Sheet (CCBS) <https://www.fao.org/giews/data-tools/en/>.

FAO/GIEWS Food Price Monitoring and Analysis (FPMA) Tool <https://fpma.fao.org/>.

FAO/GIEWS Earth Observation for Crop Monitoring <https://www.fao.org/giews/earthobservation/>.

Integrated Food Security Phase Classification (IPC) <https://www.ipcinfo.org/>.

Sudan

Cereal Production

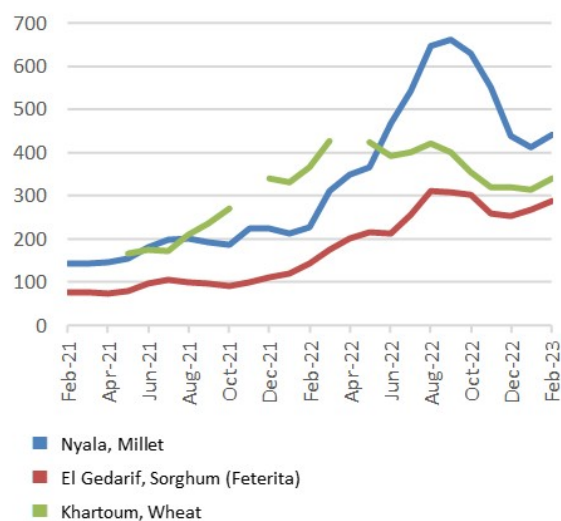
	2017-2021 average	2021	2022 estimate	change 2022/2021
	000 tonnes			percent
Sorghum	4 336	3 528	5 248	48.7
Millet	1 806	901	1 675	85.9
Wheat	652	676	476	-29.6
Others	83	79	74	-6.3
Total	6 878	5 184	7 473	44.1

Note: Percentage change calculated from unrounded data.

Sudan

Wholesale prices of selected cereals

Sudanese pound per kg





GIEWS Country Brief The Republic of the Sudan

Reference Date: 11-July-2022

FOOD SECURITY SNAPSHOT

- **Critical food security situation, with about 11.7 million people estimated severely food insecure between June and September**
- **Aggregate 2021 production of sorghum, millet and wheat estimated at about 5 million tonnes, around 30 percent below average**
- **Wheat import requirements at high levels, there are concerns about country's import capacity**
- **Prices of cereals at exceptionally high levels, supported by tight supplies, currency weakness and soaring costs of agricultural inputs**
- **Concerns over 2022 cropping season due to high prices of inputs, including seeds, fuel and fertilizers, despite favourable weather forecasts**

Critical food security situation due to multiple shocks

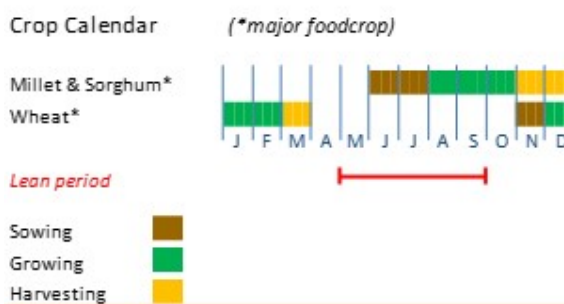
According to the results of the latest Integrated Food Security Phase Classification (IPC) analysis, about 11.7 million people (24 percent of the analyzed population) are estimated to be severely food insecure (IPC Phase 3: [Crisis] and Phase 4: [Emergency]) during June to September 2022. This figure includes about 8.55 million people in IPC Phase 3: (Crisis) and 3.1 million in IPC Phase 4: (Emergency) levels of acute food insecurity and it is almost 20 percent higher on a yearly basis.

The main drivers are macroeconomic challenges resulting in rampant food and non-food inflation, tight supplies due to a poor 2021 harvest and the escalation of intercommunal violence, mainly in the Greater Darfur and Greater Kordofan regions, and in Kassala State.

The highest prevalence of food insecurity is reported in Central, North and West Darfur, in Blue Nile and in North and South Kordofan states. In these areas, between 30 and 42 percent of the population is estimated to be severely food insecure. In addition, about 20 percent of the population of Khartoum State is estimated to face food insecurity, mainly as a consequence of severe food access constraints for market-dependent urban households.

Humanitarian needs are particularly high for IDPs, estimated at about 3 million and for 1.1 million refugees, including 806 000 people from South Sudan and 58 000 people from the conflict-affected Tigray Region of Ethiopia.

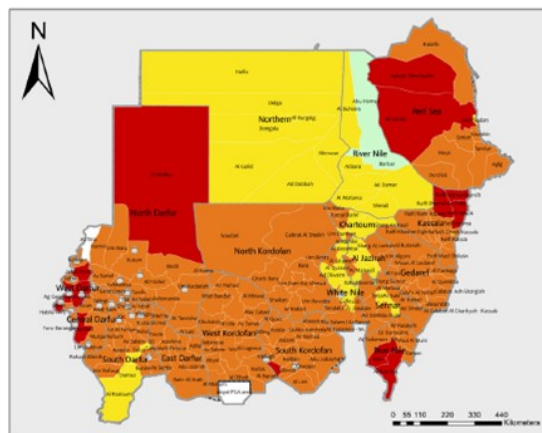
Sudan



Source: FAO/GIEWS.

Sudan - Integrated Food Security Phase Classification (IPC)

Projection June-September 2022



Key for the Map

(mapped Phase represents highest severity affecting at least

20% of the population)



Below-average 2021 cereal production due to erratic rains and pest outbreaks

According to the findings of the government-led Annual Crop and Food Supply Assessment Mission, the 2021 aggregate cereal production is estimated at about 5 million tonnes, 35 percent below the output obtained in the previous year and about 30 percent below the average of the previous five years.

The 2021 rainy season was characterized by an irregular distribution of rains. After an early onset in May and prolonged dry spells in July, torrential rains triggered floods in late July. Widespread replanting took place in August, but replanted sorghum crops were often attacked by sorghum midge, especially in Gedaref and Kassala states. Crops were affected by dry spells also during the final months of the season, further constraining yields.

Wheat production is estimated at about 600 000 tonnes, 13 percent below the 2021 average output, reflecting reduced plantings due to shortages of improved seeds and fertilizers as well as increasing electricity rates affecting pump irrigation.

Wheat import requirements at high levels, but there are concerns about country's import capacity

Import requirements for the 2022 marketing year (January/December) are forecast at about 2.48 million tonnes, including 2.05 million tonnes of wheat and 353 000 tonnes of sorghum. Wheat is mainly imported and consumed in urban areas, where about 40 percent of the population resides.

In past years, over half of wheat imports were sourced from the Russian Federation. However, due to soaring shipping rates and the financial sanctions imposed on the Russian Federation following the war in Ukraine, it is very likely that the country will need to import wheat from farther and hence costlier sources, leading to higher domestic prices. The impact of the Ukraine war exacerbated the existing challenges affecting the capacity of the country to import, including low foreign currency reserves and the continued depreciation of the national currency.

Cereal prices at exceptionally high levels

Prices of sorghum and millet more than doubled in several markets between January and June 2022, due to a faster-than-normal stock depletion after the poor 2021 harvest. Prices of locally produced wheat declined by 30 percent between April and May as the small local harvest in March increased market supplies. Subsequently, prices resumed their increasing trend in June due to sustained demand for local wheat caused by the high prices of imported wheat.

Overall, prices of cereals in June were at record levels, between two and three times their year-earlier values, mainly due to tight domestic availabilities of locally produced cereals, high prices of wheat prevailing on the international market, a weak national currency and high prices of fuel and agricultural inputs inflating production and transportation costs. Heightened political instability and intercommunal clashes since late October 2021 exerted further upward pressure on prices.

Sudan

Cereal Production

	2016-2020 average	2020	2021 estimate	change 2021/2020
	000 tonnes			percent
Sorghum	4 337	5 153	3 530	-31.5
Millet	1 806	1 918	901	-53.0
Wheat	637	695	602	-13.4
Others	83	91	79	-13.4
Total	6 863	7 857	5 112	-34.9

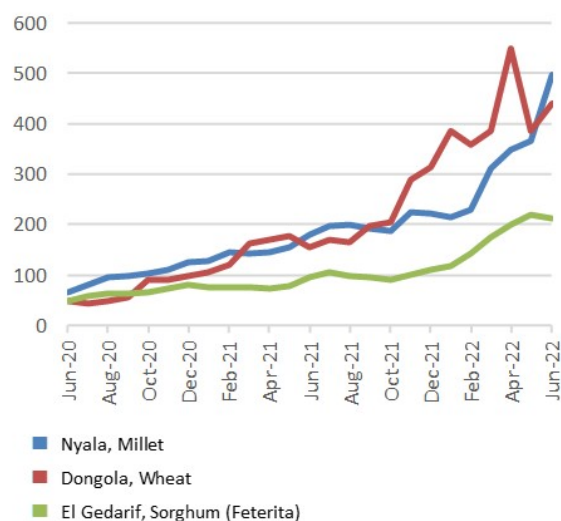
Note: percentage change calculated from unrounded data.

Source: FAO/GIEWS Country Cereal Balance Sheet.

Sudan

Wholesale prices of selected cereals

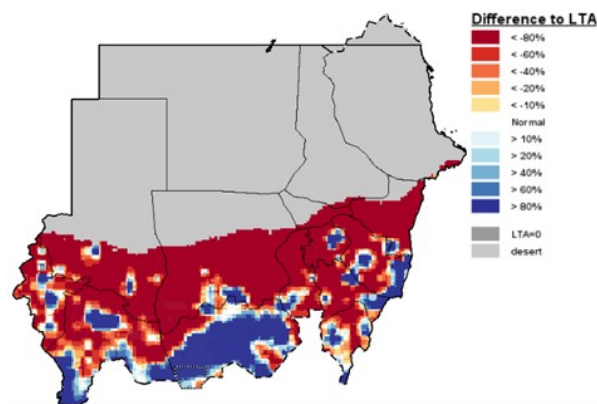
Sudanese pound per kg



Source: FAO/GIEWS Food Price Monitoring and Analysis Tool.

Sudan - Precipitation anomaly

Relative difference to Long Term Average - May 2022



Source: FAO/GIEWS Earth Observation System.

Concerns over 2022 cropping season due to high prices of inputs, including fuel, seeds and fertilizers

Planting of 2022 crops, for harvest from November, is underway and will be concluded in July. The start of the June-September rainy season had a mixed performance. Below-average precipitation amounts were received over eastern key producing areas, including Gedaref and Sennar states, while rainfall was above average over most of the western Greater Darfur Region and in the southern Greater Kordofan Region. In particular, in Southern Kordofan and White Nile states, early and abundant rains in May (Precipitation anomaly map) triggered floods which affected 2 200 people.

According to the latest Greater Horn of Africa Climate Outlook Forum (GHACOF) weather forecasts, seasonal rains are expected to be above average across the country. If these forecasts will materialize and if the temporal distribution of rains will be favourable, the abundant precipitation will have a positive impact on crops. However, there will be a heightened risk of flooding, especially in low-lying and riverine areas alongside the River Nile and its tributaries.

Planted area and yields are likely to be affected by soaring prices of fuel and agricultural inputs, including seeds and fertilizers. The price increases are due to sustained inflation and dwindling foreign currency reserves hampering imports and by the war in Ukraine, which has caused a sharp increase of fuel and fertilizer prices on the international market. Soaring fuel and fertilizer costs will particularly affect the semi-mechanized and irrigated sectors, which account on average for about half of the aggregate cereal output.

Disclaimer: The designations employed and the presentation of material in this information product do not imply the expression of any opinion whatsoever on the part of FAO concerning the legal status of any country, territory, city or area or of its authorities, or concerning the delimitation of its frontiers or boundaries. Dashed lines on the maps represent approximate borderlines for which there may not yet be full agreement. The final boundary between the Republic of Sudan and the Republic of South Sudan has not yet been determined. The final status of the Abyei area is not yet determined.



GIEWS Country Brief The Republic of the Sudan

Reference Date: 11-July-2022

FOOD SECURITY SNAPSHOT

- **Critical food security situation, with about 11.7 million people estimated severely food insecure between June and September**
- **Aggregate 2021 production of sorghum, millet and wheat estimated at about 5 million tonnes, around 30 percent below average**
- **Wheat import requirements at high levels, there are concerns about country's import capacity**
- **Prices of cereals at exceptionally high levels, supported by tight supplies, currency weakness and soaring costs of agricultural inputs**
- **Concerns over 2022 cropping season due to high prices of inputs, including seeds, fuel and fertilizers, despite favourable weather forecasts**

Critical food security situation due to multiple shocks

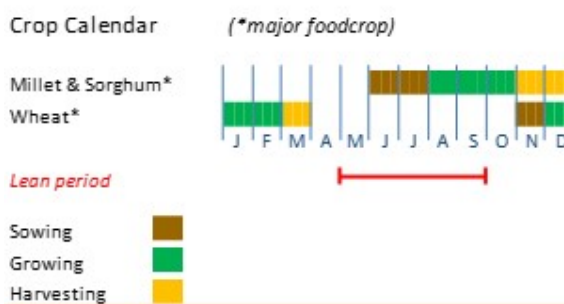
According to the results of the latest Integrated Food Security Phase Classification (IPC) analysis, about 11.7 million people (24 percent of the analyzed population) are estimated to be severely food insecure (IPC Phase 3: [Crisis] and Phase 4: [Emergency]) during June to September 2022. This figure includes about 8.55 million people in IPC Phase 3: (Crisis) and 3.1 million in IPC Phase 4: (Emergency) levels of acute food insecurity and it is almost 20 percent higher on a yearly basis.

The main drivers are macroeconomic challenges resulting in rampant food and non-food inflation, tight supplies due to a poor 2021 harvest and the escalation of intercommunal violence, mainly in the Greater Darfur and Greater Kordofan regions, and in Kassala State.

The highest prevalence of food insecurity is reported in Central, North and West Darfur, in Blue Nile and in North and South Kordofan states. In these areas, between 30 and 42 percent of the population is estimated to be severely food insecure. In addition, about 20 percent of the population of Khartoum State is estimated to face food insecurity, mainly as a consequence of severe food access constraints for market-dependent urban households.

Humanitarian needs are particularly high for IDPs, estimated at about 3 million and for 1.1 million refugees, including 806 000 people from South Sudan and 58 000 people from the conflict-affected Tigray Region of Ethiopia.

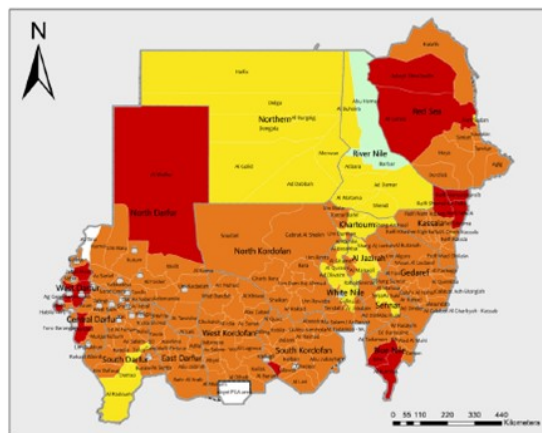
Sudan



Source: FAO/GIEWS.

Sudan - Integrated Food Security Phase Classification (IPC)

Projection June-September 2022



Key for the Map

(mapped Phase represents highest severity affecting at least

20% of the population)



Below-average 2021 cereal production due to erratic rains and pest outbreaks

According to the findings of the government-led Annual Crop and Food Supply Assessment Mission, the 2021 aggregate cereal production is estimated at about 5 million tonnes, 35 percent below the output obtained in the previous year and about 30 percent below the average of the previous five years.

The 2021 rainy season was characterized by an irregular distribution of rains. After an early onset in May and prolonged dry spells in July, torrential rains triggered floods in late July. Widespread replanting took place in August, but replanted sorghum crops were often attacked by sorghum midge, especially in Gedaref and Kassala states. Crops were affected by dry spells also during the final months of the season, further constraining yields.

Wheat production is estimated at about 600 000 tonnes, 13 percent below the 2021 average output, reflecting reduced plantings due to shortages of improved seeds and fertilizers as well as increasing electricity rates affecting pump irrigation.

Wheat import requirements at high levels, but there are concerns about country's import capacity

Import requirements for the 2022 marketing year (January/December) are forecast at about 2.48 million tonnes, including 2.05 million tonnes of wheat and 353 000 tonnes of sorghum. Wheat is mainly imported and consumed in urban areas, where about 40 percent of the population resides.

In past years, over half of wheat imports were sourced from the Russian Federation. However, due to soaring shipping rates and the financial sanctions imposed on the Russian Federation following the war in Ukraine, it is very likely that the country will need to import wheat from farther and hence costlier sources, leading to higher domestic prices. The impact of the Ukraine war exacerbated the existing challenges affecting the capacity of the country to import, including low foreign currency reserves and the continued depreciation of the national currency.

Cereal prices at exceptionally high levels

Prices of sorghum and millet more than doubled in several markets between January and June 2022, due to a faster-than-normal stock depletion after the poor 2021 harvest. Prices of locally produced wheat declined by 30 percent between April and May as the small local harvest in March increased market supplies. Subsequently, prices resumed their increasing trend in June due to sustained demand for local wheat caused by the high prices of imported wheat.

Overall, prices of cereals in June were at record levels, between two and three times their year-earlier values, mainly due to tight domestic availabilities of locally produced cereals, high prices of wheat prevailing on the international market, a weak national currency and high prices of fuel and agricultural inputs inflating production and transportation costs. Heightened political instability and intercommunal clashes since late October 2021 exerted further upward pressure on prices.

Sudan

Cereal Production

	2016-2020 average	2020	2021 estimate	change 2021/2020
	000 tonnes			percent
Sorghum	4 337	5 153	3 530	-31.5
Millet	1 806	1 918	901	-53.0
Wheat	637	695	602	-13.4
Others	83	91	79	-13.4
Total	6 863	7 857	5 112	-34.9

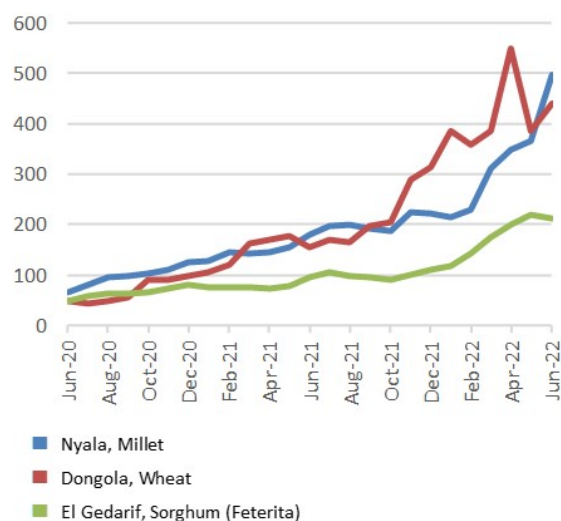
Note: percentage change calculated from unrounded data.

Source: FAO/GIEWS Country Cereal Balance Sheet.

Sudan

Wholesale prices of selected cereals

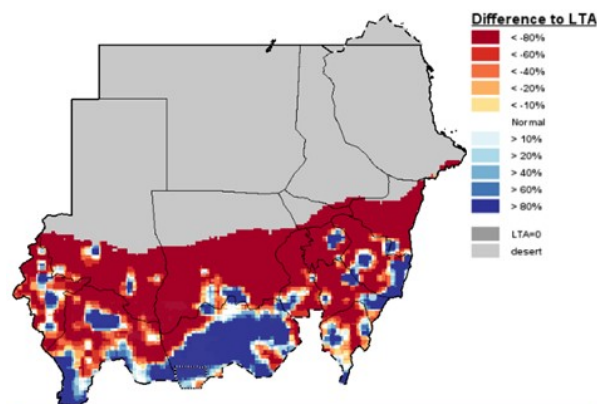
Sudanese pound per kg



Source: FAO/GIEWS Food Price Monitoring and Analysis Tool.

Sudan - Precipitation anomaly

Relative difference to Long Term Average - May 2022



Source: FAO/GIEWS Earth Observation System.

Concerns over 2022 cropping season due to high prices of inputs, including fuel, seeds and fertilizers

Planting of 2022 crops, for harvest from November, is underway and will be concluded in July. The start of the June-September rainy season had a mixed performance. Below-average precipitation amounts were received over eastern key producing areas, including Gedaref and Sennar states, while rainfall was above average over most of the western Greater Darfur Region and in the southern Greater Kordofan Region. In particular, in Southern Kordofan and White Nile states, early and abundant rains in May (Precipitation anomaly map) triggered floods which affected 2 200 people.

According to the latest Greater Horn of Africa Climate Outlook Forum (GHACOF) weather forecasts, seasonal rains are expected to be above average across the country. If these forecasts will materialize and if the temporal distribution of rains will be favourable, the abundant precipitation will have a positive impact on crops. However, there will be a heightened risk of flooding, especially in low-lying and riverine areas alongside the River Nile and its tributaries.

Planted area and yields are likely to be affected by soaring prices of fuel and agricultural inputs, including seeds and fertilizers. The price increases are due to sustained inflation and dwindling foreign currency reserves hampering imports and by the war in Ukraine, which has caused a sharp increase of fuel and fertilizer prices on the international market. Soaring fuel and fertilizer costs will particularly affect the semi-mechanized and irrigated sectors, which account on average for about half of the aggregate cereal output.

Disclaimer: The designations employed and the presentation of material in this information product do not imply the expression of any opinion whatsoever on the part of FAO concerning the legal status of any country, territory, city or area or of its authorities, or concerning the delimitation of its frontiers or boundaries. Dashed lines on the maps represent approximate borderlines for which there may not yet be full agreement. The final boundary between the Republic of Sudan and the Republic of South Sudan has not yet been determined. The final status of the Abyei area is not yet determined.



GIEWS Country Brief The Republic of the Sudan

Reference Date: 29-June-2021

FOOD SECURITY SNAPSHOT

- Concerns over 2021 cropping season due to high prices of inputs, including fuel
- Aggregate 2020 production of sorghum, millet and wheat estimated at about 8 million tonnes, about 20 percent above average
- Prices of cereals at exceptionally high levels, supported by currency weakness and soaring costs of agricultural inputs
- According to latest estimates, about 9.8 million people severely food insecure
- Substantial humanitarian needs for 2.55 million IDPs and 1.1 million refugees, mainly from South Sudan and Ethiopia

Concerns over 2021 cropping season due to high prices of inputs, including fuel

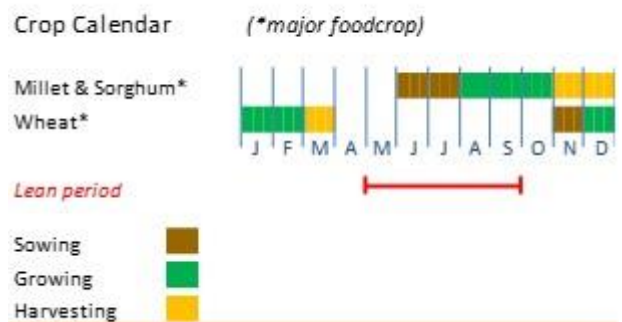
Planting of 2021 crops, for harvest from October, is well underway, as the June-September rainy season was characterized by an early onset at the beginning of May. Rainfall continued at above-average levels and, in mid-June, satellite estimates indicate cumulative rainfall surpluses over most cropping areas. According to the latest Greater Horn of Africa Climate Outlook Forum (GHACOF) weather forecasts, seasonal rains are expected to be above average across the country. If these forecasts will materialize and if the temporal distribution of rains will be favourable, the abundant precipitation will boost crop yields. However, there will be a heightened risk of flooding, especially in low-lying and riverine areas alongside the River Nile and its tributaries.

Planted area and yields are likely to be affected by the soaring prices of agricultural inputs, due to sustained inflation and dwindling foreign currency reserves that are hampering imports. In addition, the removal of fuel subsidies in June will constrain farmers' access to fuel, especially affecting the semi-mechanized and irrigated sectors, which account on average for about half of the aggregate cereal output.

Above-average 2020 cereal production despite widespread floods

The harvest of the 2020 coarse grains crops (sorghum and millet) was completed in early 2021, while the harvest of the small irrigated wheat crop was concluded in March. According to the findings of the government-led Annual Crop and Food Supply

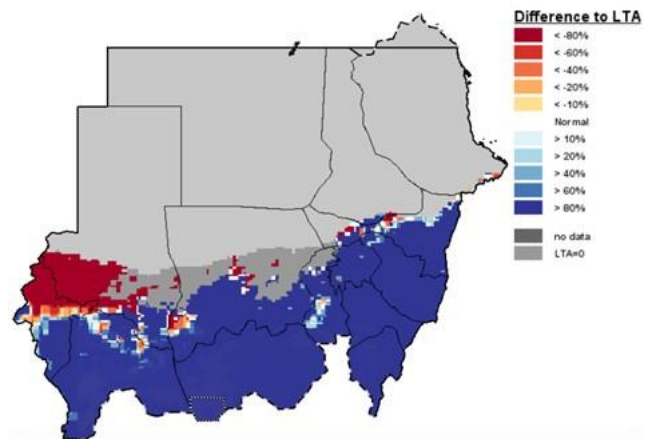
Sudan



Source: FAO/GIEWS.

Sudan - Precipitation anomaly

Relative difference to Long Term Average - Dekad 1, May 2021



Source: FAO/GIEWS Earth Observation System.

Assessment Mission, the 2020 aggregate cereal production is estimated at about 8 million tonnes, 12 percent up from 2019 and about 20 percent higher than the average of the past five years, driven by an increased sorghum output.

Farmers expanded the area planted as a response to the high market prices of grains and to the increased availability of fuel and agricultural finance, while exceptionally abundant precipitation amounts during the 2020 June-September rainy season boosted yields. Torrential rains triggered widespread floods, affecting about 1.5 million hectares of crops. However, the negative impact of floods was mitigated by the unusual continuation of the rainy season until October, which allowed the full maturation of sorghum crops that were late planted in August in substitution of sesame crops that were affected by floods and Sesame Gall Midge.

Cereal prices at exceptionally high levels

Prices of sorghum and millet declined in some markets by up to 15 percent between February and April, mainly due to a substantial devaluation of the Sudanese Pound from SDG 55/USD to SDG 375/USD in late February ([FPMA Food Policy](#)), which reduced the gap between the official and parallel market exchange rates, easing inflationary pressures. Subsequently, prices resumed their upward trend, which started in late 2017, increasing by 5-15 percent in May as the local currency further depreciated on the parallel market from SDG 393/USD in April to SDG 436/USD in May. Prices of wheat, mostly imported, levelled off in April and May in some markets as local harvests in March increased market availabilities. Prices of cereals in May were exceptionally high, about two times their already elevated year-earlier values, mainly due to a weak local currency and soaring prices of fuel and agricultural inputs inflating production and transportation costs.

Food security situation affected by multiple shocks

According to the results of the latest Integrated Food Security Phase Classification (IPC) analysis, about 9.8 million people (21 percent of the analysed population) are estimated to be severely food insecure (IPC Phase 3: "Crisis" and Phase 4: "Emergency") in the period June-September 2021. This figure includes about 7.1 million people in IPC Phase 3: "Crisis" and 2.7 million people in IPC Phase 4: "Emergency" levels of acute food insecurity. While the total number of severely food insecure people is similar to the estimate of one year earlier, the number of people estimated to be in IPC Phase 4: "Emergency" is more than 20 percent higher on a yearly basis, indicating an increased severity of food insecurity.

The main drivers are macro-economic challenges resulting in rampant food and non-food inflation, the lingering impact of 2020 widespread floods on livelihoods and the escalation of inter-communal violence in western Greater Darfur Region and in eastern South Kordofan, North Kordofan and Blue Nile states.

The highest prevalence of food insecurity is reported in East, North and West Darfur, in Blue Nile and in North and South Kordofan states, where the macro-economic challenges are compounded by inter-communal violence. In these areas, between 25 and 30 percent of the population is estimated to be severely food insecure. In addition, 18 percent of the population of Khartoum State is estimated to face food insecurity, 3 percent more than the same period of the previous year, mainly as a

Sudan

Cereal Production

	2015-2019	2019	2020	change
	average		estimate	2020/2019
000 tonnes				
Sorghum	4 442	3 702	5 153	39.2
Millet	1 630	2 687	1 918	-28.6
Wheat	637	727	900	23.8
Others	87	90	85	-5.6
Total	6 795	7 206	8 056	11.8

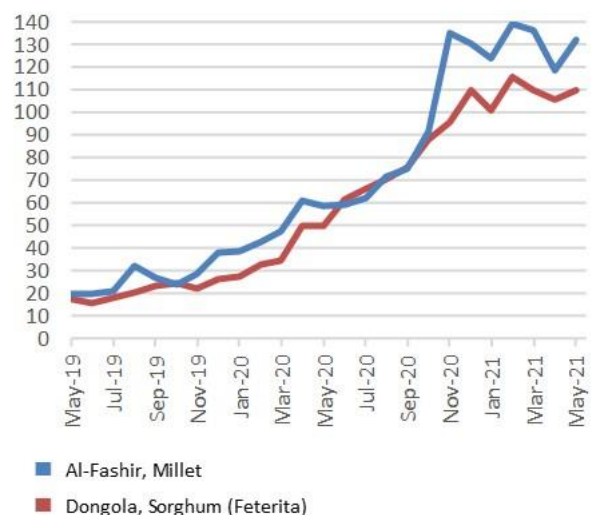
Note: percentage change calculated from unrounded data.

Source: FAO/GIEWS Country Cereal Balance Sheet.

Sudan

Wholesale prices of selected cereals

Sudanese Pound per kg



Source: FAO/GIEWS Food Price Monitoring and Analysis Tool.

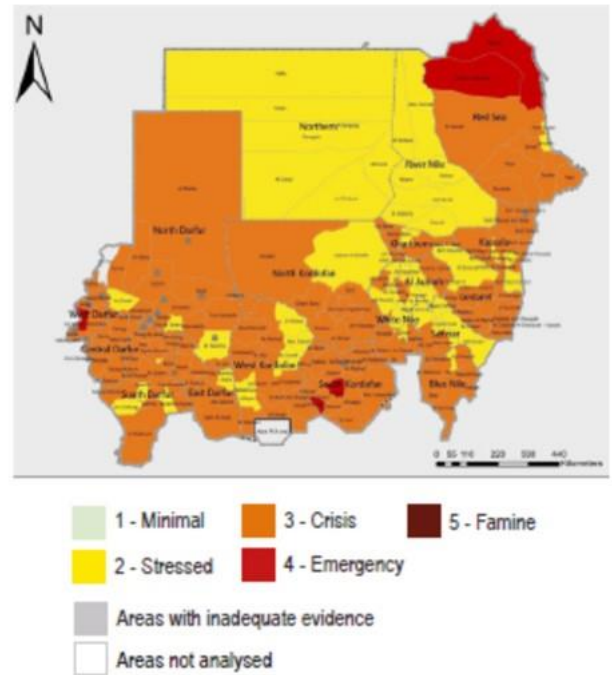
consequence of increasingly severe food access constraints for market dependent urban households.

Humanitarian needs are particularly high for IDPs, estimated at 2.55 million people, and for 1.1 million refugees, including 793 000 people from South Sudan and 45 000 people from the conflict-affected Tigray Region of Ethiopia.

Disclaimer: The designations employed and the presentation of material in this information product do not imply the expression of any opinion whatsoever on the part of FAO concerning the legal status of any country, territory, city or area or of its authorities, or concerning the delimitation of its frontiers or boundaries. Dashed lines on the maps represent approximate borderlines for which there may not yet be full agreement. The final boundary between the Republic of Sudan and the Republic of South Sudan has not yet been determined. The final status of the Abyei area is not yet determined.

Sudan – Integrated Food Security Phase Classification (IPC)

Projection June-September 2021





GIEWS Country Brief The Sudan

Reference Date: 26-April-2021

FOOD SECURITY SNAPSHOT

- Aggregate 2020 production of sorghum, millet and wheat estimated at about 8 million tonnes, 12 percent up from 2019 and about 20 percent above average
- Cereal output benefited from expanded plantings and abundant rains boosting yields, which offset substantial flood-induced losses
- Prices of cereals at exceptionally high levels, supported by currency weakness and soaring costs of agricultural inputs
- According to latest estimates, about 7.1 million people are severely food insecure
- Substantial humanitarian needs for 2.5 million IDPs and 1.1 million refugees, mainly from South Sudan and Ethiopia

Above-average 2020 cereal production despite widespread floods

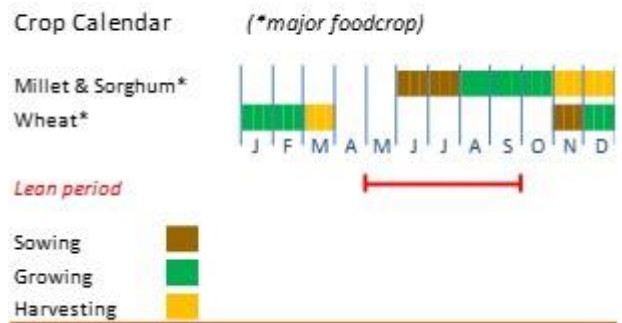
The harvest of the 2020 coarse grains crops (sorghum and millet) was completed in early 2021, while the harvest of the small irrigated wheat crop was concluded in March.

According to the findings of the Government-led Annual Crop and Food Supply Assessment Mission, the 2020 aggregate cereal production is estimated at about 8 million tonnes, 12 percent up from 2019 and about 20 percent higher than the average of the past five years, driven by an increased sorghum output.

Farmers expanded the area planted as a response to high market prices of grains and to the increased availability of fuel and agricultural finance.

The 2020 June-September rainy season was overall favourable, with exceptionally abundant precipitation amounts and an extended duration. An early onset of seasonal rains in May was followed by average to above-average rainfall amounts in June and by below-average to average rains in July. Subsequently, exceptionally abundant rains were received in August and September, which benefited yields but triggered widespread floods, affecting about 1.5 million hectares of crops. However, the negative impact of floods was mitigated by the unusual continuation of the rainy season until October, which allowed the

Sudan



Source: FAO/GIEWS.

Sudan

Cereal Production

	2015-2019 average	2019	2020 estimate	change 2020/2019
	000 tonnes			percent
Sorghum	4 442	3 702	5 153	39.2
Millet	1 630	2 687	1 918	-28.6
Wheat	637	727	900	23.8
Others	87	90	85	-5.6
Total	6 795	7 206	8 056	11.8

Note: percentage change calculated from unrounded data.

Source: FAO/GIEWS Country Cereal Balance Sheet.

full maturation of sorghum crops that were late planted in August instead of replanting sesame crops that were affected by floods and Sesame Gall Midge.

Cereal prices at exceptionally high levels

Prices of cereals in March were exceptionally high, at record levels and up to three times their already elevated year-earlier values, mainly due to a weak local currency and soaring prices of fuel and agricultural inputs inflating production and transportation costs. In 2020, disruptions to marketing and trading activities related to the measures implemented to contain the spread of the COVID-19 pandemic and to widespread floods provided further upward pressure to prices. After having increased in February by 10-20 percent, prices of locally grown sorghum and millet firmed up in March. This was mainly due to a devaluation of the Sudanese Pound from SDG 55/USD to SDG 375/USD in late February ([FPMA Food Policy](#)), which substantially reduced the gap between the official and parallel market exchange rates, resulting in an increase of transactions of foreign currency in commercial banks and easing inflationary pressures. By contrast, prices of wheat, mostly imported, continued to increase in March reaching new record highs.

Food security situation affected by multiple shocks

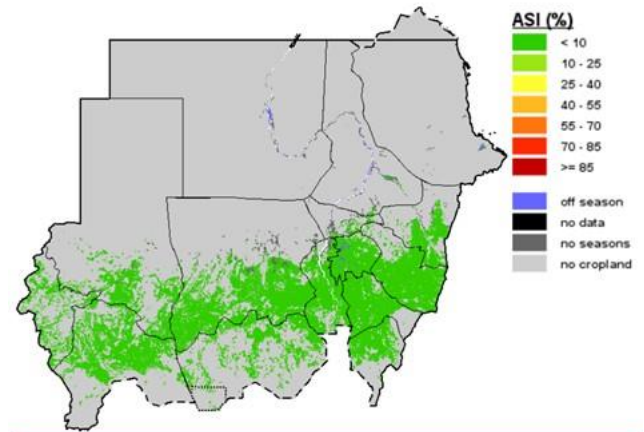
According to the results of the latest IPC analysis, about 7.1 million people (16 percent of the analyzed population) were estimated to be severely food insecure (IPC Phase 3: "Crisis" and Phase 4: "Emergency") in the period October-December 2020. This figure includes 5.8 million people in IPC Phase 3: "Crisis" and 1.3 million people in IPC Phase 4: "Emergency" levels of acute food insecurity. The main drivers are macro-economic challenges resulting in rampant food and non-food inflation, widespread floods which affected 875 000 people, the impacts of the COVID-19 pandemic and the escalation of inter-communal violence in western and eastern areas.

The highest prevalence of food insecurity is reported in South Kordofan, North Kordofan, North Darfur and in Gedaref states, where the main drivers of food insecurity are compounded by inter-communal violence. In these areas, over 20 percent of the population is estimated to be severely food insecure. In addition, in Khartoum State, 15 percent of the population is estimated to face food insecurity, indicating severe food access constraints for market dependent urban households.

Humanitarian needs are particularly high for IDPs, estimated at 2.5 million people and for 1.1 million refugees, including 762 000 people from South Sudan and 74 000 people from Ethiopia.

Sudan - Agricultural Stress Index (ASI)

from start of season 1 to dekad 1, September 2020

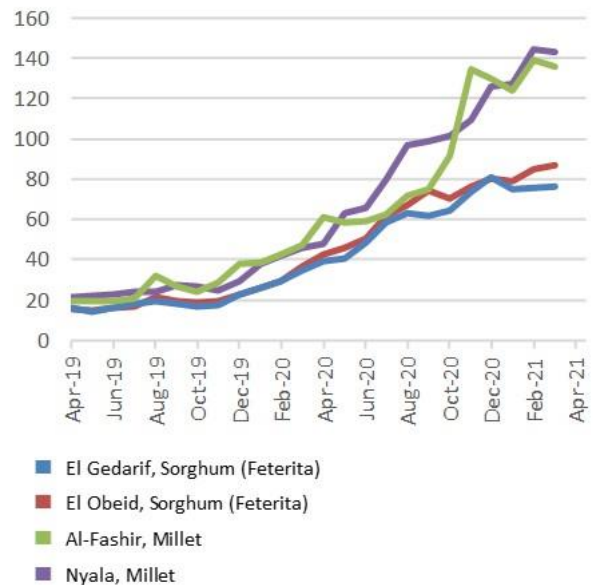


Source: FAO/GIEWS Earth Observation System.

Sudan

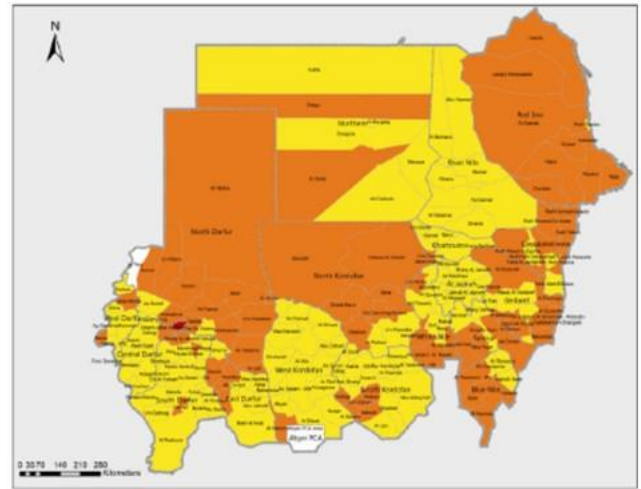
Wholesale prices of selected cereals

Sudanese Pound per kg



Source: FAO/GIEWS Food Price Monitoring and Analysis Tool.

Projection October-December 2020, updated in November



Key for the Map
IPC Acute Food Insecurity Phase Classification

 1 - Minimal	 4 - Emergency	Evidence Level ** Medium
 2 - Stress	 5 - Famine	
 3 - Crisis	 Areas not analysed	

Disclaimer: The designations employed and the presentation of material in this information product do not imply the expression of any opinion whatsoever on the part of FAO concerning the legal status of any country, territory, city or area or of its authorities, or concerning the delimitation of its frontiers or boundaries. Dashed lines on the maps represent approximate borderlines for which there may not yet be full agreement. The final boundary between the Republic of Sudan and the Republic of South Sudan has not yet been determined. The final status of the Abyei area is not yet determined.



GIEWS Country Brief The Sudan

Reference Date: 22-April-2020

FOOD SECURITY SNAPSHOT

- Aggregate 2019 cereal production estimated at 5.9 million tonnes, 33 down from 2018 bumper harvest and 15 percent below average
- Cereal output affected by reduced plantings, unfavourable weather conditions and pest infestations
- Prices of cereals soaring to record levels, supported by currency weakness and tight supplies
- According to latest estimates, 5.8 million people severely food insecure
- Substantial humanitarian needs for 1.87 million IDPs and 818 000 refugees from South Sudan

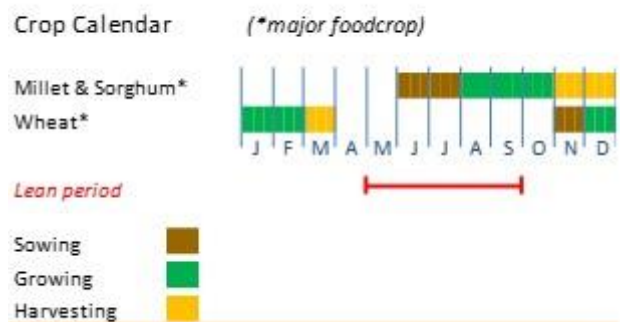
Below-average 2019 cereal production due to reduced plantings, unfavourable weather conditions and pest infestations

The harvest of the 2019 coarse grains (sorghum and millet) crops was completed in December, while the harvest of the small irrigated wheat crop has recently concluded.

According to the findings of the Government-led Annual Crop and Food Supply Assessment Mission, the 2019 aggregate cereal production is estimated at about 5.9 million tonnes, 33 percent below the 2018 bumper harvest and 15 percent below the average of the previous five years. The decline in production is due to a combination of reduced plantings and low yields.

The area planted with sorghum and millet declined in 2019 by about 15 percent compared to 2018 as farmers opted to increase plantings of more remunerative cash crops, including sesame and groundnuts. At the same time, yields were affected by a combination of unfavourable weather conditions and pest attacks. The June-September rainy season was characterized by an extremely erratic temporal distribution. An early onset of seasonal rains in May and adequate precipitation in June benefited planting activities, but prolonged and widespread dry spells in July resulted in crop wilting, requiring multiple replanting. Subsequently, abundant late-season rains in August and September, atypically extending into October, benefited crop development, but also triggered widespread floods that resulted in losses of standing crops. The late-season heavy rains favoured the spread of diseases, weeds and pests, and severe infestations of birds (*Quelea Quelea*), rodents (rats) and insects, (sorghum midge, desert locusts, brown locusts, grasshoppers)

Sudan



Source: FAO/GIEWS.

Sudan

Cereal Production

	2014-2018 average	2018	2019 estimate	change 2019/2018
	000 tonnes			percent
Sorghum	4 958	5 435	4 008	-26.3
Millet	1 341	2 647	1 133	-57.2
Wheat	586	700	727	3.9
Others	84	88	85	-3.4
Total	6 969	8 870	5 953	-32.9

Note: percentage change calculated from unrounded data.

Source: FAO/GIEWS Country Cereal Balance Sheet.

which further constrained crop yields. Notably, in key sorghum producing areas of Gadarif State, sorghum yields were estimated at just 0.37 tonnes per hectare, about 65 percent below the average.

Cereal prices at exceptionally high levels

Prices of sorghum and millet declined by about 5-10 percent in October 2019 with the start of the 2019 harvest. Subsequently, in late 2019 and early 2020, prices resumed the sustained upward trend that began in late 2017. Price increases accelerated in March 2020 after the Central Bank of Sudan decided to devalue the Sudanese pound from SDG 52 per US dollar in February to SDG 55 per US dollar in March. In March, prices of sorghum, millet and wheat grain were at record levels and between two to three times above the already high levels a year earlier, mainly due to a weak local currency and tight supplies, coupled with fuel shortages and high prices of agricultural inputs that increased production and transportation costs.

Lingering impact of prolonged conflict and major food access constraints severely affect food security

According to the results of the latest IPC analysis, about 5.8 million people (14 percent of the total population) were estimated to be severely food insecure (IPC Phase 3: “Crisis” and Phase 4: “Emergency”) in the period June-August 2019. The figure was the highest on record since the introduction of the IPC in the country and included 4.8 million people in IPC Phase 3: “Crisis” and 1 million people in IPC Phase 4: “Emergency” levels of acute food insecurity. Major concerns were in South Kordofan, Red Sea and the three Darfur states (Central, North and South), where phases 3 and 4 levels of food insecurity prevailed. In these areas, many of which were affected by the lingering impact of prolonged conflicts, more than one-third of the households were reported to adopt food-based coping strategies to maintain their minimum food consumption levels. These strategies included eating less preferred food, borrowing money to buy food, limiting portion sizes, reducing the number of meals and reducing adult consumption favouring children. In addition, in Khartoum State, the number of people facing severe acute food insecurity was more than twice than one year earlier, indicating increasingly severe food access constraints for market dependent urban households.

In late 2019 and early 2020, the food security situation has improved marginally as the positive impact of increased availabilities following the 2019 harvest was mostly offset by severe constraints to food access due to exceptionally high food prices.

Humanitarian needs are particularly high for IDPs, estimated in April at 1.87 million people and for refugees from South Sudan, estimated in late February at about 818 000 people.

Sudan

Wholesale prices of selected cereals

Sudanese Pound per kg



Source: FAO/GIEWS Food Price Monitoring and Analysis Tool.

Sudan - Integrated Food Security Phase Classification

Projection June – August 2019



COVID-19 and measures adopted by the Government

In March 2020, the Government introduced a series of measures aiming to contain the COVID-19 outbreak, including:

- Curfew from 20:00 to 06:00.
- Ban of bus travel between states, except for humanitarian, commercial and technical shipments.
- Closure of international and domestic airports, except for humanitarian and cargo shipments.
- Closure of all schools, colleges, universities and religious institutes.
- Cancellation of all festivals, camps and sports events and ban of public gatherings.

On 18 March 2020, the international community launched the [Corona Virus – COVID-19 Country Preparedness and Response Plan \(CPRP\)](#) to support the Government of the Sudan. The plan, which requires USD 47 million to be implemented, focuses on public health measures and covers a three-month period.

On 23 March 2020, the Federal Ministry of Health announced a national COVID-19 response plan at the cost of USD 76 million. COVID-19 preparedness and response planning are underway at the State level. Most states have established dedicated task forces and developed State-specific plans. Awareness campaigns are underway, including in the IDP camps in North Darfur and South Darfur states.

On 11 April 2020, the Prime Minister, Dr Abdalla Hamdok, issued the [Emergency Order No. \(1\) for the year 2020](#). The order stipulates the punishments contained in the Emergency and Public Safety Act for the year 1979 to be imposed on whoever perpetrates acts including:

- Assault on medical and health personnel and cadres assisting them while carrying out their work.
- Destruction of health, medical and isolation facilities.
- Monopolizing food or medicines or increasing their prices.

Disclaimer: The designations employed and the presentation of material in this information product do not imply the expression of any opinion whatsoever on the part of FAO concerning the legal status of any country, territory, city or area or of its authorities, or concerning the delimitation of its frontiers or boundaries. Dashed lines on the maps represent approximate borderlines for which there may not yet be full agreement. The final boundary between the Republic of Sudan and the Republic of South Sudan has not yet been determined. The final status of the Abyei area is not yet determined.



GIEWS Country Brief The Sudan

Reference Date: 29-March-2019

FOOD SECURITY SNAPSHOT

- Aggregate 2018 cereal production estimated at 8.2 million tonnes, 57 percent up from reduced output of 2017 and 30 percent above average
- Bumper harvest driven by favourable rains and expansion of planted area, especially in Darfur Region
- Prices of cereals at near record levels despite some recent declines
- Despite bumper 2018 harvest and decline in number of IDPs, food insecure caseload remained firm at 5.76 million individuals
- About 1.86 million individuals still displaced, mainly in Darfur Region

Bumper 2018 cereal production due to favourable rains and increased plantings

Coarse grains (sorghum and millet) are normally gathered by December. However, the harvesting of 2018 crops continued until February, as reduced availability of fuel and currency shortages, affecting ability to pay hired labour, hindered agricultural operations. Similarly, the harvest of the small irrigated wheat crop, normally completed in March, will be delayed by at least one month.

According to the findings of the Government-led annual Crop and Food Supply Assessment Mission, the aggregate cereal production is estimated at 8.2 million tonnes, 57 percent up from the reduced 2017 output and 30 percent above the average of the previous five years. The bumper harvest is the result of abundant and well-distributed seasonal rains, which benefited yields and of increased plantings encouraged by an early onset of seasonal rains and by very high prevailing market prices. The most significant increase in planted and harvested area was recorded in the traditional rainfed areas in the Darfur Region (North, West, South, Central and East Darfur states), where security improvements allowed substantial numbers of IDPs to return to their homes and to engage in agricultural activities. In addition, the increased soil fertility of the fields left uncropped for several years benefited yields. As a result, in the Region, a key millet producing area accounting for more than 60 percent of the average aggregated yearly output, the 2018 millet production reached a record of 2.3 million tonnes.

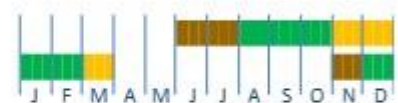
Sudan

Crop Calendar

(*major foodcrop)

Millet & Sorghum*

Wheat*



lean period



Sowing



Growing



Harvesting



Source: FAO/GIEWS.

Sudan

Cereal Production

	2013-2017	2017	2018	change
	average			2018/2017
000 tonnes				
Sorghum	4 776	3 863	4 953	28.2
Millet	1 030	879	2 647	201.1
Wheat	499	463	595	28.5
Others	83	60	88	46.7
Total	6 388	5 265	8 283	57.3

Note: percentage change calculated from unrounded data.

Source: FAO/GIEWS Country Cereal Balance Sheet.

Cereal prices at near-record to record levels

Soaring prices of inputs and fuel, due to foreign currency shortages, a weak local currency and high general inflation, severely inflated agricultural production costs, especially in semi-mechanized rainfed areas and in irrigated schemes. In addition, some large-scale traders are holding onto their stocks, as this is regarded as a more reliable form of saving than keeping sums of fast devaluating Sudanese Pounds and widespread shortage of cash is hindering consumer market purchases. As a result, despite the bumper cereal output, market availability is low and except some limited declines in millet prices in January and February, prices of cereals continued in recent months the sustained upward trend that began in late 2017. In February, prices of sorghum, millet and wheat grain were at near record to record levels in most monitored markets and up to twice their year-earlier values.

Major food access constraints severely affect food security

According to the results of the latest IPC analysis, in the period January-March 2019, about 5.76 million people are estimated to be severely food insecure (IPC Phase 3: "Crisis" and Phase 4: "Emergency"). The food insecure caseload remained firm between October and December 2018 during the harvesting period and the current post-harvest period despite the bumper 2018 cereal production, as low market availabilities and high cereal prices are constraining food access for large segments of the population. Major concerns exist particularly for most vulnerable households in conflict-affected areas in the Darfur Region and in Blue Nile and South Kordofan states and for newly food insecure people in urban and peri-urban areas of Khartoum State.

Following the improvements in the security situation in conflict-affected areas in the Darfur Region and in Blue Nile and South Kordofan states since the signing of a ceasefire in 2017, the IDP caseload declined from 2.30 million in 2017 to 1.86 million in early 2019. However, humanitarian needs remain substantial for the population still displaced and for returnees, as several return areas lack the basic services. High levels of food insecurity are also reported among refugees from South Sudan, estimated in late February at about 844 000 people.

Disclaimer: The designations employed and the presentation of material in this information product do not imply the expression of any opinion whatsoever on the part of FAO concerning the legal status of any country, territory, city or area or of its authorities, or concerning the delimitation of its frontiers or boundaries. Dashed lines on the maps represent approximate borderlines for which there may not yet be full agreement. The final boundary between the Republic of Sudan and the Republic of South Sudan has not yet been determined. The final status of the Abyei area is not yet determined.

Sudan

Wholesale prices of selected cereals

Sudanese Pound per kg



Source: FAO/GIEWS Food Price Monitoring and Analysis Tool.

Sudan – Integrated Food Security Phase Classification

Projection January – March 2019





GIEWS Country Brief The Sudan

Reference Date: 14-June-2018

FOOD SECURITY SNAPSHOT

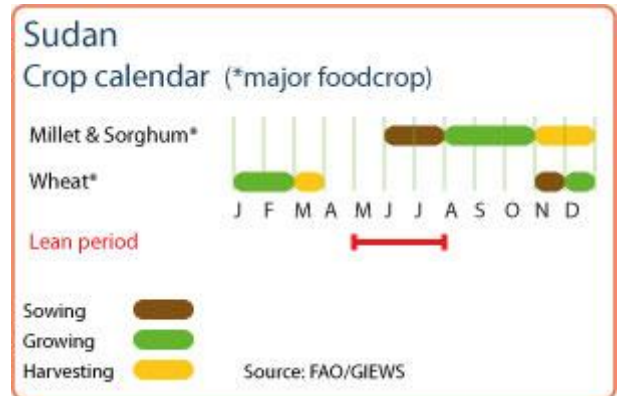
- Concerns over 2018 cropping season due to shortages and high prices of fuel and inputs
- Aggregate 2017 cereal production estimated at 5.2 million tonnes, 40 percent less than 2016 record output, but still about 10 percent above-average
- Prices of cereals surging to record levels, mainly due to removal of wheat subsidies and sharp depreciation of local currency
- Food insecurity is major concern in Darfur Region, in Blue Nile, South Kordofan and Kassala states and for South Sudanese refugees
- More than 2 million IDPs, mostly located in Darfur Region, are in need of humanitarian assistance

Concerns over 2018 cropping season due to shortages and high prices of fuel and inputs

Planting of 2018 crops, for harvest from October, is well underway, as the June-to-September rainy season was characterized by an early onset in mid-May. According to the latest Greater Horn of Africa Climate Outlook Forum (GHACOF) weather forecasts, seasonal rains are expected to be characterized by average to above-average amounts. However, planted area and yields are likely to be affected by severe fuel shortages and by low availability and high prices of agricultural inputs, due to sustained inflation and dwindling foreign currency reserves constraining imports. In Gadarif market, located in a key surplus-producing area, current prices of fertilizers (urea) and sorghum seeds are reported to be more than twice their year-earlier levels.

Reduced but still above-average 2017 cereal production

The 2017 coarse grains harvest was concluded last December, while the small irrigated wheat crop was gathered in March 2018. According to the findings of the Government-led annual Crop and Food Supply Assessment Mission, the aggregate cereal production is estimated at 5.2 million tonnes, 40 percent lower than the record 2016 output, but still about 10 percent above the five-year average. The output contraction is mainly due to a decline in area planted with sorghum and millet, following farmers' decision to switch to more profitable cash crops, mainly sesame and cotton, and to drought-induced production shortfalls in Kassala, northern Gedaref and North Darfur states, where



Sudan
Cereal production

	2012-2016 average	2016	2017 estimate	change 2017/2016
	000 tonnes			percent
Sorghum	4 453	6 466	3 743	-42
Millet	930	1 449	954	-34
Wheat	471	516	463	-10
Others	89	93	60	-35
Total	5 943	8 524	5 220	-39

Note: percentage change calculated from unrounded data.
Source: FAO/GIEWS Country Cereal Balance Sheets

cereal production was 65-90 percent lower than in the previous year.

Prices of cereals surging to record levels

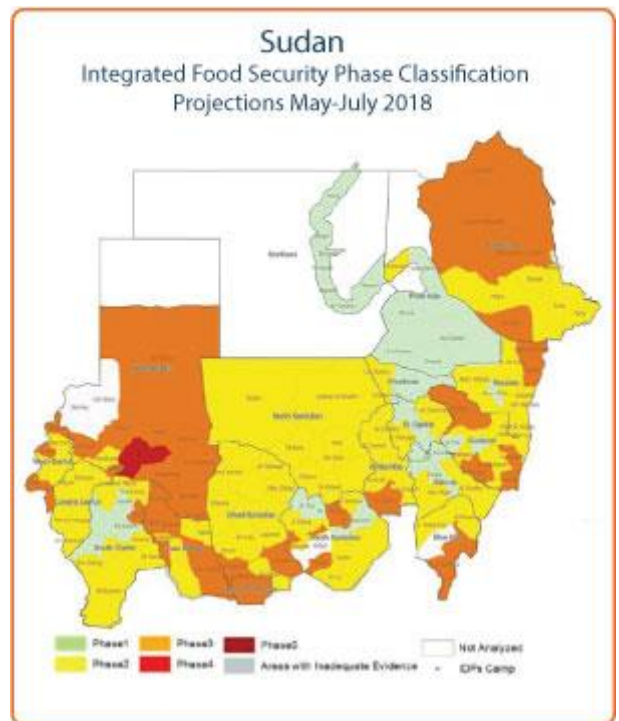
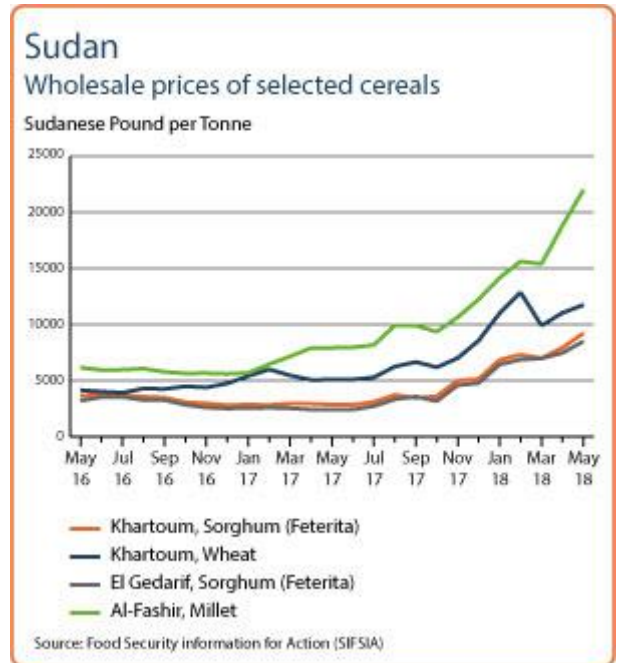
As of May, prices of sorghum, millet and wheat were more than twice their year-earlier levels and at record or near-record highs in all monitored markets, after having surged since late 2017. Notably, prices of sorghum more than doubled between October 2017 and May 2018 in the capital, Khartoum, and in El Gadarif market. Prices of millet, mainly grown and consumed in western regions, and prices of wheat grain, mostly sourced from the international market, followed similar trends. The surge in cereal prices was mainly driven by the removal of wheat subsidies in the 2018 budget, which increased demand for millet and sorghum as substitutes for wheat and the strong depreciation of the local currency, which triggered a significant rise in the general inflation rate. The exchange rate of the Sudanese Pound declined sharply since late 2017, after the lifting of the international sanctions that ended a trade embargo and unfroze the financial assets, causing an upsurge in demand of US dollars from importers. The removal of subsidies on electricity, coupled with limited availabilities of fuel across the country and resulting higher prices of transport, contributed to underpin food prices. Localized 2017 crop production shortfalls provided further support to the prices of cereals.

Food insecurity is major concern in Darfur Region and for IDPs and refugees from South Sudan

According to the results of the latest IPC analysis (projection), valid for the period May-July 2018, about 6.2 million people are estimated to be severely food insecure (IPC Phase 3: "Crisis" and Phase 4: "Emergency"). A major concern exists for the conflict-affected areas in the Darfur Region and in Blue Nile and South Kordofan states, and for drought-affected cropping and pastoral areas of Kassala State. In some of these areas, the progressive depletion of livelihood assets has resulted in a shift from agriculture to traditional mining and migration to urban areas in search for occasional employment, further undermining households' resilience to shocks. Drought-induced crop production shortfalls during the 2017 season in northern Gedaref, North Darfur and Kassala states resulted in an early depletion of stocks. In addition, the soaring cereal prices have been seriously affecting food access for vulnerable households.

Despite some returns, more than 2 million vulnerable IDPs, predominantly located in the Darfur Region, are in need of humanitarian assistance. High levels of food insecurity are also reported among refugees from South Sudan, estimated in late May at about 763 000.

Disclaimer: The designations employed and the presentation of material in this information product do not imply the expression of any opinion whatsoever on the part of FAO concerning the legal status of any country, territory, city or area or of its authorities, or concerning the delimitation of its frontiers or boundaries.





GIEWS Country Brief The Sudan

Reference Date: 15-February-2018

FOOD SECURITY SNAPSHOT

- Aggregate 2017 cereal production estimated at 5.2 million tonnes, 40 percent down from 2016 record output, due to poor rains in North Darfur, northern Gedarf and Kassala states
- Prices of cereals surging to record levels in late 2017 and early 2018, mainly due to sharp depreciation of local currency
- Food security is major concern in Darfur Region, in Blue Nile and South Kordofan states and for South Sudanese refugees
- According to OCHA, as of end-2017, about 2 million vulnerable IDPs, mostly located in Darfur Region, were in need of humanitarian assistance

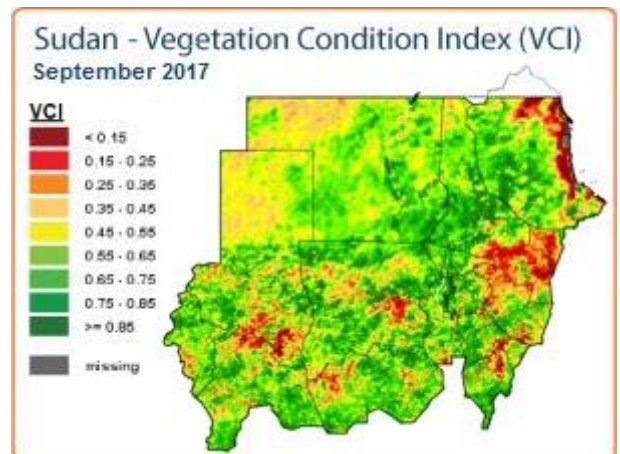
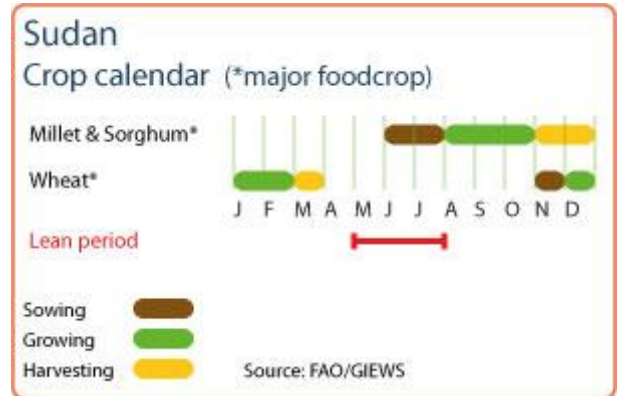
Reduced 2017 cereal production due to localized poor rains in North Darfur, northern Gedarf and Kassala states

The 2017 coarse grains harvest has been recently concluded. The performance of the June-September rainy season was mixed as precipitations were favourable in Sennar, South Darfur, South Kordofan, Red Sea and Northern states, while in Kassala, Gedaref and North Darfur states prolonged dry spells had a negative impact on crop development and yields. The cereal output was also affected by a decline in the area planted as some farmers switched to more profitable cash crops, mainly sesame and cotton. Fall Armyworm outbreaks were detected in some cropping areas, but had a negligible impact.

According to the preliminary findings of the 2017 Annual Crop and Food Supply Assessment Mission, the 2017 aggregate cereal production (including a forecast of the production of the small irrigated wheat crop to be harvested in March 2018), is estimated at 5.2 million tonnes, about 40 percent down from the 2016 record output, but still 11 percent above the five-year average. In drought-affected Kassala, northern Gedarf and North Darfur states, cereal production was 65-90 percent lower than in the previous year.

Prices of cereals surging to record levels

Prices of domestically-produced sorghum and millet, after some declines in October 2017 with the beginning of the harvest, unseasonably surged in most markets between October 2017 and January 2018, when they were up to more than twice their year-earlier values and at record levels. Notably, prices of sorghum



Sudan
Cereal production

	2012-2016 average	2016	2017 estimate	change 2017/2016
	000 tonnes			percent
Sorghum	4 382	6 466	3 743	-42
Millet	754	1 449	954	-34
Wheat	383	516	463	-10
Others	70	93	60	-35
Total	5 589	8 524	5 220	-39

Note: percentage change calculated from unrounded data.
Source: FAO/GIEWS Country Cereal Balance Sheets

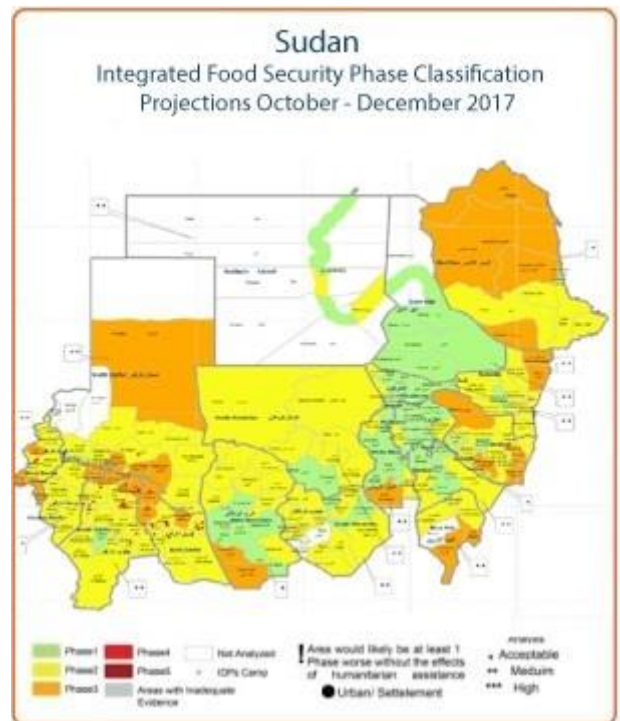
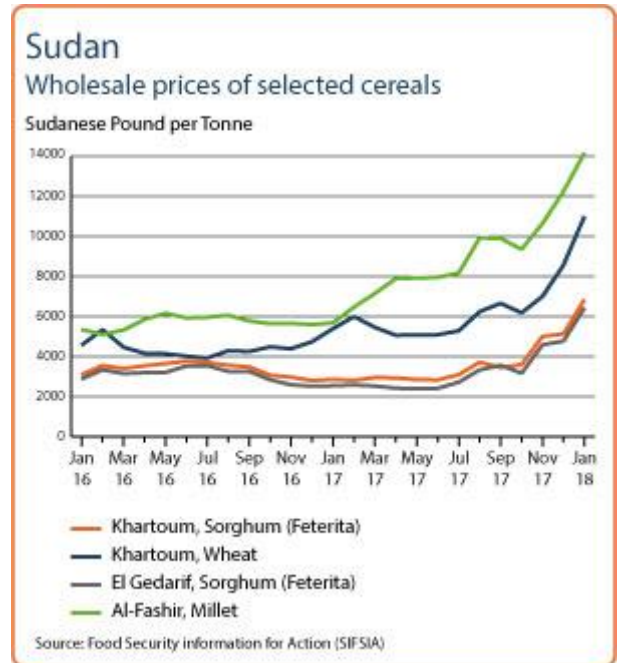
doubled in the capital, Khartoum, and in El Gadarif market, located in a key surplus-producing area, while prices of millet, mainly grown and consumed in western regions, increased by 50 percent in Al Fashir market, located in North Darfur State. Similarly, prices of wheat grain, mainly sourced from the international market, increased in the capital, Khartoum, by 80 percent between October 2017 and January 2018, when it was traded at a record SDG 1 000, more than twice than 12 months earlier. The increase in prices was driven by the removal of wheat subsidies in the 2018 budget, which increased demand for millet and sorghum as substitutes for wheat and by a strong depreciation of the local currency in the parallel market, which triggered a significant rise in the general inflation rate. The exchange rate of the Sudanese Pound sharply declined in late 2017, as the lifting of international sanctions in October 2017, ending a trade embargo and unfreezing financial assets, caused an upsurge in demand of US dollars from importers. The removal of subsidies on electricity, high fuel prices and the localized but substantial crop production shortfalls affecting the 2017 harvest provided further support to prices.

Food security is major concern in Darfur Region, for IDPs and for refugees from South Sudan

According to the 2018 Humanitarian Response plan, about 4.8 million people are estimated to be severely food insecure. A major concern exists for the conflict-affected areas in the Darfur Region and in Blue Nile and South Kordofan states. According to UN/OCHA, as of end-2017, 2 million vulnerable IDPs were in need of humanitarian assistance, including about 1.76 million people in Darfur Region and about 235 000 people in Blue Nile, West Kordofan and South Kordofan states.

High levels of food insecurity are also reported among refugees from South Sudan. The influx of refugees increased in 2017, with about 196 000 new arrivals mainly in White Nile, East and South Darfur and South Kordofan states, bringing the total number of South Sudanese refugees hosted in the country to about 770 000 as of mid-January 2018.

Disclaimer: The designations employed and the presentation of material in this information product do not imply the expression of any opinion whatsoever on the part of FAO concerning the legal status of any country, territory, city or area or of its authorities, or concerning the delimitation of its frontiers or boundaries.





GIEWS Country Brief The Sudan

Reference Date: 23-October-2017

FOOD SECURITY SNAPSHOT

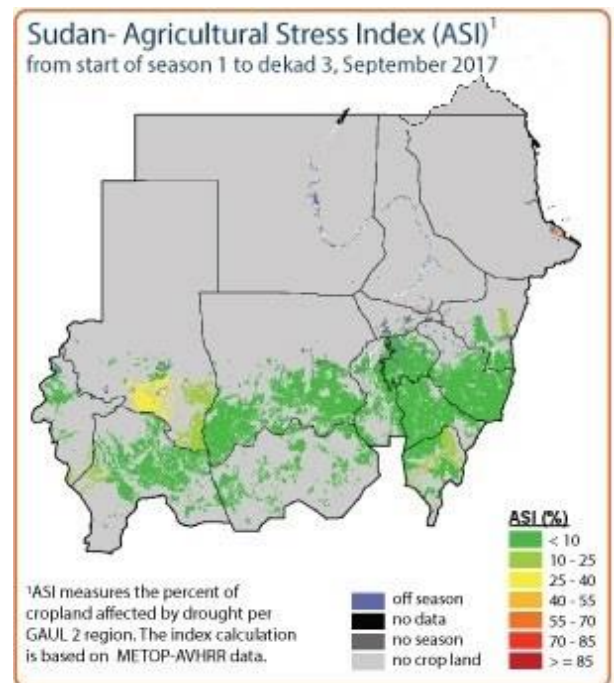
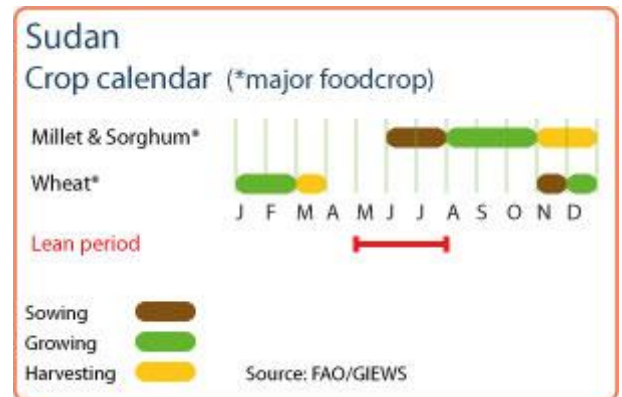
- After some early dry spells, cumulative above-average rains from August to October triggered floods, but lifted crop production prospects
- About 100 000 people estimated to be affected by floods in White Nile, South Darfur, North Kordofan, Al Gezira, Sennar, West Darfur and Kassala states
- Prices of cereals increased in recent months, with seasonal factors compounded by flood-induced market disruptions
- Food security situation is concerning in South Kordofan and Darfur states and for South Sudanese refugees
- According to OCHA, as of late September, 2.3 million vulnerable IDPs, essentially located in Darfur State, were in need humanitarian assistance

Above-average rains from August to October lifted prospects for 2017 cereal crops output

Sorghum and millet crops, planted in June-July, will be harvested from November. Cumulative seasonal rainfall has been above average throughout the country, but had an erratic temporal distribution in some areas. After an early onset of rains in mid-May, some dry spells in late June and July over Kassala State, southern parts of North Darfur State and northern parts of North Kordofan and Gadaref states had a negative impact on crop establishment and development. Subsequently, cumulative above-average rains from August to October triggered floods in White Nile, South Darfur, North Kordofan, Al Gezira, Sennar, West Darfur and Kassala states which affected about 100 000 people, but eased moisture deficits and lifted crop production prospects in the areas affected by early season dryness. According to remote sensing analysis (see ASI map) and the findings of a mid-season assessment led by the Government and supported by FAO and WFP, vegetation conditions are currently good over most cropping areas and overall cereal production is expected at above-average levels.

Prices of cereals increasing in recent months

Between July and September, prices of locally-produced sorghum and millet increased in most monitored markets by up to 30 and 45 percent, respectively, as seasonal patterns were compounded by market disruptions caused by floods. Despite these increases, prices of sorghum in September were, however, still around their year-earlier levels, due to adequate domestic



availabilities from the above-average harvest gathered in 2016. Prices of millet, mainly grown and consumed in western regions, followed a sustained increasing trend during 2017 in Al Fashir market, located in the North Darfur State. Here, millet prices in September were about 70 percent higher than one year earlier, essentially due to civil insecurity, which disrupted trade flows and reduced availabilities from the 2016 harvest.

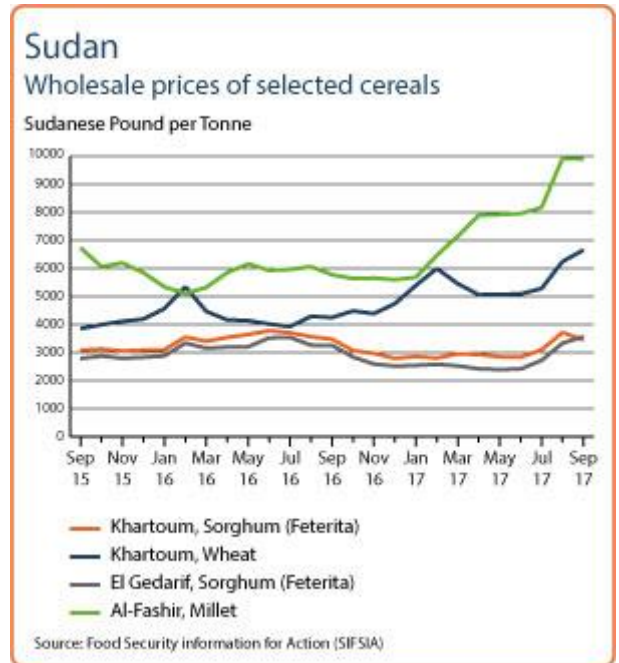
Prices of wheat, mostly imported and consumed in urban areas, declined by 16 percent between February and April 2017 in the capital, Khartoum, as the local harvest increased supplies. Subsequently, prices increased by over 30 percent between May and September, when they were about 60 percent higher than 12 months earlier and at record levels, underpinned by the depreciation of the local currency, foreign currency shortages, high production costs and sustained demand.

Food security situation is concerning in South Kordofan and Darfur states

According to the results of the latest IPC analysis, valid for the period June-September 2017, about 3.4 million people are estimated to be severely food insecure. Major concerns are for conflict-affected areas of South Kordofan and Darfur states, where poor households and IDPs face constrained access to livelihoods and income sources and are affected by the early depletion of cereal stocks due to localized production shortfalls during the 2016 season. According to OCHA, as of late September, 2.3 million vulnerable IDPs were in need humanitarian assistance, including 2.1 million in Darfur and 240 000 in Blue Nile and South Kordofan states.

High levels of food insecurity are also reported among refugees from South Sudan. The refugee influx increased in 2017, with 184 512 individuals arriving between January and mid-September 2017 mainly in White Nile, East and South Darfur and South Kordofan states, bringing the total number of South Sudanese refugees hosted in the country to 447 287 as of mid-September 2017.

Disclaimer: The designations employed and the presentation of material in this information product do not imply the expression of any opinion whatsoever on the part of FAO concerning the legal status of any country, territory, city or area or of its authorities, or concerning the delimitation of its frontiers or boundaries.





GIEWS Country Brief The Sudan

Reference Date: 16-October-2017

FOOD SECURITY SNAPSHOT

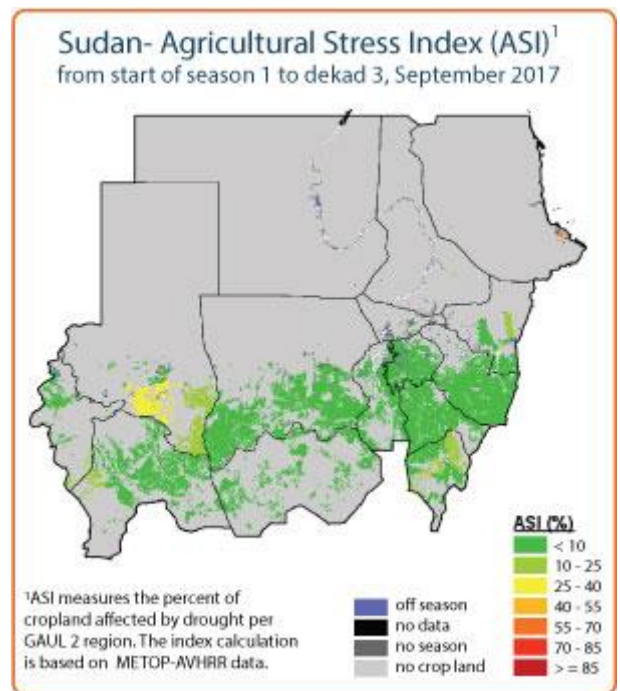
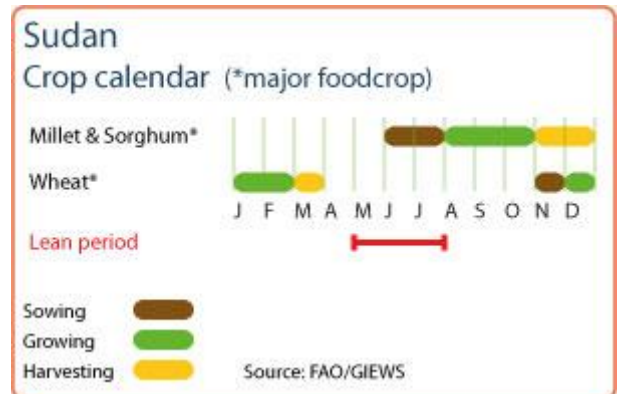
- After some early dry spells, abundant rains in August and September triggered floods, but lifted crop production prospects
- About 100 000 people estimated to be affected by the floods in White Nile, South Darfur, North Kordofan, Al Gezira, Sennar, West Darfur and Kassala states
- Prices of cereals increased in recent months, with seasonal factors compounded by flood-induced market disruptions
- Worrying food security situation in conflict-affected areas in South Kordofan and Darfur States and for South Sudanese refugees
- The IDP caseload was estimated in late September 2017 at 2.3 million, essentially located in Darfur States

Abundant rains in August-September lifted prospects for 2017 cereal crops output

Sorghum and millet crops, planted in June-July, will be harvested from November. Cumulative seasonal rainfall has been above-average so far throughout the country, but had an erratic temporal distribution in some areas. After an early onset of rains in mid-May, some dry spells in late June and July over Kassala State, southern parts of Northern Darfur State and northern parts of Northern Kordofan and Gadaref states had a negative impact on crop establishment and development. Subsequently, abundant rainfall in August and September triggered floods in White Nile, South Darfur, North Kordofan, Al Gezira, Sennar, West Darfur and Kassala states which affected about 100 000 people, but eased moisture deficits and lifted crop production prospects in areas affected by early season dryness. According to remote sensing analysis (see ASI map) and the findings of a mid-season assessment led by the Government and supported by FAO and WFP, vegetation conditions are currently good over most cropping areas and overall cereal production is expected at above-average levels.

Prices of cereals increasing in recent months

Between July and September, prices of locally-produced sorghum and millet increased in most monitored markets by up to 30 and 45 percent, respectively, as seasonal patterns were compounded by market disruptions caused by floods. Despite



these increases, prices of sorghum in September were however still around their year-earlier levels, due to adequate domestic availabilities from the above-average harvest gathered in 2016. Prices of millet, mainly grown and consumed in western regions, followed a sustained increasing trend during 2017 in Al Fashir market, located in the North Darfur Region. Here, millet prices in September were about 70 percent higher than one year earlier, essentially due to civil insecurity which disrupted trade flows and reduced availabilities from the 2016 harvest.

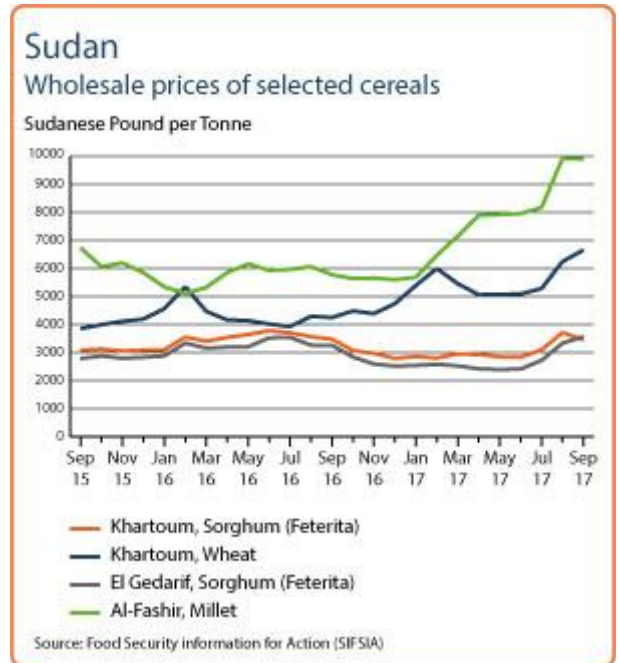
Prices of wheat, mostly imported and consumed in urban areas, declined by 16 percent between February and April 2017 in the capital, Khartoum, as the local harvest increased supplies. Subsequently, prices increased by over 30 percent between May and September, when they were about 60 percent higher than 12 months earlier and at record levels, underpinned by the depreciation of the local currency, foreign currency shortages, high production costs and sustained demand.

Worrying food security situation in conflict-affected areas

According to the results of the latest IPC analysis, valid for the period June-September 2017, about 3.4 million people are estimated to be severely food insecure. Major concerns are for conflict-affected areas of South Kordofan and Darfur states, where poor households and IDPs face constrained access to livelihoods and income sources and are affected by the early depletion of cereal stocks due to localized production shortfalls during the 2016 season. The IDP caseload was estimated in late September 2017 at 2.3 million, highly concentrated in Darfur states.

High levels of food insecurity are also reported among refugees from South Sudan. The refugee influx increased in 2017, with about 184 000 individuals arriving between January and mid-September 2017 mainly in East Darfur and White Nile State, bringing the total number of South Sudanese refugees hosted in the country to about 461 000 as of mid-September 2017.

Disclaimer: The designations employed and the presentation of material in this information product do not imply the expression of any opinion whatsoever on the part of FAO concerning the legal status of any country, territory, city or area or of its authorities, or concerning the delimitation of its frontiers or boundaries.





GIEWS Country Brief The Sudan

Reference Date: 22-November-2016

FOOD SECURITY SNAPSHOT

- Coarse grain production in 2016 expected at above-average levels due to favourable rains
- Good availability of pasture across the country
- Prices of cereals declining following the start of 2016 harvest in October
- Food security situation improving, but concerns remain for IDPs and refugees

Above-average 2016 coarse grain production expected in most cropping areas

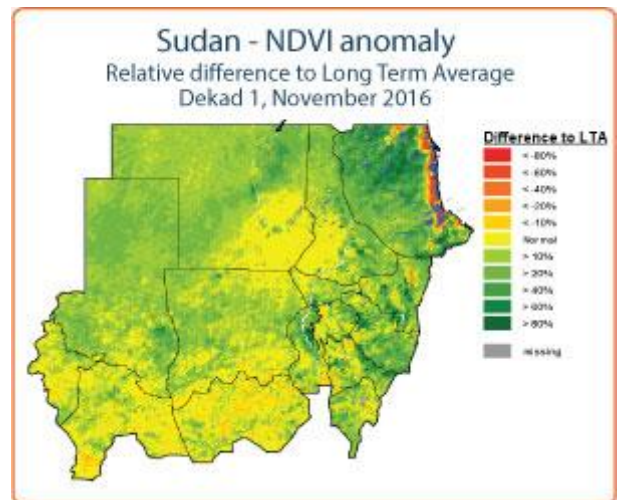
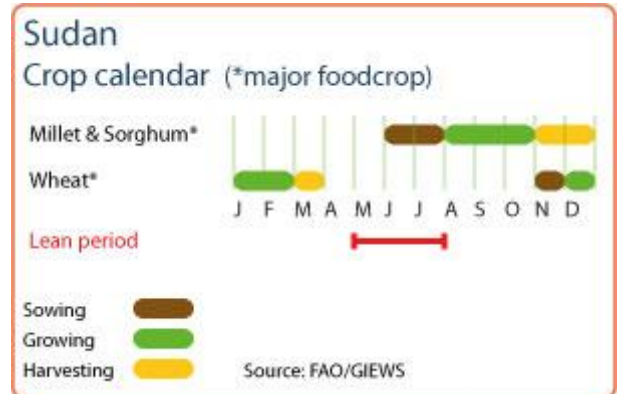
Harvesting of the 2016 sorghum and millet crops is underway and will be completed by the end of the year. Although official estimates are not yet available, crop production is expected at above-average levels, as the 2016 rainy season (June-September) has been generally very favourable. Rains had a timely onset in June, have been characterized by above-average and well distributed amounts in most areas and were positively extended until mid-October, favouring crop development. However, some dry spells in September affected crops in South Kordofan and North Darfur states. Some crop losses have also been caused by localized flooding in Kassala, Sennar, White Nile, Blue Nile, Al Gezira and El Gadarif states due to torrential rains between June and August. Outbreaks of locust and migratory birds have been reported in parts of South Darfur, East Darfur, West Kordofan and North Kordofan states, but crops losses are minimal as local authorities undertook appropriate control measures.

Good pasture availability across the country

Average to above-average pasture conditions prevail in most pastoral areas following beneficial seasonal rains from June to October. Livestock body conditions are generally good and milk production has substantially improved since last August. Satellite-based images (see NDVI anomaly map) show pockets of the below-average pasture conditions in coastal areas of Red Sea state and in the parts of South Kordofan, South Darfur and Kassala states.

Prices of coarse grains declining as newly harvested crops increase supplies

Prices of locally-produced sorghum and millet, the main staples, began recently to decrease in most monitored markets with the start of the 2016 harvest. For instance, prices of sorghum



Sudan
Cereal production

	2011-2015	2015	2016	change
	average		estimate	2016/2015
	000 tonnes			percent
Sorghum	3 465	2 388	5 500	130
Millet	540	518	850	64
Wheat	348	485	450	-7
Others	69	57	58	2
Total	4 422	3 448	6 858	99

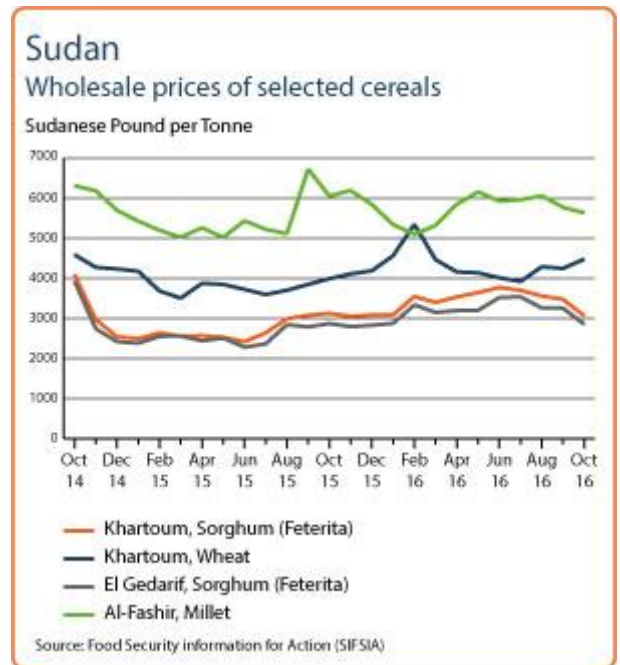
Note: percentage change calculated from unrounded data.
Source: FAO/GIEWS Country Cereal Balance Sheets

declined in October by about 12 percent both in the capital, Khartoum, and in El Gadarif market, located in a key-producing area, while prices of millet, mainly grown and consumed in western regions, decreased in Al Fashir market, located in the North Darfur region, by 7 percent between August and October. However, despite the recent declines, prices of sorghum and millet in October remained well above their year-earlier levels in several markets, reflecting tight domestic availabilities following the 2015 drought-reduced harvest. The highest prices of coarse grains were recorded in Al Fashir (North Darfur State) and Kadugli (South Kordofan State) markets, where prices of sorghum in October were 43 and 85 percent higher than 12 months earlier, respectively, as trade disruptions due to insecurity and localized production shortfalls provided further support to prices. Prices of wheat, mostly imported and mainly consumed in urban areas, increased in Khartoum market by 6 percent in October, when they were 12 percent higher than a year earlier.

Food security situation improving, but concerns remain for IDPs and refugees

Food security conditions have started to improve in October as newly harvested crops are available for local consumption. The ongoing harvesting operations are also providing labour opportunities and income to several households. In particular, the demand for agricultural labour is likely to increase due to the expected above-average production, exerting an upward pressure on local wage rates. As cereal prices are expected to decline in coming months, the terms-of-trade between wages and cereals are likely to become gradually more favourable for workers. Similarly, terms-of-trade for pastoralists are expected to improve as livestock prices will likely remain high or increase following good body conditions due to abundant availability of pastures.

According to the results of the latest IPC analysis (October 2016), about 3.6 million people are estimated to be severely food insecure, including the protracted caseload of 2.7 million IDPs and refugees residing in camps in the Greater Darfur Region and in South Kordofan State. High levels of food insecurity are reported also among most vulnerable households in Kassala, Red Sea and North Kordofan states.





GIEWS Country Brief The Sudan

Reference Date: 09-March-2016

FOOD SECURITY SNAPSHOT

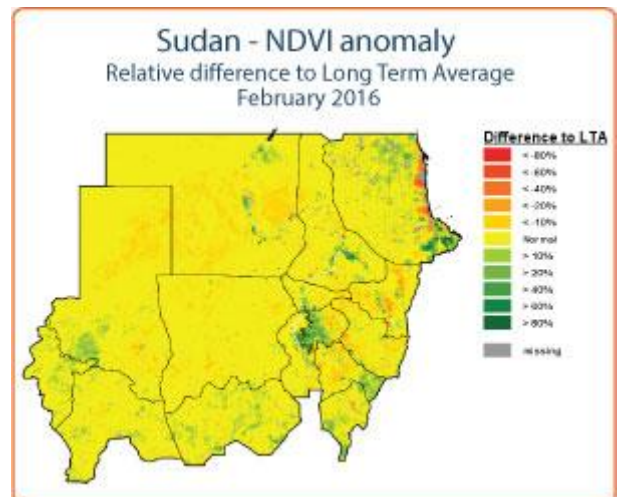
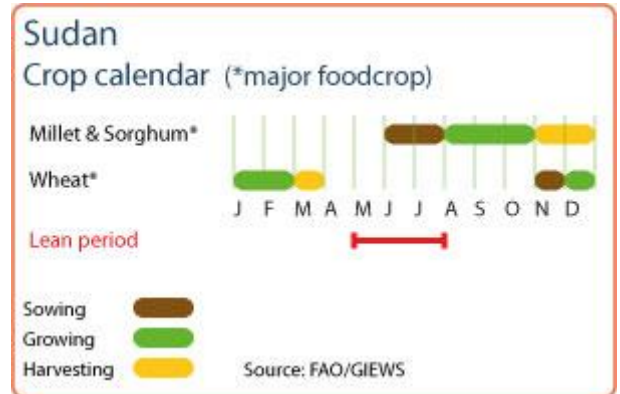
- Late and erratic rains have severely affected 2015 cereal crops production
- After poor rains in 2015, grazing resources are quickly deteriorating during January-June dry season
- Prices of cereals on the increase and at high levels
- Lean season in 2016 expected to start earlier than usual as meagre stock will be depleted and prices will rise
- Most acute food insecure people remain among IDPs in Greater Darfur Region and in South Kordofan State

Below average coarse grain production harvested in 2015 due to late and erratic rainfall

Harvesting of the main season cereal crops (mainly millet and sorghum) was completed last November/December 2015. According to a recent Government-led crop and food supply assessment, total cereal production in 2015 (including the minor irrigated wheat crop, currently being harvested) is estimated at 3.4 million tonnes, about 55 percent below the record output obtained in 2014 and 23 percent below the last five-year average. The 2015 rainy season, strongly affected by the El Niño meteorological phenomenon, was very poor especially in key-cropping areas of Gadarif, Sennar and Kassala states as well as in parts of North Kordofan, North Darfur and East Darfur states, with a late onset, below average amounts and frequent dry spells. The rainfed sector, both semi-mechanized and traditional, registered the major declines in cereal production, while production from the irrigated sector was similar to the five-year average.

The cereal import requirement in the 2015/16 (November/October) marketing year is forecast at 1.8 million tonnes, essentially wheat grains and flour, while abundant carryover stocks from the 2014 record harvest are expected to ensure sufficient availability of sorghum to meet domestic demand. Transfers of locally-produced grain from surplus to deficit areas will be necessary in order to avoid local shortages.

Grazing resources quickly deteriorating after



Sudan
Cereal production

	2010-2014 average	2014	2015 estimate	change 2015/2014
	000 tonnes			percent
Sorghum	3 908	6 281	2 388	-62
Millet	563	1 085	518	-52
Wheat	310	473	485	3
Others	73	56	57	2
Total	4 854	7 895	3 448	-56

Note: percentage change calculated from unrounded data.
Source: FAO/GIEWS Country Cereal Balance Sheets

poor 2015 rainy season

The unfavourable rains in 2015 also had a significant negative impact on pasture and water availability. The areas most affected include Kassala, North Kordofan, White Nile and Red Sea states as well as North, Central and South Darfur states. Abnormal livestock migration has been reported in search of better grazing resources, with large concentration of animals causing the early depletion of pasture and water. Herders are likely to move also to South Sudan, especially in Northern Bahr el Ghazal, Unity and Upper Nile states, following the opening of the border since January 2016. The sales of livestock are increasing as herders are reducing their herd size in view of quickly deteriorating conditions of grazing resources until the next rains start in June.

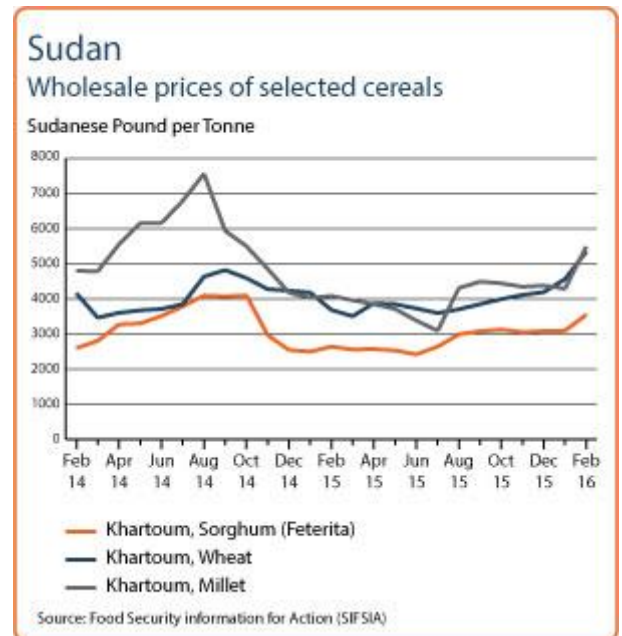
Prices of cereals on the increase and at high levels

Prices of locally-produced sorghum and millet remained firm in the last quarter of 2015 despite the start of the harvest, due to a reduced cereal output. Subsequently, prices began to increase in all monitored markets in January 2016 as household stocks started to dwindle. For instance, prices of sorghum and millet went up by 10-22 percent in January, when they were up to 35 percent higher than 12 months earlier. Similarly, prices of wheat, mostly imported and consumed in urban areas, increased by 17 percent in the Khartoum market, reaching record levels.

Early start of 2016 lean season likely to affect food access for most poor households

According to the latest Integrated Food Security Phase Classification (IPC) analysis, 3.9 million people were projected to be severely food insecure (IPC Phase 3: "Crisis" and Phase 4: "Emergency") until the end of 2015. This figure includes the protracted case load of 2.5 million IDPs that are living in the different camps of the Greater Darfur Region, out of whom 80 percent were targeted as food insecure by the Food Security and Livelihoods Sector in the Sudan HRP 2015. Additional pockets of severely food insecure people are reported in North and South Kordofan states as well as eastern states of Kassala, Gedaref, White Nile and Red Sea states. The full impact of the poor 2015 harvest is expected to be felt most acutely from May onwards, during an early and longer-than-usual lean season, when carryover stocks gradually dwindle and market prices will likely rise, affecting food access for poor households especially in deficit areas of the Greater Darfur Region.

The conflict in South Sudan continues to have a significant impact on food security in the Sudan. As oil production in South Sudan fell to less than half of the oil fields' full capacity since December 2013, the export fees collected for the use of the pipeline and port facilities in Port Sudan dropped dramatically with consequent reductions in the Sudan's national revenue and availability of foreign exchange. In addition, as of mid-December 2015, about 174 000 South Sudanese refugees arrived in the Sudan, with the majority being located in White Nile, Khartoum and West Kordofan states. However, coinciding with the signature of the peace deal in South Sudan, the flow of people crossing the border has decreased substantially since the last month of August.



Reference Date: 11-November-2015

FOOD SECURITY SNAPSHOT

- Late and erratic rains have severely affected 2015 cereal crops production
- Prices of coarse grains have been gradually increasing since mid-2015, but current price levels are still below their levels last year
- Food security improved significantly following the 2014 bumper harvest, but concerns remain among IDPs and in conflict-affected areas
- Most acute food insecure people remain among IDPs in Darfur and South Kordofan states

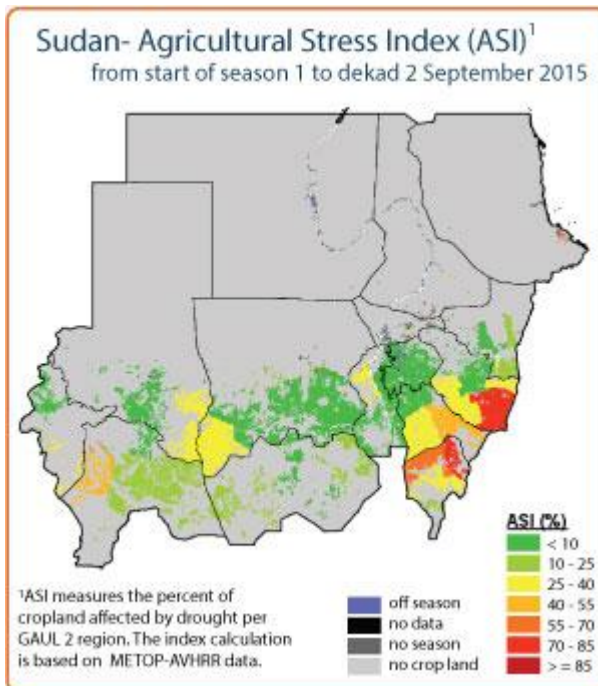
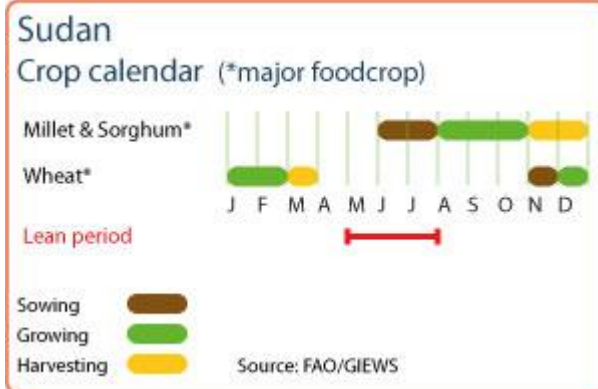
Below average coarse grain production forecast in 2015 due to late and erratic rainfall

Harvesting of the 2015 sorghum and millet crops is underway and production is expected at below-average levels. According to an FAO rapid assessment, the rainy season started in May with almost one month delay lowering area planted in some areas. Generally poor rains followed in June and July, negatively affecting germination and crop establishment, especially in central and eastern cropping areas. In main sorghum producing areas of Gadarif, Sennar and Kassala states as well as in parts of North Kordofan, North and East Darfur, the cumulative rainfall received in June and July was up to 35 percent below-average. Despite the above-average rainfall in August and early September, poor vegetation conditions persisted in most key-growing areas until the start of the harvest at the end of October. In addition, civil insecurity and displacements have disrupted agricultural activities in conflict-affected areas of East, Central and North Darfur, South Kordofan and Blue Nile states. In some eastern and central semi-mechanized commercial farming areas, fuel shortages have hampered agricultural activities.

A recent mid-season assessment led by the Government of the Sudan and supported by FAO and WFP indicated that the 2015 total planted area of crops is 62 percent of the targeted area and about 27 percent less than last season. Cereal production in 2015 (including the small irrigated wheat crop to be harvested in March 2016) is tentatively forecast at about 4.7 million tonnes, about 40 percent below last year's record output and slightly below the last five-year average. The upcoming annual Government-led Crop and Food Security Assessment Mission (CFSAM) is planned for December 2015 and will be supported by FAO and WFP. In addition, the Government of the Sudan is currently preparing a post-harvest assessment and has begun the process in several states. The results of these assessments are expected to provide final production estimates by the end of the year.

Prices of coarse grains on the rise since mid-2015

Prices of locally-produced sorghum and millet, the main staples, began to increase between June and October, by up to 30 percent in some markets, following normal seasonal patterns but also compounded by concerns about the performance of the 2015 main cropping season.



Sudan Cereal production

	2010-2014 average	2014	2015 forecast	change 2015/2014
	000 tonnes		percent	
Sorghum	3 908	6 281	3 500	-44
Millet	563	1 085	700	-35
Wheat	310	473	400	-15
Others	73	56	57	2
Total	4 854	7 895	4 657	-41

Note: percentage change calculated from unrounded data.
Source: FAO/GIEWS Country Cereal Balance Sheets

This follows a relatively low and stable period in the first half of 2015 in most monitored markets. However, in October 2015 grains prices were still about 30 percent lower than 12 months earlier, due to the abundant supply from the record 2014 cereal production.

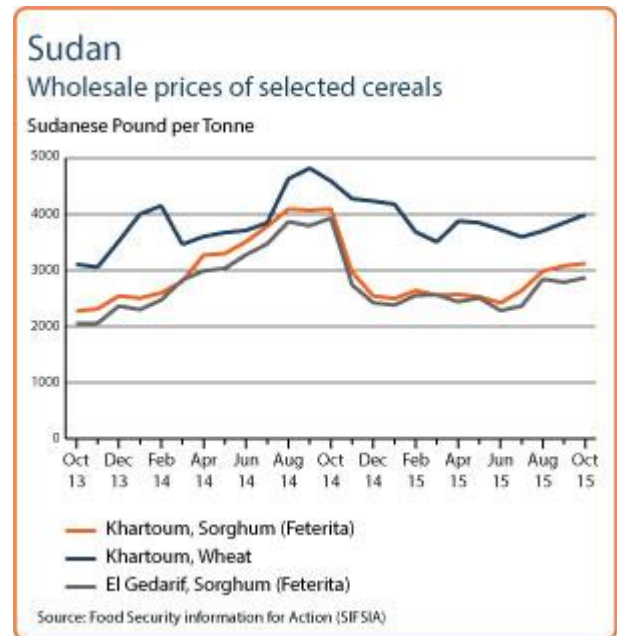
Similarly, prices of imported wheat increased by 8-12 percent between June and October in Khartoum market, but are currently still 10-12 percent below their levels of last year.

Food security significantly improved since 2014, but concerns remain among IDPs and in conflict-affected areas

Countrywide, food security conditions have significantly improved during the last 12 months, as the bumper 2014 cereal crop production increased local supply and reduced most vulnerable households' dependence on markets. As a result of the ample availabilities, the lean season in 2015 started in June, about one month later than usual. FAO-Sudan is currently finalizing a recent assessment on crop performance and livestock health in traditional rainfed agricultural areas, which indicates an increased risk of low production surpluses for the 2015/16 harvest. The full impact of a poor harvest will be felt most acutely in March-June 2016 during an intensified lean season, with significant decreases to local food availability and increased food and nutrition insecurity, especially among small-scale farmers and pastoralists who make up the bulk of the Sudan's rural poor.

According to the June 2015 Integrated Food Security Phase Classification (IPC), 1.3 million resident population and newly-displaced persons who were hosted among resident communities are projected as severely food insecure (IPC Phase: 3 "Crisis" and Phase 4: "Emergency") in July 2015. An additional protracted case load of 2.5 million IDPs are living in the different camps of Greater Darfur, out of whom 80 percent were targeted as food insecure by the Food Security and Livelihoods Sector in the Sudan HRP 2015. Currently, a camp profiling exercise is underway by WFP-Sudan to determine the vulnerability status of these protracted long-term IDPs. In general, the areas most affected by food insecurity are the conflict-affected states of Darfur, South Kordofan and Blue Nile with newly-displaced households and IDPs without access to humanitarian assistance being the most vulnerable groups. These severely food insecure people need food assistance and emergency food production and livelihoods support.

The conflict in South Sudan continues to have a significant impact on food security in the Sudan. As oil production in South Sudan fell to less than half of the oil fields' full capacity since December 2013, the export fees collected for the use of the pipeline and port facilities in Port Sudan dropped dramatically with consequent reductions in the Sudan's national revenue and availability of foreign exchange. In addition, as of end-October 2015 about 198 000 South Sudanese refugees arrived in the Sudan, with the majority being located in White Nile, Khartoum and West Kordofan states. However, coinciding with the signature of the peace deal in South Sudan, the flow of people crossing the border has decreased substantially since last month of August.



Reference Date: 29-September-2015

FOOD SECURITY SNAPSHOT

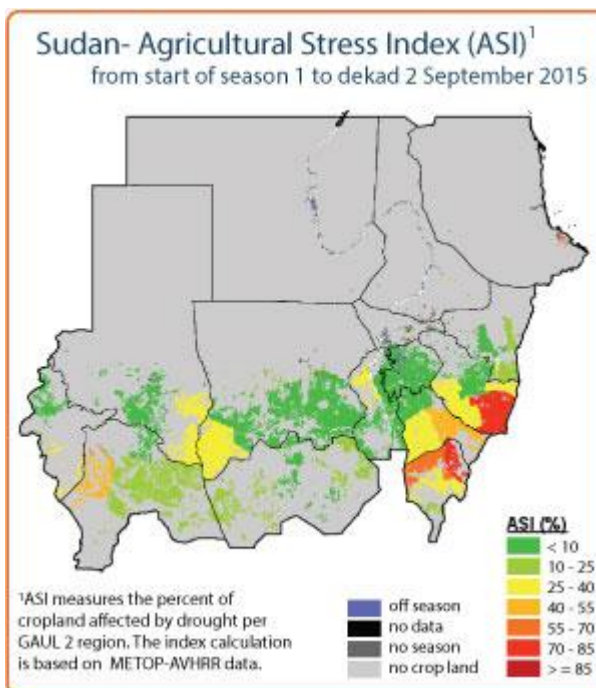
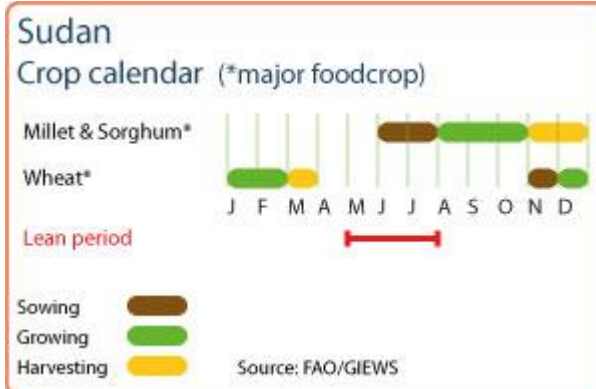
- Erratic rainfall negatively impacting on prospects for 2015 cropping season
- Prices of coarse grains increasing in recent months
- Food security significantly improved since 2014, but concerns remain among IDPs and in conflict-affected areas
- Most acute food insecure people remain among IDPs in Darfur and South Kordofan states

Erratic rainfall negatively impacting on prospects for 2015 cropping season

Planting operations of the 2015 sorghum and millet crops (to be harvested by October/November), normally completed in July were still ongoing as of August. An early onset of seasonal rains in May was followed by poor precipitation in June and July over most cropping areas, which delayed planting and negatively impacted on germination and establishment of early-planted crops, especially in central and eastern Sudan. In particular, in the main sorghum cropping areas in Gadarif, Sennar and Kassala, the cumulative rainfall received in June and July was up to 35 percent below average. In El Gezira State, rainfall in June and July was less than half of the long-term average and, although the bulk of the crops are grown in irrigated federal schemes, they also benefited from rainfall, especially during the crucial stage of crop establishment. Similarly, in southern parts of Northern Kordofan State, an important millet-producing area, cumulative rainfall in June and July was 35 percent below average. Despite, above-average rainfall in August and early September, poor vegetation conditions persisted in most key-growing areas in the second dekad of September as documented by satellite-based remote sensing analysis (see ASI map). In addition, civil insecurity and displacements are disrupting agricultural activities in conflict-affected areas of East, Central and North Darfur, and in South Kordofan and Blue Nile states. In some eastern and central semi-mechanized commercial farming areas of the country, fuel shortages have negatively impacted agricultural activities. Accordingly, cereal production in 2015 (including the small irrigated wheat crop to be harvested in March 2016) is tentatively forecast at about 4.7 million tonnes, 41 percent below last year's record output and 4 percent less than the last five-year average.

Prices of coarse grains increasing in recent months

Prices of locally-produced sorghum and millet, the main staples, after having remained stable at low levels in the first semester of 2015 in most monitored markets, increased by up to 30 percent between June and September, as normal seasonal patterns were compounded by the upward pressure exerted by the concern about the 2015 crop performance. Despite the recent increases, in September 2015, prices of sorghum and millet were still about 30 percent lower than 12 months earlier, due to the abundant availabilities from the record 2014 cereal production.



Sudan Cereal production

	2010-2014 average	2014	2015 forecast	change 2015/2014
	000 tonnes			percent
Sorghum	3 908	6 281	3 500	-44
Millet	563	1 085	700	-35
Wheat	310	473	400	-15
Others	73	56	57	2
Total	4 854	7 895	4 657	-41

Note: percentage change calculated from unrounded data.
Source: FAO/GIEWS Country Cereal Balance Sheets

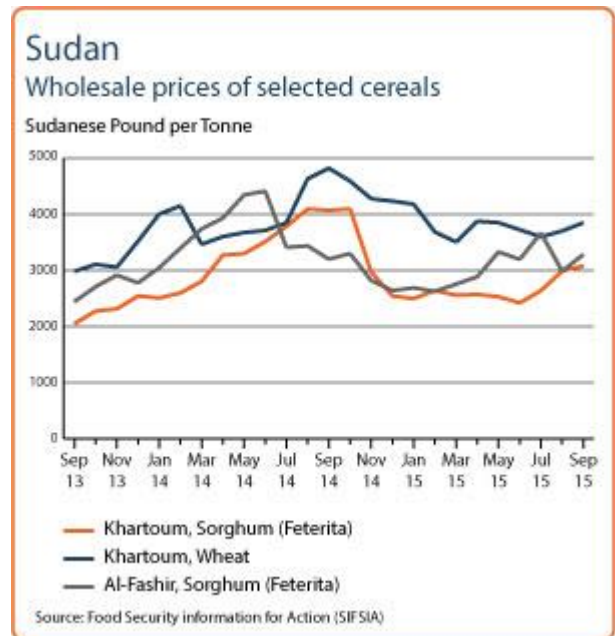
Prices of wheat, mostly imported and consumed in urban areas, increased by 7 percent between July and September in the capital Khartoum, and in September they were 20 percent below the levels of 12 months earlier.

Food security significantly improved since 2014, but concerns remain among IDPs and in conflict-affected areas

Countrywide, food security conditions have significantly improved during the last 12 months, as the bumper 2014 cereal production increased local supply and reduced most vulnerable households' dependence on markets. As a result of the ample availabilities, the lean season in 2015 started in June, about one month later than usual.

According to the June 2015 Integrated Food Security Phase Classification (IPC), 1.3 million resident population and newly-displaced persons who were hosted among resident communities are projected as severely food insecure (IPC Phase: 3 "Crisis" and Phase 4: "Emergency") in July 2015. An additional protracted case load of 2.5 million IDPs are living in the different camps of Greater Darfur, out of whom 80 percent were targeted as food insecure by the Food Security and Livelihoods Sector in the Sudan HRP 2015. Currently, a camp profiling exercise is underway by WFP-Sudan to determine the vulnerability status of these protracted long-term IDPs. In general, the areas most affected by food insecurity are the conflict-affected states of Darfur, South Kordofan and Blue Nile with newly-displaced households and IDPs without access to humanitarian assistance being the most vulnerable groups. These severely food insecure people need food assistance and emergency food production and livelihoods support.

The conflict in South Sudan continues to have a significant impact on food security in the Sudan. As oil production in South Sudan fell to less than half of the oil fields' full capacity since December 2013, the export fees collected for the use of the pipeline and port facilities in Port Sudan dropped dramatically with consequent reductions in the Sudan's national revenue and availability of foreign exchange. In addition, as of 10 September about 190 000 South Sudanese refugees arrived in the Sudan, with the majority being located in White Nile, Khartoum and West Kordofan states. The number crossing the border increased dramatically in June and early July following intense conflict in South Sudan's Upper Nile and Unity states.



Reference Date: 06-August-2015

FOOD SECURITY SNAPSHOT

- Poor rainfall at start of 2015 cropping season delaying planting and affecting crop germination and establishment
- Cereal prices stable at low levels except in conflict-affected areas
- Food security significantly improved since 2014, but concerns remain among IDPs and in conflict-affected areas
- Most acute food insecure people remain among IDPs in Darfur and South Kordofan states

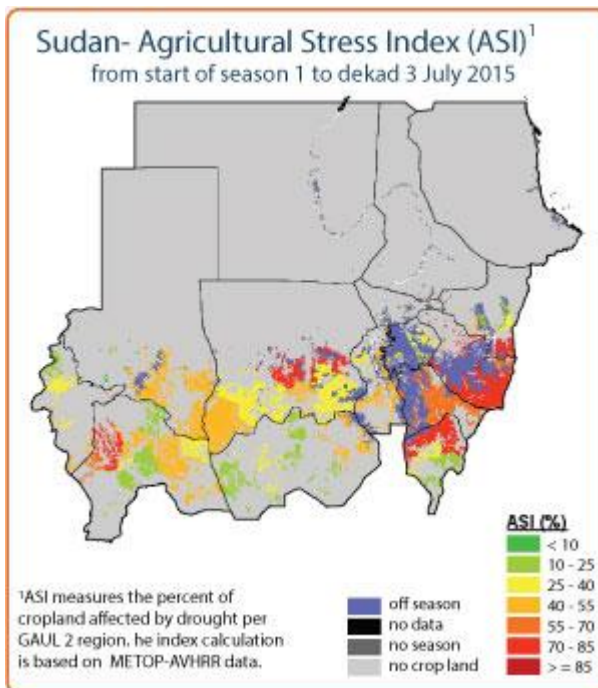
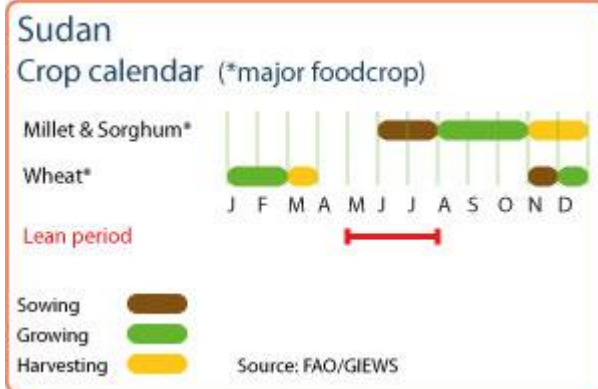
Poor rainfall at start of 2015 cropping season delaying planting and affecting crop establishment

Planting operations of the 2015 sorghum and millet crops (to be harvested by October/November), normally completed in July, are still underway. An early onset of seasonal rainfall in May was followed by poor precipitation in June and July over most cropping areas, which delayed planting and negatively impacted germination and establishment of early-planted crops. The most affected areas are central and eastern Sudan. In particular, in the main sorghum cropping areas in Gadarif, Sennar and Blue Nile, the cumulative rainfall received in June and July was up to 35 percent below average and, according to satellite-based remote sensing analysis (see ASI map), between 55 and 85 percent of crop land is affected by unfavourable vegetation conditions. In El Gezira State, rainfall in June and July was less than half of the long-term average and, although the bulk of the crops are grown in irrigated federal schemes, they also benefit from rainfall especially during the crucial stage of crop establishment. Similarly, in southern parts of Northern Kordofan State, an important millet-producing area, cumulative rainfall in June and July was 35 percent below average. In addition, civil insecurity and displacements are disrupting agricultural activities in conflict-affected areas of East, Central and North Darfur, and in South Kordofan and Blue Nile states. In some eastern and central semi-mechanized commercial farming areas of the country, fuel shortages have negatively impacted land preparation.

Cereal prices stable at low levels except in conflict-affected areas

Prices of locally-produced sorghum and millet, the main staples, after having sharply declined in the last quarter of 2014 as the commercialization of the bumper 2014 harvest increased supplies, remained mostly stable at low levels in 2015 in most monitored markets. In July 2015, prices of sorghum and millet were 20-30 percent and 30-50 percent, respectively, lower than 12 months earlier due to the abundant availabilities from the record 2014 cereal production.

However, in Al Fashir (North Darfur State) sorghum prices steadily increased since early 2015, due to trade disruptions caused by the escalation of conflict, and in July 2015 they were 32 percent higher than in February. In Kadugli (South Kordofan State), prices showed a marked volatility in recent months due to insecurity, surging by 30 percent in May and declining by 21 percent in June and July.



Sudan Cereal production

	2009-2013 average	2013	2014 estimate	change 2014/2013
	000 tonnes			percent
Sorghum	3 178	2 249	6 281	179
Millet	440	359	1 085	202
Wheat	296	194	473	144
Others	76	61	56	-8
Total	3 990	2 863	7 895	176

Note: percentage change calculated from unrounded data.
Source: FAO/GIEWS Country Cereal Balance Sheets

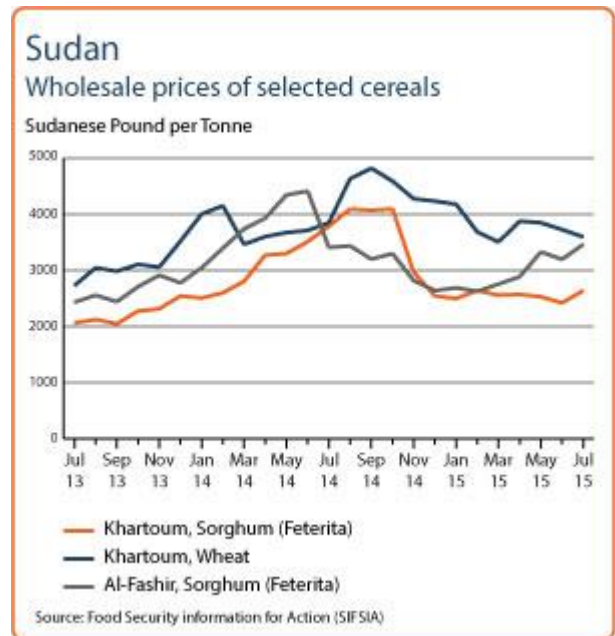
Prices of wheat, mostly imported and consumed in urban areas, declined by 5 percent in March in the capital, Khartoum, as the local harvest increased supplies. Subsequently, prices increased by about 10 percent in April and slightly declined again between May and July, when they were 6 percent lower than 12 months earlier.

Food security significantly improved since 2014, but concerns remain among IDPs and in conflict-affected areas

Countrywide, food security conditions have significantly improved during the last 12 months, as the bumper 2014 cereal crop production increased local supply and reduced most vulnerable households' dependence on markets. As a result of the ample availabilities, the lean season in 2015 started in June, about one month later than usual.

According to the June 2015 Integrated Food Security Phase Classification (IPC), 1.3 million resident population and newly-displaced persons who were hosted among resident communities are projected as severely food insecure (IPC phase: 3 "Crisis" and phase 4: "Emergency") in July 2015. An additional protracted case load of 2.5 million IDPs are living in the different camps of Greater Darfur, out of whom 80 percent were targeted as food insecure by the Food Security and Livelihoods Sector in Sudan HRP 2015. Currently, a camp profiling exercise is underway by WFP-Sudan to determine the vulnerability status of these protracted long-term IDPs. In general, the areas most affected by food insecurity are the conflict-affected states of Darfur, South Kordofan and Blue Nile with newly-displaced households and IDPs without access to humanitarian assistance being the most vulnerable groups. These severely food insecure people need food assistance and emergency food production and livelihoods support.

The conflict in South Sudan continues to have a significant impact on food security in the Sudan. As oil production in South Sudan fell to less than half of the oil fields' full capacity since December 2013, the export fees collected for the use of the pipeline and port facilities in Port Sudan dropped dramatically with consequent reduction in the Sudan's national revenue and availability of foreign exchange. In addition, as of 30 July, about 200 000 South Sudanese refugees arrived in the Sudan, with the majority being located in White Nile, Khartoum and West Kordofan states. The number crossing the border increased dramatically in June and early July following intense conflict in South Sudan's Upper Nile and Unity States.



Reference Date: 27-May-2015

FOOD SECURITY SNAPSHOT

- Planting of 2015 sorghum and millet crops has just started in southern areas
- Cereal prices are stable at low levels in most markets, but rising in some conflict-affected areas
- Food security situation improved by end of last year following well above-average 2014 cereal crop production
- Most acute food insecure people remain among IDPs in Darfur, South Kordofan, Blue Nile and West Kordofan states

Planting of 2015 cereal crops has just started

Land preparation is well advanced in most cropping areas of the country and planting of 2015 sorghum and millet crops (to be harvested by October/November) has just started in some southern zones bordering South Sudan, where seasonal rains had an early onset during the first and second dekads of May.

According to the findings of the Government-led annual Crop and Food Supply Assessment Mission, the 2014 cereal production (including the small irrigated wheat crop harvested in March 2015) is estimated at a record of 7.9 million tonnes, about three times the poor output of the previous year and almost double the last five-year average. The bumper crop allowed a substantial building-up of stocks, with some good possibility for exports. Import requirements for wheat and wheat flour in marketing year 2014/15 (November/October) are forecast at normal levels.

Pasture conditions improving across the country

Pasture conditions are gradually recovering from the long November-to-May dry season as shown by positive NDVI anomalies (see map on the right). However, moderate moisture deficits still prevail in parts of Sennar, Blue Nile, South Kordofan and South Darfur states, following erratic precipitations.

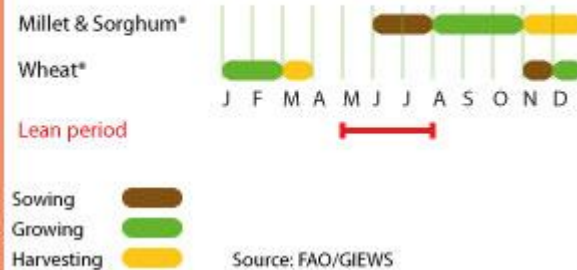
Cereal prices increase in some conflict-affected areas

Prices of locally produced sorghum and millet, the main staples, sharply declined, by up to 40 percent, in the last quarter of 2014, as the commercialization of the bumper 2014 harvest increased supplies. Subsequently, in the first five months of 2015, prices were stable at low levels in most monitored markets and, in May 2015, prices of sorghum and millet were about 20 and 30 percent lower than 12 months earlier, respectively, due to the abundant availabilities from the record 2014 cereal production.

However, prices of sorghum increased in recent months in Al Fashir (North Darfur State) and Kadugli (South Kordofan State) due to trade disruptions caused by the escalation of conflict. In Al Fashir, prices steadily increased since early 2015, and in May 2015 they were about 30 percent higher than in February. In Kadugli, prices increased by 10 percent in March and stabilized in April due to food aid distributions,

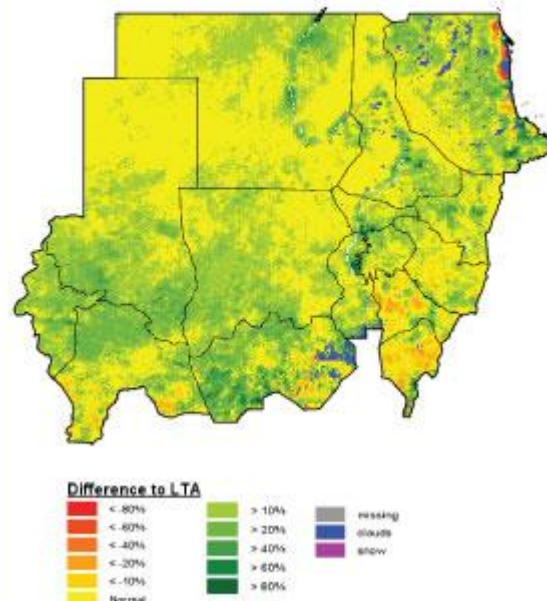
Sudan

Crop calendar (*major foodcrop)



Sudan - NDVI anomaly

Relative difference to Long Term Average
2nd Dekad May 2015



Sudan

Cereal production

	2009-2013 average	2013	2014 estimate	change 2014/2013
	000 tonnes		percent	
Sorghum	3 178	2 249	6 281	179
Millet	440	359	1 085	202
Wheat	296	194	473	144
Others	76	61	56	-8
Total	3 990	2 863	7 895	176

Note: percentage change calculated from unrounded data.
Source: FAO/GIEWS Country Cereal Balance Sheets

but they subsequently resumed their upward trend surging by 30 percent in May.

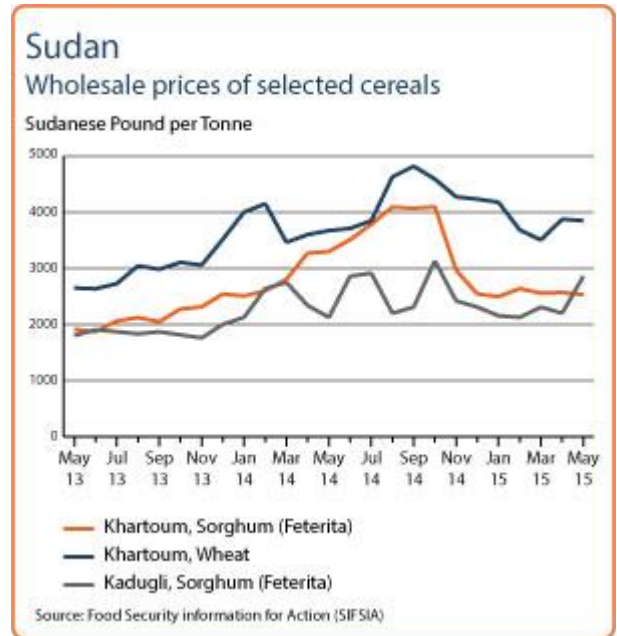
Prices of wheat, mostly imported and consumed in urban areas, declined by 5 percent in March in the capital Khartoum as the local harvest increased supplies. Subsequently, prices increased by about 10 percent in April and levelled off in May, at about the same levels of 12 months earlier.

Food security improved from last October, but concerns remain in most conflict-affected areas

Countrywide, food security conditions have significantly improved since the end of last year when newly-harvested crops increased local supply and reduced most vulnerable households' dependence on markets. Following the above average 2014 cereal crop production, most households have still some stocks and the lean season in 2015 is expected to start in June, about one month later than usual.

Currently, the number of people in need of food assistance (IPC Phases: 3 and 4) is estimated at 1.4 million, mainly IDPs in conflict-affected states of Darfur, South Kordofan, Blue Nile and West Kordofan. Since last March, about 20 000 people have been newly displaced in Darfur following widespread tribal conflicts, mostly driven by competition over natural resources and cattle raiding.

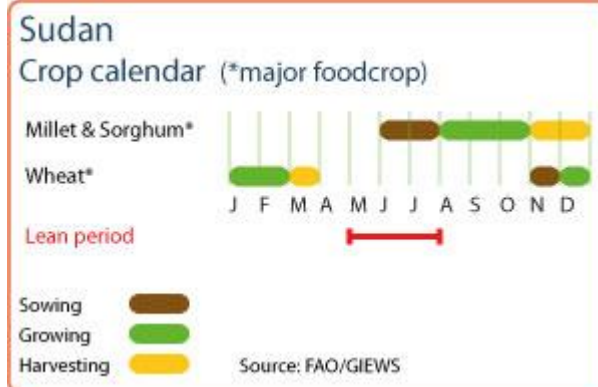
The conflict in South Sudan continues to have a significant impact on food security in the Sudan. As oil production in South Sudan fell by about 35 percent since December 2013, the export fees collected for the use of the pipeline and port facilities in Port Sudan dropped dramatically with consequent reduction in the Sudan's national revenue and availability of foreign exchange. In addition, by mid-May 2015, over 146 000 South Sudanese refugees arrived in the Sudan (concentrated in White Nile, Khartoum and West Kordofan states) and they are in need of humanitarian assistance in terms of food, shelter and basic services.



Reference Date: 22-January-2015

FOOD SECURITY SNAPSHOT

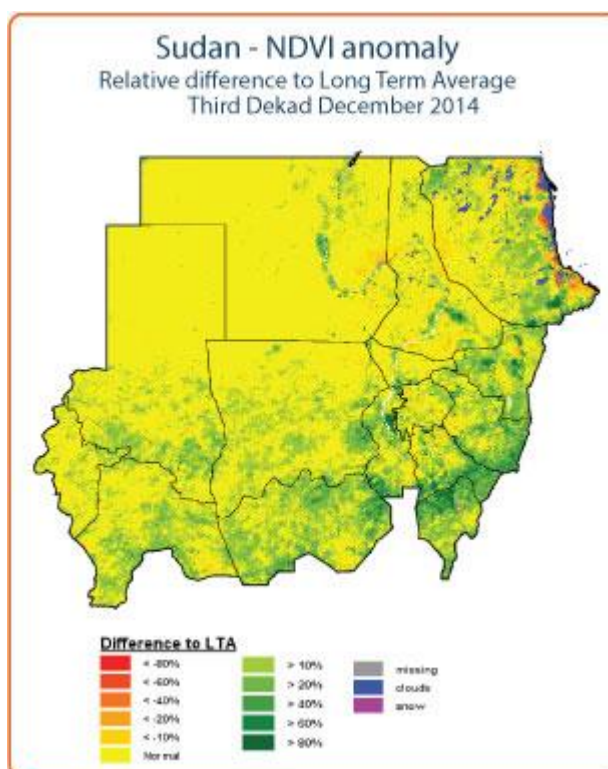
- Coarse grain production is estimated at record high level due to favourable rains and increased planted area in key cropping areas
- Cereal prices continue to seasonally decline in most markets
- Food security situation started to improve from October as green crops became available for local consumption
- Most acute food insecure people are concentrated among IDPs in Darfur, South Kordofan and Blue Nile states



Record cereal production harvested in semi-mechanized and traditional rain-fed sectors

Harvesting of the 2014 cereal crops has just been completed and production is estimated at record high levels. Rains have been generally favourable during the cropping season, with abundant cumulative amounts and good spatial and temporal distribution. In addition, better access to credit and high food prices induced farmers to increase plantings. The rain-fed sector, both semi-mechanized and traditional, registered major gains in sorghum and millet production, especially in eastern states of Sennar, Gedaref and Kassala.

According to the findings of the 2014/15 Government-led annual Crop and Food Supply Assessment Mission, cereal production (including the small irrigated wheat crop to be harvested from next March) is estimated at a record of 7.84 million tonnes, about three times the poor output of the previous year and almost double the last five-year average. A substantial building-up of stocks is expected, with some possibility for exports. Import requirements for wheat and rice are forecast at normal levels.



Good pasture conditions across the country

Average to above-average pasture conditions (as shown by the NDVI map on the right) still prevail across the country as a result of favourable rains that continued until mid-October. Good livestock body condition and satisfactory milk production levels are consequently reported in most areas.

Cereal prices declining in most markets

Wholesale sorghum prices reached record high levels in October 2014, at the peak of the lean season and then started to decline as newly-harvested crops became available for local consumption. By December 2014, sorghum prices were about 40 percent below the October 2014 record high levels in most markets. In Darfur, the decline in sorghum prices started earlier in July/August 2014, coinciding with subsidized grain sales by the Strategic Reserve Corporation, the resumption of direct food aid distribution and WFP's decision to exclude cereals from the food voucher system which reduced the local demand for sorghum.

Sudan
Cereal production

	2009-2013 average	2013	2014 estimate	change 2014/2013
	000 tonnes		percent	
Sorghum	3 178	2 249	6 281	179
Millet	440	359	1 085	202
Wheat	296	194	473	144
Others	71	50	47	-6
Total	3 985	2 852	7 886	177

Note: percentage change calculated from unrounded data.
Source: FAO/GIEWS Country Cereal Balance Sheets

In the main millet producing and consuming areas of Darfur and Kordofan, record high prices of millet were registered in August 2014. Subsequently, with the start of harvesting operations of early maturing

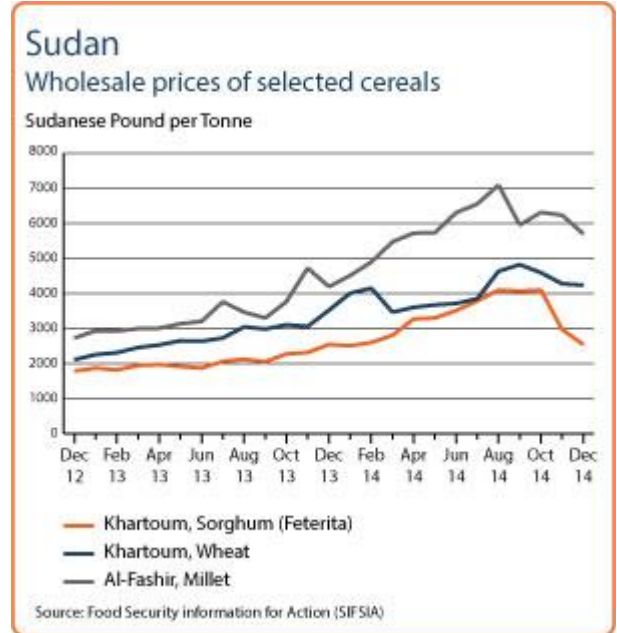
millet varieties in September, prices started to decline and, between August and December 2014, millet prices have declined by 20-40 percent as a result of improved supplies.

In the capital, Khartoum, prices of wheat, mostly imported and consumed in urban areas, declined for the third consecutive month in December 2014, partly due to increased availability of other cereals. However, prices were still about 20 percent higher than the corresponding period last year, due to the strong local demand and high general inflation.

Food security began to improve form last October

Countrywide, food security conditions have improved since the beginning of green crop consumption in October. Currently, the number of people in need of food assistance, estimated at 3.5 million (IPC Phases 2 and 3), is over 30 percent less than the peak registered in September 2014. Most food insecure people are IDPs in Darfur, South Kordofan and Blue Nile states. Overall, food security conditions are expected to improve further, as the newly-harvested crops increase supply, and reducing most vulnerable households' dependence on markets. However, persistent insecurity is expected to continue limiting humanitarian access in conflict-affected areas of South Kordofan State.

The conflict in South Sudan continues to have a significant impact on food security in the Sudan. As oil production in South Sudan fell by about 35 percent since December 2013, the export fees collected for the use of the pipeline and port facilities in Port Sudan dropped dramatically with consequent reduction in Sudan's national revenue and availability of foreign exchange. In addition, by mid-January 2015, about 120 000 South Sudanese refugees arrived in the Sudan and they are in need of humanitarian assistance in terms of food, shelter and basic services.



Reference Date: 11-November-2014

FOOD SECURITY SNAPSHOT

- Harvesting of cereal crops has just started and is expected to be completed by the end of the year
- Coarse grain production expected at above-average levels due to favourable rains and increased planted area in key cropping states
- Cereal prices remain at record high levels in most markets
- Food security situation started to improve in October as green crops became available for local consumption and will continue until early next year
- Most acute food insecure population is concentrated among IDPs in Darfur, South Kordofan and Blue Nile states

Above-average cereal production expected in eastern and central main cropping areas

Harvesting of the 2014 sorghum and millet crops has started in October and is expected to continue until the end of the year. Rains have been generally favourable; an early start in June with abundant cumulative amounts and good spatial and temporal distribution. In addition, better access to credit and high food price levels induced farmers in main eastern and central cropping areas to increase plantings.

By contrast, despite the favourable rains, average to below-average output is expected in conflict-affected areas of Darfur, South Kordofan and Blue Nile where insecurity limited all cultivation operations along the season, from planting to harvesting, and localized floods at the end of July affected standing crops.

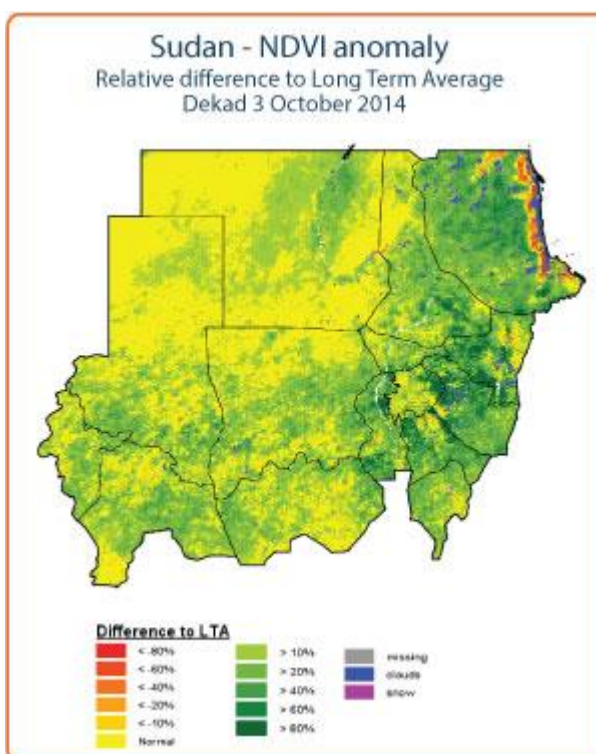
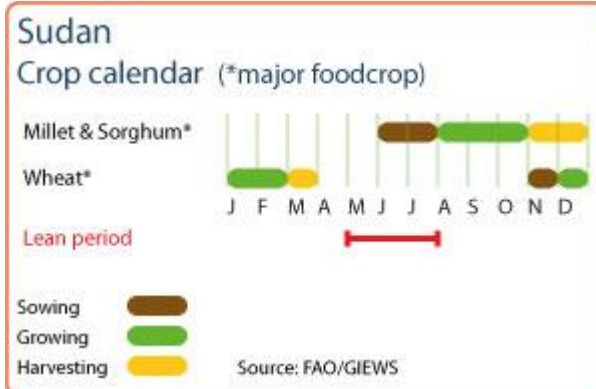
Accordingly, cereal production in 2014 (including the small irrigated wheat crop to be harvested in March 2015) is tentatively forecast at over 5.1 million tonnes, well above last year's drought-affected output and almost 30 percent more than the last five-year average. Cereal import requirements in the 2014/15 marketing year (November/October) are forecast at an average 2.5 million tonnes, mainly to cover the increasing domestic demand for wheat and wheat flour in urban areas. Some surplus of sorghum would likely be available for exports. More details about crop production, trade requirements and markets will be provided by a Government-led crop and food supply assessment planned to start from mid-November and its results expected in early January.

Good pasture conditions across the country

Average to above-average pasture conditions prevail including in northern parts of the country that received beneficial unseasonal rains in October. Pockets of well below-average pasture conditions are only reported in coastal areas of Red Sea state.

Sorghum and millet prices still at record high levels in most markets

In October, despite the start of the main 2014 harvest, prices of sorghum were at near record to record high levels in most markets. In Khartoum, sorghum prices remained firm between August and October



Sudan Cereal production

	2009-2013 average	2013	2014 forecast	change 2014/2013
	000 tonnes		percent	
Sorghum	3 178	2 249	4 400	96
Millet	440	359	370	3
Wheat	305	242	320	32
Others	71	50	77	54
Total	3 995	2 900	5 167	78

Note: percentage change calculated from unrounded data.
Source: FAO/GIEWS Country Cereal Balance Sheets

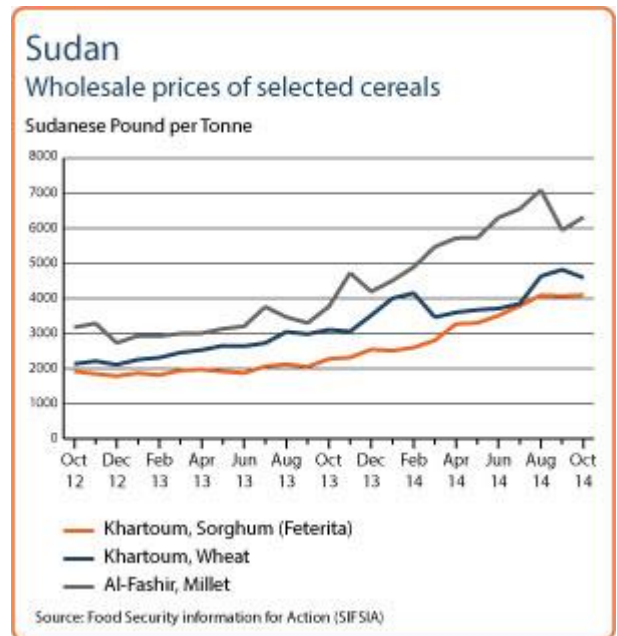
at a record SSP 370 per 90 kg bag, almost double the levels of the previous year. Prices of millet declined in September and October in some markets due to the availability of early maturing varieties for consumption, but they are currently still up to more than twice their levels of October 2013. The exceptionally high prices of locally-produced coarse grains are essentially due to the early depletion of stocks from the poor 2013/14 harvest, higher transport costs following the partial removal of fuel price subsidies at the end of 2013 and increased informal exports to South Sudan. In addition, conflict in Darfur and South Kordofan states as well as heavy rains since July disrupted trade flows, exerting additional upward pressure on cereal prices.

Prices of wheat, largely imported, are on the increase since mid-2012 in the capital Khartoum and, after a temporary decline in March 2014 at harvesting time, the upward trend resumed in April. In October, wheat in Khartoum was traded at a near record SSP 420 per 90 kg bag, over 50 percent higher than 12 months earlier, while in conflict-affected areas of Al Fashir (North Darfur), wheat prices were over three times their levels in October 2013. Strong local demand, high prices of other cereals and the devaluation of the domestic currency have underpinned wheat price increases.

Food security improved since the end of the lean season in October

Countrywide, the lean season is over and food security conditions have improved since the beginning of green crop consumption in October. Currently, the number of people in need of food assistance is estimated at 3.5 million people (IPC Phases 2 and 3), over 30 percent less than the peak registered in September. Most food insecure people are IDPs in Darfur, South Kordofan and Blue Nile states. Overall, food security conditions are expected to improve further until early next year, as the newly harvested crops will increasingly supply local markets, reducing most vulnerable households' dependence on markets. However, persistent insecurity is expected to continue limiting humanitarian access in most areas controlled by SPLM-N in South Kordofan state.

The ongoing conflict in South Sudan continues to have a significant impact on food security in the Sudan. As oil production in South Sudan fell by about 35 percent since December 2013, the export fees collected for the use of the pipeline and port facilities in Port Sudan dropped dramatically with consequent reduction in Sudan's national revenue and availability of foreign exchange. In addition, by early November 2014, over 106 100 South Sudanese refugees arrived in the Sudan and they are in need of humanitarian assistance in terms of food, shelter and basic services.



Reference Date: 11-September-2014

FOOD SECURITY SNAPSHOT

- Mixed production prospects for the 2014 main season cereal crops to be harvested from November
- Heavy rains since July caused widespread floods across the country, affecting more than 250 000 people
- Cereal prices hit new record high levels in most markets
- Food security situation expected to improve from October as green crops become available for local consumption

Mixed production prospects for crops to be harvested from early November

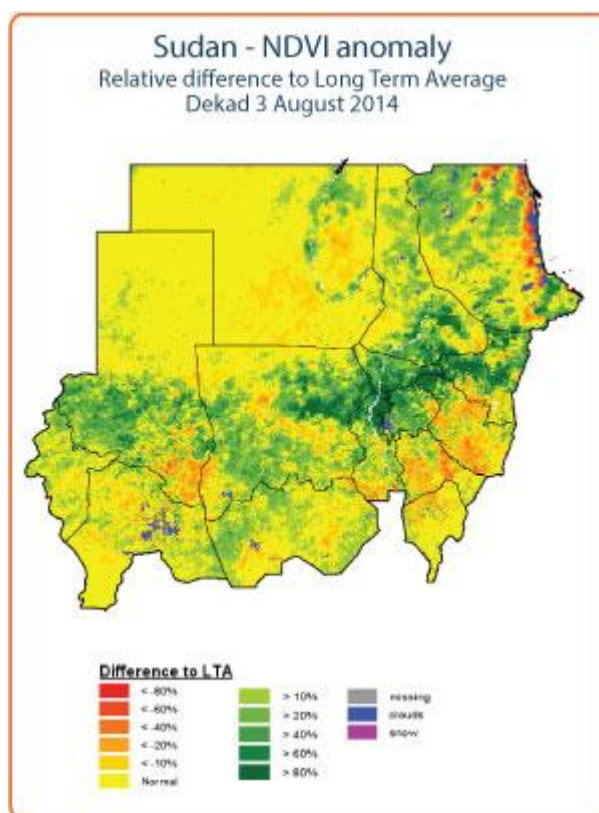
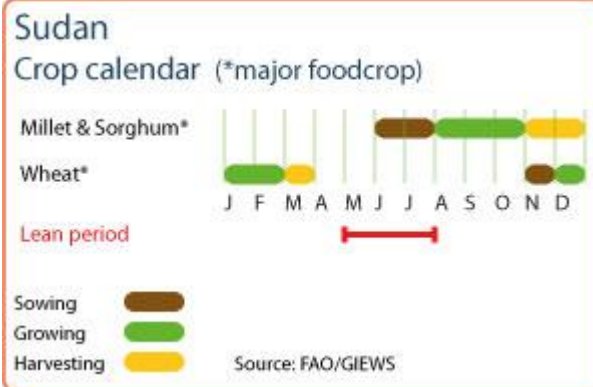
Sorghum and millet crops, planted in June-July, are in vegetative growth stage and their harvest is expected to start at the beginning of November. Although the overall cereal production is expected to recover from last year's very low drought-affected harvest, the effect of erratic rains on yields in some important producing areas, including Gadaref and Sennar together with reduced planted area in conflict-affected states of South Kordofan, Blue Nile as well as North and South Darfur, is expected to limit the extent of recovery. In addition, since late July, heavy rains in Blue Nile, Khartoum, North Darfur, River Nile and South Kordofan states have caused widespread flooding, affecting over a quarter of a million people and causing damages to infrastructure, housing and standing crops.

Cereal production in 2014 (including the small irrigated wheat crop to be harvested in March 2015) is forecast at about 4.2 million tonnes, well above last year's drought-affected output and about 5 percent more than the last five-year average. Cereal import requirements in the 2014/15 marketing year (November/October) are forecast at about 2.5 million tonnes (mainly wheat and wheat flour), similar to the last five-year average.

Sorghum and millet prices hit new record high levels in most markets

In August, prices of sorghum and millet have reached new record high levels in most markets as the lean season progressed. Conflict in Darfur and South Kordofan States as well as heavy rains since July disrupted trade flows, especially in flood-affected areas of Blue Nile, Khartoum and North Darfur states, reducing food availability in local markets. In August, sorghum was traded in Khartoum and Port Sudan at record SSP 390-395 per tonne, about 8-10 percent above July's price and almost double the level of 12 months earlier. Similar trends were observed for millet which in August was traded in Khartoum at about SSP 690 per 90 kg, almost three times the price of one year ago. The exceptionally high prices of locally-produced coarse grains are essentially due to the early depletion of stocks from the poor 2013/14 harvest, higher transport costs following the partial removal of fuel price subsidies at the end of 2013, and the significant devaluation of the local currency that occurred last November.

Prices of wheat, largely imported, are on the increase since mid-2012 in the capital Khartoum and, after a temporary decline last March at



Sudan Cereal production

	2009-2013 average	2013	2014 forecast	change 2014/2013
	000 tonnes		percent	
Sorghum	3,178	2,249	3,500	56
Millet	440	359	340	-5
Wheat	305	242	320	32
Others	71	50	52	4
Total	3,995	2,900	4,212	45

Note: percentage change calculated from unrounded data.
Source: FAO/GIEWS Country Cereal Balance Sheets

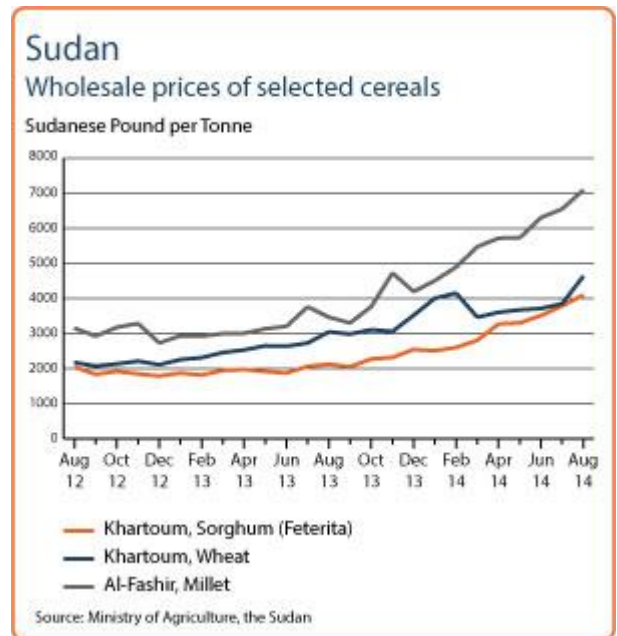
harvesting time, the upward trend resumed in April. In August, wheat wholesale price in Khartoum was SSP 420 per 90 kg bag, over 50 percent higher than 12 months earlier, while in conflict-affected areas of Al Fashir (North Darfur), wheat prices hit an overall record level of SSP 640 per 90 kg bag, over three times the price of August 2013. Strong local demand, high prices of other cereals and the devaluation of the domestic currency have underpinned wheat price increases.

Food security expected to improve from October

Currently, at the peak of the lean season, an estimated 5.3 million people face Stressed (IPC Phase 2), Crisis (IPC Phase 3) and Emergency (IPC Phase 4) levels of acute food insecurity. Two-thirds of the people with severe food insecurity (IPC Phases 3 and 4) are concentrated in conflict-affected North, Central and South Darfur states (mainly IDPs) as well as in drought-prone areas of Red Sea state. More pockets of severe food insecurity are reported in Kassala, Gadarif, White Nile and South Kordofan states.

The number of acute food insecure people is expected to decline from October as the first green crops become available for consumption, reducing most vulnerable households' dependence on markets.

The ongoing conflict in South Sudan is having a significant impact on food security in the Sudan. As oil production in South Sudan fell by about 35 percent since December 2013, the export fees collected for the use of the Sudan's pipeline and port facilities in Port Sudan dropped dramatically with consequent reduction in Sudan's national revenue and availability of foreign exchange. In addition, by early September 2014, over 93 700 South Sudanese refugees arrived in the Sudan and are mostly hosted in camps in White Nile and Khartoum states.



Reference Date: 13-June-2014

FOOD SECURITY SNAPSHOT

- Planting of 2014 main season cereal crops has just started in southern areas
- Abundant rains during the second half of May benefitted pasture conditions in South Kordofan and parts of South and East Darfur
- Average to below average rains foreseen for the remaining of the season
- Cereal prices remain at record high levels in most markets
- Worsening food security situation due to conflict, displacements and high food prices

Planting of 2014 cereal crops has just started under generally favourable weather conditions

Land preparation is underway in most cropping areas of the country and planting of 2014 sorghum and millet crops has just started in some southern zones following the onset of rains during the second half of May. In particular, rains have been above average in South Kordofan and in southern parts of South and East Darfur, with positive effects on localised grazing resources (see map with positive vegetation change - NDVI in green). However, insecurity, displacements and reduced availability of productive assets may negatively impact on the overall 2014 planted area in conflict-affected states of South Kordofan, Blue Nile as well as North and South Darfur.

June to September rains forecast at average to below average levels in most cropping areas

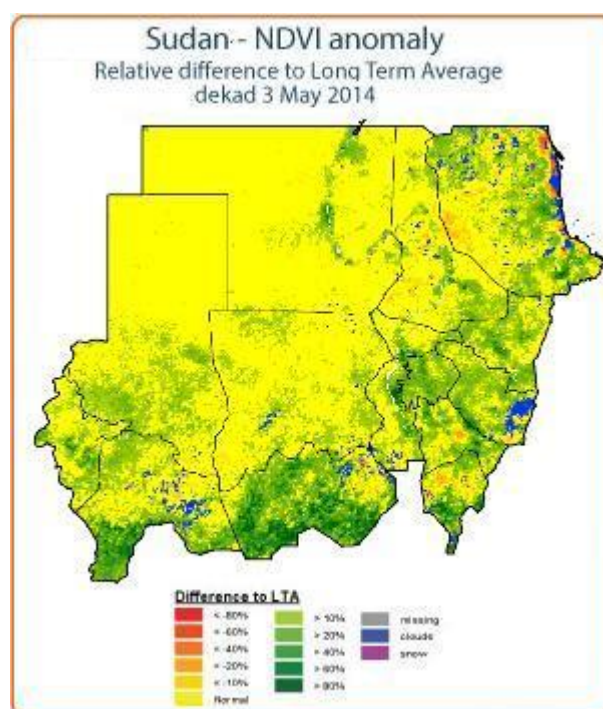
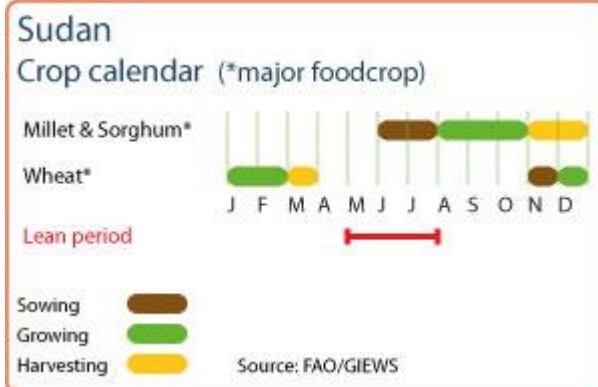
According to the IGAD Climate Prediction and Applications Centre (ICPAC), the June to September 2014 rains are forecast at normal to below normal levels in most cropping areas, with high likelihood of El Niño meteorological phenomenon starting as early as July. However, given the average to above average rains forecast in Ethiopian highlands, flooding along the Nile River may occur.

Cereal prices reach new record high levels in most markets

Prices of domestically produced sorghum, the main staple, have steadily increased since May/June 2013, mainly in response to reduced seasonal harvest.

In May 2014, sorghum prices rose to record levels in most markets and up to 80 percent higher than one year earlier. Millet prices also rose to record levels in Al Fashir market (North Darfur), reflecting the poor local harvest and reduced imports from neighbouring Chad, where 2013 production was below average and export restrictions have been introduced. Reduced trade flows from other producing areas within the Sudan due to high cereal prices in source markets and high transport costs due to high fuel prices and insecurity further supported increases in millet prices.

By contrast, in Kadugli market (South Kordofan State), sorghum prices



Sudan Cereal production

	2008-2012 average	2012	2013 estimate	change 2013/2012
	000 tonnes		percent	
Sorghum	3 608	4 524	2 249	-50
Millet	645	1 090	359	-67
Wheat	383	254	242	-5
Others	75	71	49	-31
Total	4 711	5 939	2 899	-51

Note: percentage change calculated from unrounded data.
Source: FAO/GIEWS Country Cereal Balance Sheets

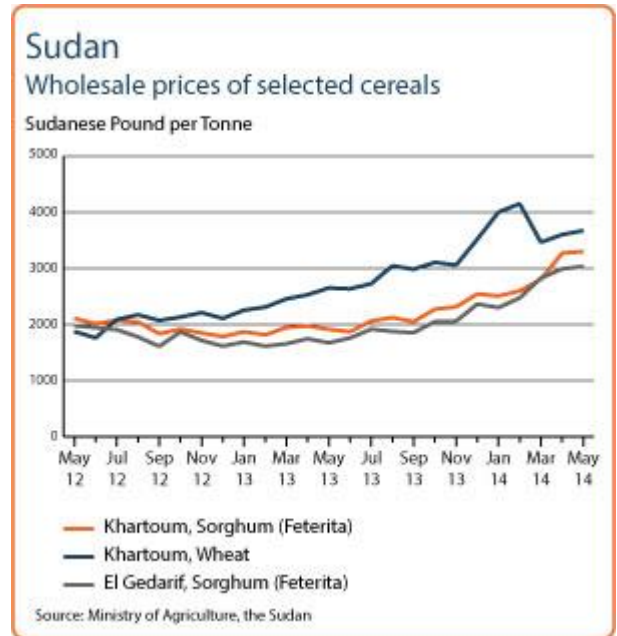
recently reversed their upward trend, declining by 23 percent from March to May, while millet prices levelled off as a result of the ongoing food aid distributions by the Government and humanitarian organizations.

Prices of wheat, largely imported, are on the increase since mid-2012 in the capital Khartoum and, after a temporary decline last March during the harvest, the upward trend resumed in April and May, when prices were about 40 percent higher than 12 months earlier. Strong local demand, high prices of other cereals and the devaluation of the domestic currency have underpinned wheat price increases.

Increased food insecurity following conflict, displacements and record high food prices

Currently, an estimated 5 million people face Stressed (IPC Phase 2), Crisis (IPC Phase 3) and Emergency (IPC Phase 4) levels of acute food insecurity. The number of acute food insecure people increased by about 50 percent from the 3.3 million estimated in January 2014, due to renewed conflict and displacements, macro-economic instability, record high food prices as well as an early start of the lean season in April following the poor 2013 harvest that only partially replenished household stocks. The most food insecure population (maintained at Stress IPC Phase 2 level due to continued humanitarian assistance which prevents further deterioration), is concentrated in conflict-affected areas of Darfur (especially long-term IDPs), South Kordofan and Blue Nile states. The highest levels of food insecurity (Emergency, IPC Phase 4) are, however, reported among IDPs in conflict-affected areas of South Kordofan State that have limited access to markets and humanitarian assistance. Most vulnerable households in drought-prone areas of Red Sea, Kassala, White Nile and North Kordofan states are also expected to face a long and harsh lean season until the end of September, when first green crops are expected to be available for consumption and food prices begin to decline.

The ongoing conflict in South Sudan is having a significant impact on food security in the Sudan. As oil production in South Sudan fell by about 30 percent since the start of the conflict in mid-December, the export fees collected for the use of the Sudan's pipeline and port facilities in Port Sudan dropped dramatically with consequent reduction in the Sudan's national revenue and availability of foreign exchange. In addition, by early June 2014, over 85 500 South Sudanese refugees arrived in the Sudan and are mostly hosted in camps in White Nile and Khartoum states.



Reference Date: 28-January-2014

FOOD SECURITY SNAPSHOT

- Poor 2013 cereal production due to erratic and insufficient rains
- Cereal prices at record levels in most markets
- Levels of food insecurity likely to increase due to reduced food availabilities and high prices constraining access

Poor 2013 cereal production due to erratic and insufficient rains

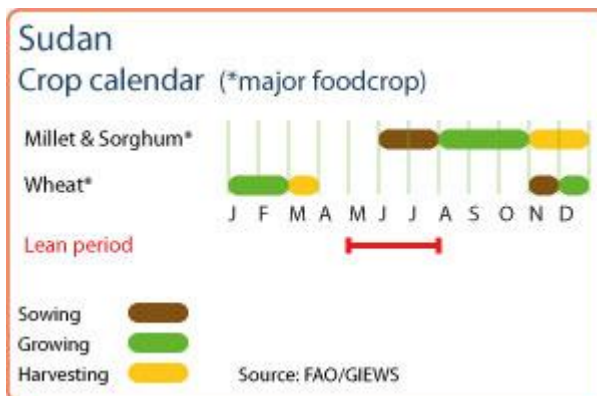
Harvesting of the 2013 coarse grains was completed by the end of last year, while the small irrigated crop wheat crop will be harvested in March. Cereal production in 2013, including wheat, is forecast by FAO at about 2.9 million tonnes, which is only about half of the previous year's good output and about 38 percent below the last five years average.

Poor rainfall over much of the country, in terms of both distribution and total amount, was the main cause of the low 2013 crop production. The onset of rains was late in most parts of the country, with the months of June and July being either dry or bringing only light showers to the normally productive areas, thus delaying sowing and leading to a reduction in planted area. Subsequently, unusually heavy rains in August further delayed planting and caused some farmers to start sowing as late as September. In the second half of September, rains eased back again to below-average levels, negatively impacting yields. In addition, conflicts and high levels of insecurity hampered agricultural activities in Southern, Eastern, Central and Western Darfur, South Kordofan and Blue Nile states.

As result of the low 2013 production, cereal import requirements for 2014 are forecast at high level of 2.5 million tonnes, about 350 000 tonnes more than last five years average, comprising 2 million tonnes of wheat and half a million tonnes of sorghum.

Cereal prices at record high levels

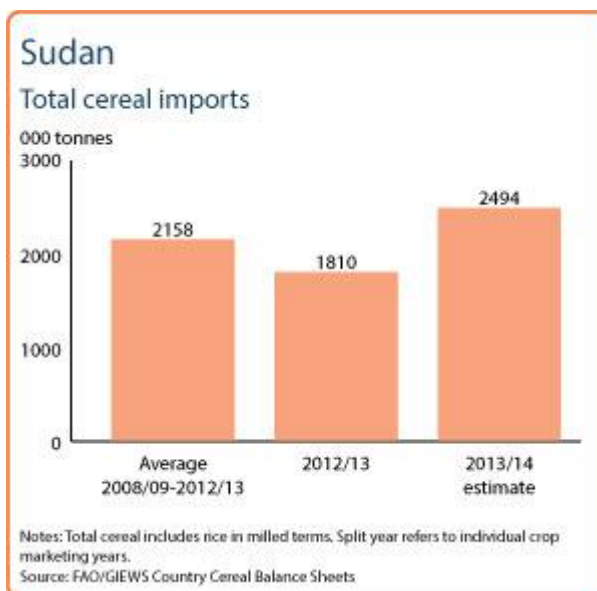
Prices of domestic cereals (mainly millet and sorghum) have steadily increased since May/June 2013, without the usual dip at the beginning of the main harvesting season in October, probably as a response to the unfavourable crop prospects. By December 2013, prices reached record levels in most monitored markets. Additional upward pressure on prices was exerted by the removal of fuel subsidies in September 2013. Prices of sorghum, the main staple, in December 2013 were more than 40 percent higher than 12 months earlier in several markets. Prices of wheat, mainly consumed in urban areas and mostly sourced from the international market, are on the increase since mid-2012 and, by December 2013, were at record levels in Khartoum and 67 percent higher than 12 months earlier, mainly due to an increasing local demand coupled with the devaluation of the Sudanese Pound.



Sudan Cereal production

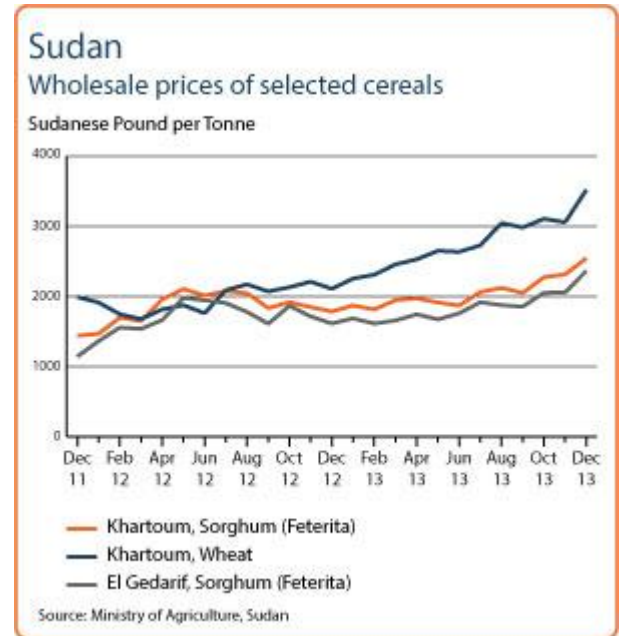
	2008-2012 average	2012	2013 estimate	change 2013/2012
	'000 tonnes		percent	
Sorghum	3 608	4 524	2 249	-50
Millet	645	1 090	359	-67
Wheat	383	254	242	-5
Others	75	71	49	-31
Total	4 711	5 939	2 899	-51

Note: percentage change calculated from unrounded data.
Source: FAO/GIEWS Country Cereal Balance Sheets



Food insecurity conditions persist in most conflict-affected areas

As of October 2013, an estimated 3.3 million people faced Stressed (IPC Phase 2) and Crisis (IPC Phase 3) levels of acute food insecurity. The number of food insecure people declined by 20 percent from the 4.13 million estimated in September, at the peak of the lean season; however, this improvement is likely to be short-lived due to low household and market availabilities resulting from the reduced 2013 harvest and high food prices constraining access to food. Food security conditions are expected to deteriorate soon as the lean season is likely to start earlier than normal, especially in conflict affected areas of South Kordofan, Darfur, and Blue Nile States. In these areas, where the recent escalation of violence has led to the destruction of assets and further displacement, WFP has just launched (January 2014) an Emergency Operation aiming at providing assistance to 4 million beneficiaries throughout the year, distributing about 287 000 tonnes of food and about USD 40 millions of food vouchers.



Reference Date: 06-June-2013

FOOD SECURITY SNAPSHOT

- Planting of 2013 main season cereal crops is underway
- Favourable rainfall forecast in June to August in most cropping areas
- Prices of cereals remain at high levels
- About 4.25 million people estimated to be food insecure, mainly in conflict-affected areas

Planting of 2013 cereal crops has just started

Land preparation is well advanced in most cropping areas of the country and planting of 2013 sorghum and millet crops has just started in some southern zones following the onset of rains during the second and third dekads of May. By early-May and before the start of the rainy season in South Kordofan, FAO and partner NGOs have prepositioned seeds and tools and some goats for re-stocking. Recent rains have also started to regenerate pasture and browse which were severely depleted after several months of dry weather conditions.

According to the IGAD Climate Prediction and Applications Centre (ICPAC), June to August 2013 rains are forecast at normal to above normal levels in most cropping areas, with positive prospects for yields and pasture conditions. Relatively lower rainfall amounts are expected in Northern, Western and Southern Darfur as well as in western areas of South Kordofan state and in the Abyei disputed area.

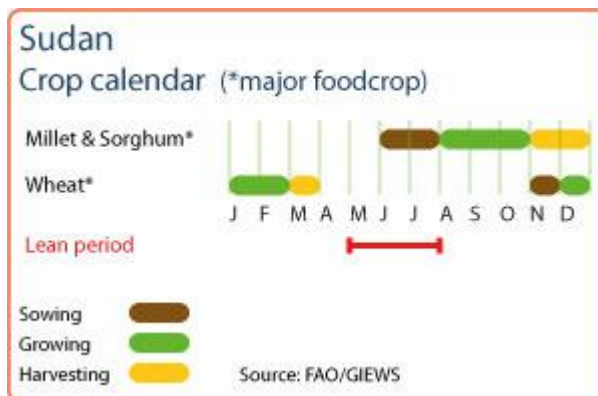
Cereal prices are firm at high levels

Prices of domestic cereals (mainly sorghum and millet), after having declined in the second semester of last year as the main 2012 harvest increased supplies, remained firm from January 2013 onwards in most monitored markets. Currently, prices of sorghum and millet are below the very high levels of 12 months earlier (when production was halved by a severe drought), but remain more than two times higher than 24 months earlier, mainly on account of increased production costs, such as labour and fertilizers, exceptionally high inflation rates and increased informal exports to neighbouring countries (especially to South Sudan).

Prices of wheat, mainly consumed in urban areas and mostly sourced from the international market, continue to follow the upward trend which started in mid-2012, increasing by 17 percent between January and May. Currently, in Khartoum wholesale market, wheat is traded at a high level of SDG 240 (USD 55.5) per 90 kg sack, about 40 percent higher than 12 months earlier, mainly due to high inflation rate, limited foreign currency reserves and devaluation of the Sudanese pound.

Food insecurity conditions persist in most conflict-affected areas

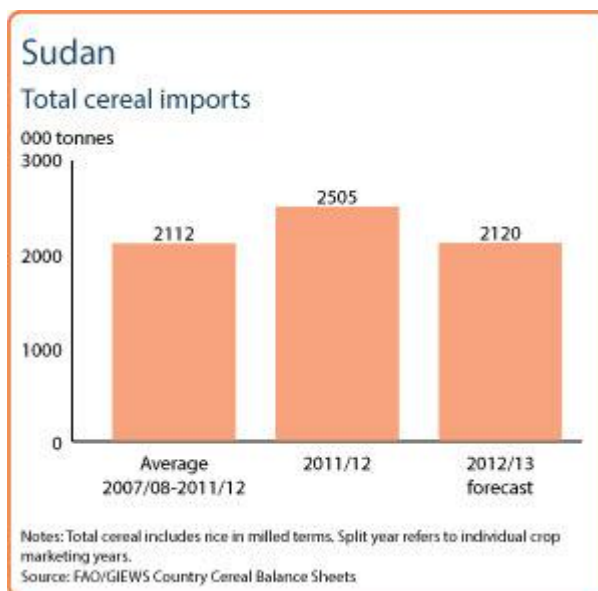
Countrywide, about 4.25 million people are currently estimated to be in need of food assistance. High levels of food insecurity are reported in North and South Darfur, South Kordofan and Blue Nile states as well as in Abyei area due to the impacts of conflict on production, market



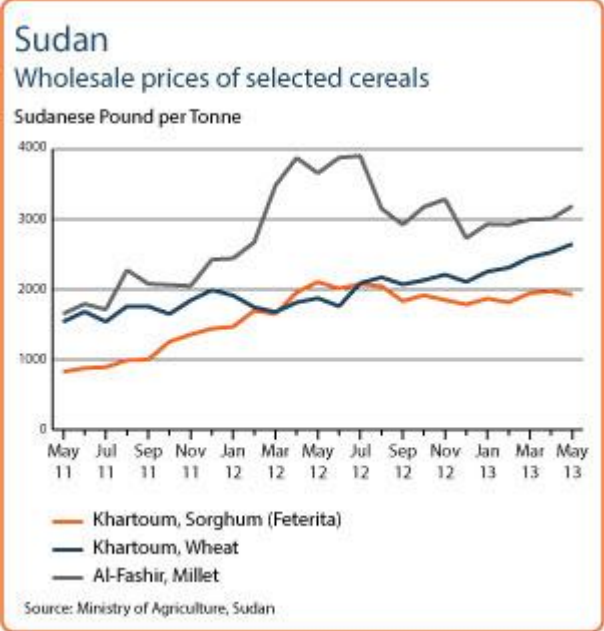
Sudan Cereal production

	2007-2011 average	2011	2012 estimate	change 2012/2011
	000 tonnes		percent	
Sorghum	3,477	2,089	4,524	117
Millet	571	365	1,090	199
Wheat	449	324	254	-22
Others	80	85	77	-9
Total	4,578	2,863	5,945	108

Note: percentage change calculated from unrounded data.
Source: FAO/GIEWS Country Cereal Balance Sheets



access and livelihood options. Humanitarian access to these areas continues to be very limited, hampering the timely delivery of food aid. In particular, acute food insecurity persists among internally displaced people which fled following inter-tribal fighting in different parts of the country and whose number continues to increase. Overall food security conditions are expected to deteriorate in the coming months, until the start of next harvest in October/November, as food stocks run out progressively and push prices further up.



Reference Date: 15-February-2013

FOOD SECURITY SNAPSHOT

- Good harvest from 2012 main season cereal crops
- Prices of cereals decline across the country, but remain higher than last year
- About 3.5 million people estimated to be food insecure, mainly in conflict-affected areas

Good production estimates for 2012 cereal crops

Harvesting of main season cereal crops (mainly millet and sorghum) was completed last November/December 2012. Accordingly, total cereal production in 2012 (including irrigated wheat crop, to be harvested in March/April) is estimated at 5.7 million tonnes, almost double the level of the 2011 drought-affected output and slightly above the last five years average. Most areas received normal to above-normal amounts of rain with generally good distribution. Timely rains had also allowed for early planting in the rainfed sector and encouraged a substantial increase in planted area.

Therefore, the cereal import requirement in 2012/13 (November/October) marketing year is forecast at a reduced level of 2.2 million tonnes, essentially wheat grains and flour, well below the record level of 2.6 million tonnes imported in the previous year.

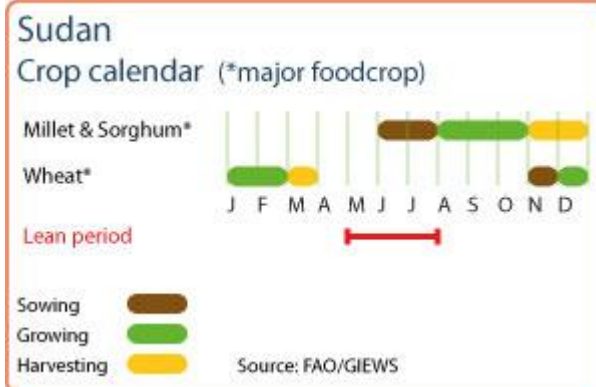
Cereal prices decline, but remain higher than last year

Prices of the main domestic cereals (mainly sorghum and millet), which reached record high levels in July/August 2012, declined in subsequent months as the newly harvested crops increased local supply. In most monitored markets, sorghum and maize prices dropped by between 10 and 25 percent between July 2012 and January 2013. However, despite the 2012 good production, current sorghum and millet prices are well above last year's level, ranging between 15 and 30 percent up, with peaks of more than 50 percent for sorghum in Port Sudan. The persistence of the high price levels reflects mainly the increased production costs, such as labour and chemicals and the exceptionally high inflation rates in 2012.

Livestock prices vary considerably depending on location, but generally are higher than at the same time last year due to the good livestock conditions and availability of favourable pasture together with the increased demand for livestock export, mainly from the Arabian Gulf countries.

Food insecurity conditions persist in most conflict-affected areas

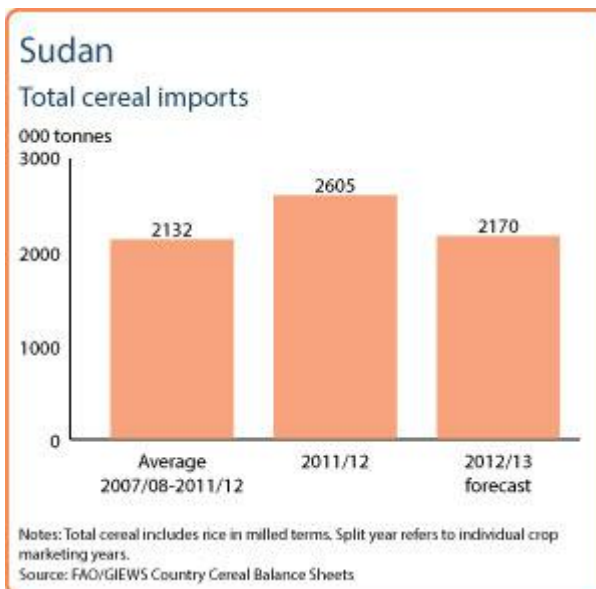
Overall food security conditions have improved since the beginning of the new harvest in November. Currently, the estimated number of people in need of food assistance is estimated at 3.5 million, 1 million less than one year earlier. Most food insecure households are concentrated in conflict-affected areas of Darfur, South Kordofan and Blue Nile states, where massive displacements affect agricultural production, market access, livelihood strategies and delivery of



Sudan Cereal production

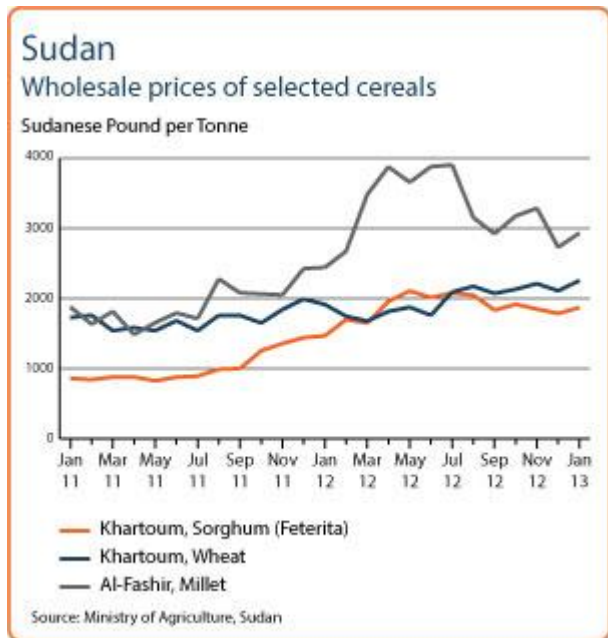
	2007-2011 average	2011	2012 estimate	change 2012/2011
	000 tonnes		percent	
Sorghum	3,477	2,089	4,271	104
Millet	571	365	1,090	199
Wheat	449	324	254	-22
Others	80	85	77	-9
Total	4,578	2,863	5,692	99

Note: percentage change calculated from unrounded data.
Source: FAO/GIEWS Country Cereal Balance Sheets



humanitarian assistance.

According to the UNHCR, since June 2011, more than 274 000 Sudanese refugees from South Kordofan and Blue Nile states fled to Upper Nile and Unity states in South Sudan and to western Ethiopia.



Reference Date: 10-October-2012

FOOD SECURITY SNAPSHOT

- Good prospects for 2012 main season cereal crops
- Prices of cereals decline across the country, but are still high
- About 4.3 million people are food insecure, but food security conditions are expected to improve in coming months

Favourable outlook for the 2012 main cropping season

Harvesting of the 2012 sorghum and millet crops is expected to start from late October in most cropping areas of the country and production prospects are favourable. Good rains between June and August had a positive impact on crop growth, pasture conditions and water availability for livestock. Recent heavy rains caused localized flash floods in Darfur, Kassala, Gadaref and Blue Nile states, affecting thousands of people. Unusual rains into October, especially in southern cropping areas, carry some risk of damaging mature standing crops and hampering harvesting operations.

Cereal production in 2012, including the small irrigated wheat crop to be harvested in March 2013, is forecast at about 5.2 million tonnes, well above last year's drought affected crop and about 15 percent above the last five years average. Good weather conditions and the increased engagement of IDPs in cultivation in conflict affected areas contributed to the optimistic outlook.

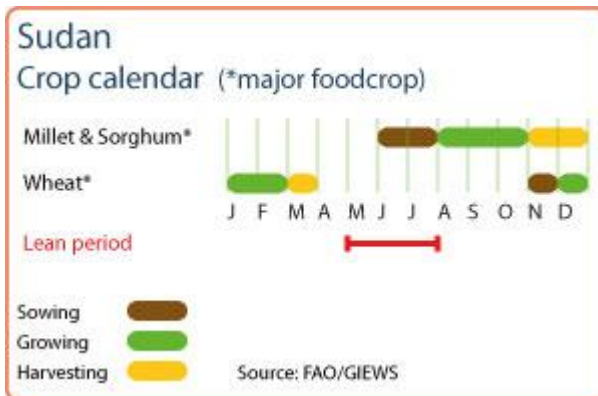
Cereal import requirements in 2012/13 marketing year (November/October) are forecast at an average of 2.2 million tonnes, well below the record level of the previous year.

Cereal prices decline, but are still high

Prices of the main domestic cereals (mainly sorghum and millet) started to decline in August from their record high levels. The gradual release of stocks by traders, as the good prospects for current crops became apparent, together with the recent improved humanitarian aid distribution in some conflict-affected areas, are the likely contributing factors for the price reductions. In fact, wholesale prices of sorghum (feterita) declined in September by 10 percent in both the capital Khartoum and in El Gadarif, located in the main producing area, and by 34 percent in Al Fashir in North Darfur. However, despite the recent reductions, current sorghum and millet prices are still up to 150 percent of their levels of the same month last year. Between August and September, wholesale prices of wheat, mostly imported and consumed in urban markets, declined by 5 percent in Khartoum but, compared to September 2011, they are currently 18 percent higher.

Food security conditions expected to improve

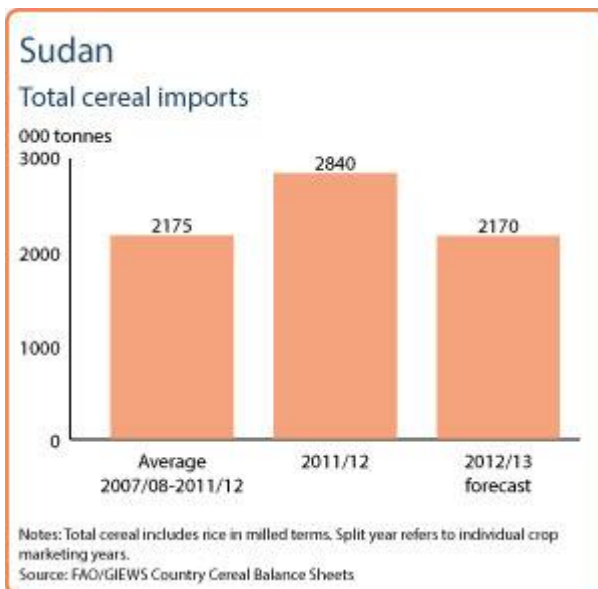
Countrywide, the estimated number of people in need of food assistance has currently reached its peak, at the end of the lean season, with about 4.3 million people. Overall food security conditions are expected to improve in the coming weeks with the beginning of the new harvest. In particular, the number of food insecure people is expected to decrease significantly in Darfur (by approximately one



Sudan Cereal production

	2007-2011 average	2011	2012 forecast	change 2012/2011
	000 tonnes		percent	
Sorghum	3,436	1,883	4,000	112
Millet	573	378	580	53
Wheat	449	324	540	67
Others	80	85	97	14
Total	4,539	2,670	5,217	95

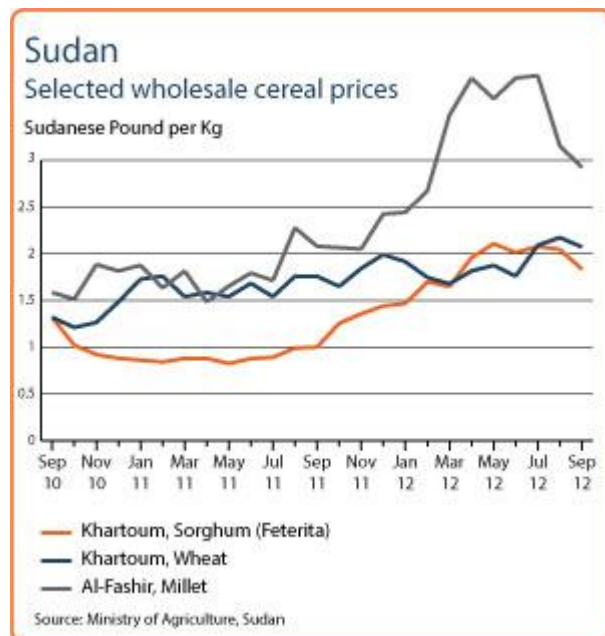
Note: percentage change calculated from unrounded data.
Source: FAO/GIEWS Country Cereal Balance Sheets



third) due to the good production prospects and improved access to land for IDPs.

However, food insecurity is likely to persist in conflict-affected areas of the Blue Nile, South Kordofan and North Darfur states as well as among poor households in the Red Sea and Kassala states.

According to the UNHCR, since June 2011, more than 210 000 Sudanese refugees from South Kordofan and Blue Nile states fled to Upper Nile and Unity states in South Sudan and to western Ethiopia.



Reference Date: 09-July-2012

FOOD SECURITY SNAPSHOT

- Planting of 2012 main season cereal crops is underway
- Prices of sorghum and millet remain at record high levels across the country
- Conflict in South Kordofan and Blue Nile states aggravate food insecurity
- About 3.2 million food insecure people are estimated to be in need of humanitarian assistance

Start of 2012 main cropping season

Planting of the 2012 sorghum and millet crops is underway in most cropping areas of the country following the generally timely start of seasonal rains in May/June. Planted area is expected to be below average in key sorghum-producing states of South Kordofan and Blue Nile following increased civil unrest and shortage of seeds and inputs.

The IGAD Greater Horn of Africa Climate Outlook Forum, forecast normal to above normal rainfall across all of Sudan's cropping areas, with likely positive effects on yields. At the beginning of July, heavy rains in North Darfur region caused localized flash floods that resulted in fatalities, damages to infrastructure and loss of cattle.

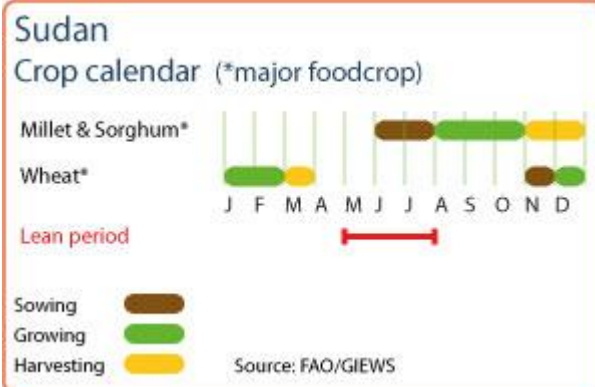
Record high cereal import requirements in 2011/12

Following the significant reduction in 2011 output, cereal import requirement in the 2011/12 (November/October) marketing year is forecast at record 2.7 million tonnes, of which about 2.2 million tonnes are anticipated to be imported commercially. The cereal imports comprise 1.8 million tonnes of wheat, 800 000 tonnes of sorghum, and small quantities of maize and rice. The expected rise in the import bill represents a serious economic challenge to the country. In fact, as a result of the secession of the south in 2011, Sudan has lost roughly 75 percent of its productive oilfields and GDP is expected to contract by about 7-8 percent. in 2012. A large and widening budget deficit has also ensued.

New high record prices were registered for sorghum in most markets

Wholesale prices of sorghum (feterita), which remained mostly stable at low levels since the beginning of 2011, increased sharply from September 2011 and in May 2012 prices reached new record levels of between SDG 180 and 275 per 90 kg bag in most monitored markets. Main reasons behind the escalating food prices are the substantial supply shortfall following the poor 2011 harvest, the high demand from neighbouring areas of Chad and South Sudan, and the disruption of trade flows in Darfur and South Kordofan following the increased civil insecurity.

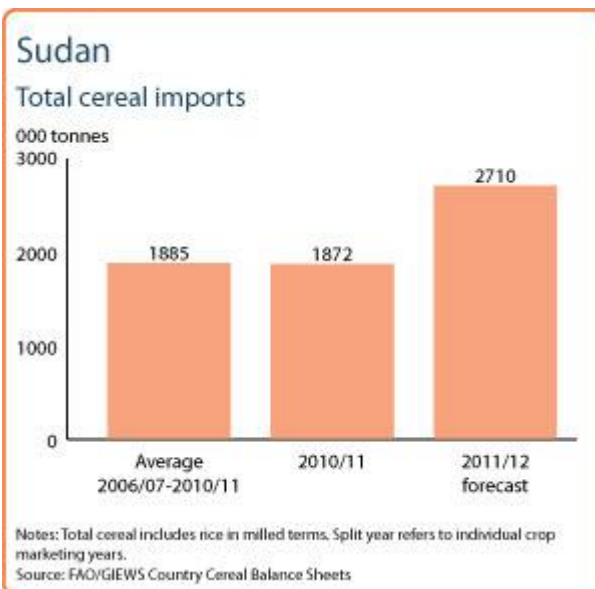
In the capital Khartoum, sorghum prices more than doubled between September 2011 and May 2012. Sharp increases in cereal wholesale prices were also recorded in the conflict-affected areas of Darfur, where



Sudan Cereal production

	2006-2010	2010	2011	change
	average		estimate	2011/2010
	000 tonnes			percent
Sorghum	4 059	4 606	2 089	-55
Millet	657	667	365	-45
Wheat	518	291	324	11
Others	84	74	85	15
Total	5 319	5 638	2 863	-49

Note: percentage change calculated from unrounded data.
Source: FAO/GIEWS Country Cereal Balance Sheets



sorghum and millet prices in May 2012 were about 300 and 175 percent higher than their levels in September 2011, respectively. In May 2012, sorghum prices increased on average by 10-20 percent compared to previous month of April 2012, with exceptional spikes reported in the main northern market of Port Sudan (+27 percent) and close to the border with South Sudan, in Kadugli, South Kordofan (+40 percent).

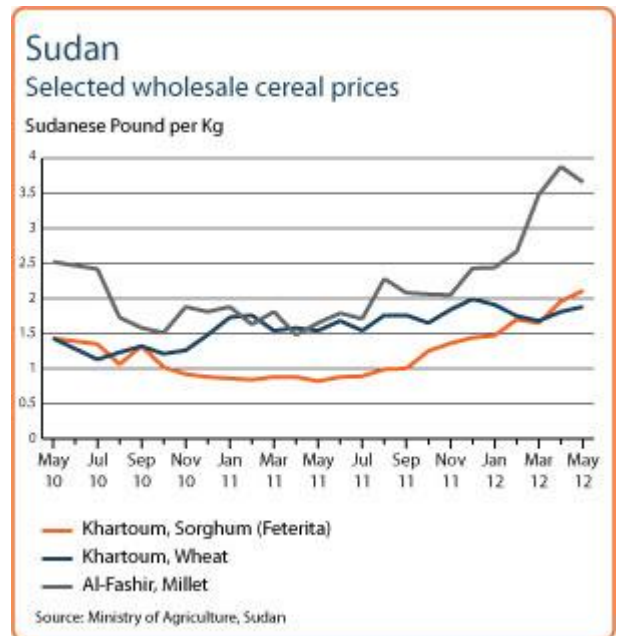
Wholesale prices of wheat, mostly imported and consumed in urban markets, reached record levels in December 2011 but declined following the harvesting of local wheat crop. However, from March to May 2012, average wheat prices in Khartoum have increased by about 12 percent.

Food security conditions expected to deteriorate

Countrywide, about 3.2 million people are currently estimated to be in need of food assistance. Higher levels of food insecurity are reported in North and South Darfur and in parts of South Kordofan and Blue Nile states, especially within the increasing number of displaced people and host communities. The number of people in need of assistance is likely to increase until the next harvest that starts in November as household food stocks run out progressively and push food prices further up, limiting access to food for poor households.

The Government of Sudan has recently announced the adoption of some austerity measures in order to address the national budget deficit. These measures include the gradual removal of subsidies on fuel that is expected to exert an additional upward pressure on consumer prices. The ensued civil unrest is also a cause for serious concern.

According to the UNHCR, since June 2011, more than 205 000 Sudanese refugees from South Kordofan and Blue Nile states fled to Upper Nile and Unity states in South Sudan and to western Ethiopia.



Reference Date: 27-March-2012

FOOD SECURITY SNAPSHOT

- The 2011 main season cereal crop is put at about half of the good 2010 output and well below average
- Prices of sorghum are at record high levels in most markets
- Conflict in South Kordofan and Blue Nile states severely limit access to food
- About 3.2 million food insecure people are estimated to be in need of humanitarian assistance
- As the lean season is expected to start earlier than usual, the number of people in need of assistance is likely to increase

Cereal production decimated in 2011

Harvesting of the 2011 coarse grains was completed late last year while that of the wheat crop is being concluded in March. Total cereal crop production in 2011 is estimated at about 2.9 million tonnes, almost half of previous year's bumper crop and 46 percent less than the previous five year's average.

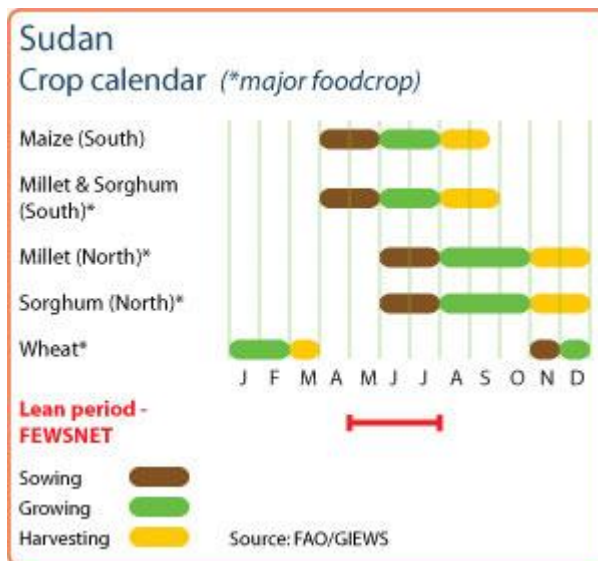
Poor rainfall during the 2011 cropping season resulted in major moisture deficits in major producing areas. Crop development and harvesting operations were further impeded by intense conflict since June and September in surplus-producing areas of South Kordofan and Blue Nile states. Severe damage to both sorghum and millet crops is also reported in parts of east and central Sudan and northern Darfur due to atypical and early seasonal livestock migration patterns due to the poor rainfall. In the irrigated sector, a shift in planted area from cereals to cash crops such as groundnuts, cotton, vegetables and forages for livestock is observed.

Record high cereal import requirements in 2011/12

Following the reduced output, cereal import requirement in the 2011/12 (November/October) marketing year is estimated at a record 2.9 million tonnes, of which about 1.9 million tonnes are anticipated to be imported commercially. The cereal imports comprise 1.8 million tonnes of wheat, one million tonnes of sorghum, and small quantities of maize and rice. The rise in the import bill represents a serious economic challenge to the country in 2012. In fact, as a result of the secession of the south, Sudan has lost roughly 75 percent of its productive oilfields, formerly its principal source of export income, with GDP reduction in 2011 of about 2 percent and a widening fiscal deficit.

Prices of locally produced cereals at record high levels

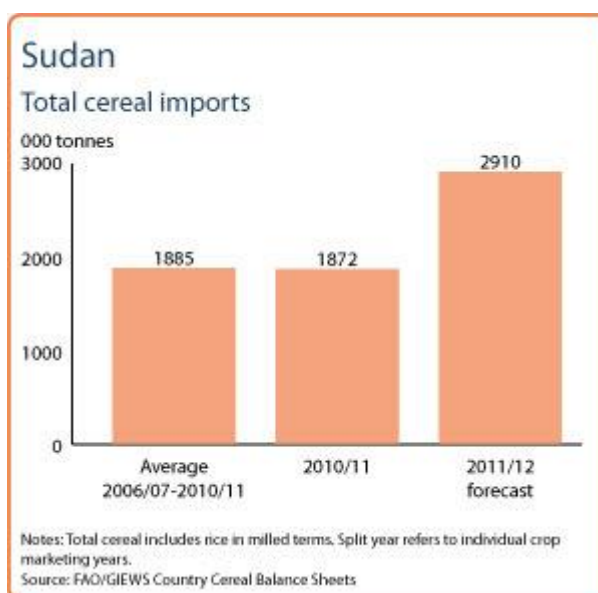
Wholesale prices of sorghum (feterita), which have been mostly stable at low levels since the beginning of 2011, increased sharply from September 2011 following the poor crop prospects. In February 2012 prices reached record levels between SDG 140 and 200 per 90 kg bag in most monitored markets. In the capital, Khartoum, sorghum prices increased between September 2011 and February 2012 by about 70 percent. At SDG 154 per 90 kg bag, sorghum was traded at twice its price a year earlier in Khartoum wholesale market. Sharp increases in cereal wholesale prices were also recorded in the conflict-affected



Sudan
Cereal production

	2006-2010 average	2010	2011 estimate	change 2011/2010
	000 tonnes			percent
Sorghum	4 059	4 606	2 089	-55
Millet	657	667	365	-45
Wheat	518	291	324	11
Others	84	74	85	15
Total	5 319	5 638	2 863	-49

Note: percentage change calculated from unrounded data.
Source: FAO/GIEWS Country Cereal Balance Sheets



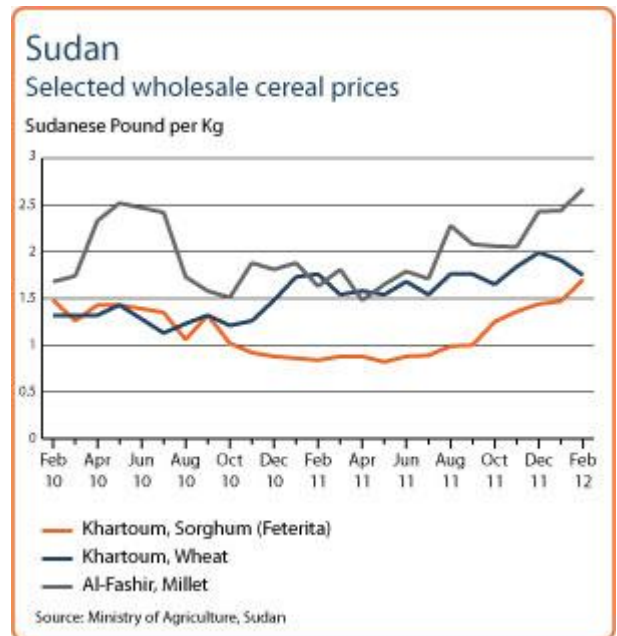
areas of Darfur, where sorghum and millet prices in February 2012 were 70 and 64 percent higher than the levels of a year earlier, respectively.

Wholesale prices of wheat, mostly imported and consumed in urban markets, reached record levels in December 2011 and subsequently declined in January and February following harvesting operations of local crops and in line with price trends in international markets.

Food security conditions expected to deteriorate

Countrywide, about 3.2 million people are currently estimated to be in need of food assistance. An early start of the lean season is expected as household food stocks run out and push food prices further up across markets, increasing the likelihood of upward revision of the number of people in need of assistance. Levels of food insecurity in North and South Darfur and in parts of South Kordofan and Blue Nile states are very high, exacerbated by restrictions on trade and humanitarian access to IDP populations.

According to the UNHCR, during the last nine months, about 126 600 Sudanese refugees from Blue Nile state fled to Upper Nile state in South Sudan and to western Ethiopia, while about 18 200 Sudanese refugees from South Kordofan have reached South Sudan's Unity state.



Reference Date: 17-January-2012

FOOD SECURITY SNAPSHOT

- Production of the 2011 main season cereal crop is put at about half of 2010 and well below average.
- Prices of sorghum and wheat increase in most markets
- Conflict in South Kordofan and Blue Nile states severely affect food access for most households
- About 3.2 million people are in need of humanitarian assistance and, as the lean season will start earlier than usual, the number is expected to increase

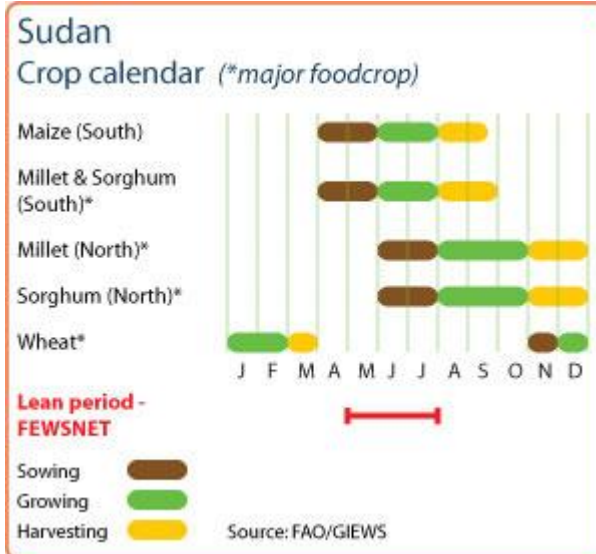
Very low production of cereal in 2011 boosts import requirements at record levels

Harvesting of cereal crops is complete and production in 2011 (including the small irrigated wheat crop, to be harvested in March/April) is estimated at about 2.9 million tonnes, almost half of previous year's extremely good output and similar to the poor harvest in 2009. Rainfall in 2011 was more than 30-day late at the onset, poorly distributed during the season and finished early in most areas. Major moisture deficits were reported in northern and central zones of Gedaref, Sennar, White Nile, Blue Nile, South Kordofan and South Darfur. Dry weather conditions at planting time have caused a significant reduction in planted area of sorghum and millet crops. In the irrigated sector, the reduction in planted area with cereals is explained by increases in area with groundnuts, cotton, vegetables and forages for livestock. Poor rains also severely affected yields, especially of early planted cereal crops that suffered after germination during prolonged dry spells in June/July. Crop development and harvesting operations were further impeded by intense conflict since June and September in surplus-producing areas of South Kordofan and Blue Nile states. Severe damage to both sorghum and millet crops is also reported in parts of east and central Sudan and northern Darfur due to atypical and early seasonal livestock migration patterns in many areas due to the poor rainfall.

As a consequence of the reduced output, cereal import requirements for 2011/12 marketing year (November/October) are forecast at record level of 2.9 million tonnes, comprising 1.8 million tonnes of wheat, one million tonnes of sorghum, and small quantities of maize and rice.

Cereal prices steeply rise since September

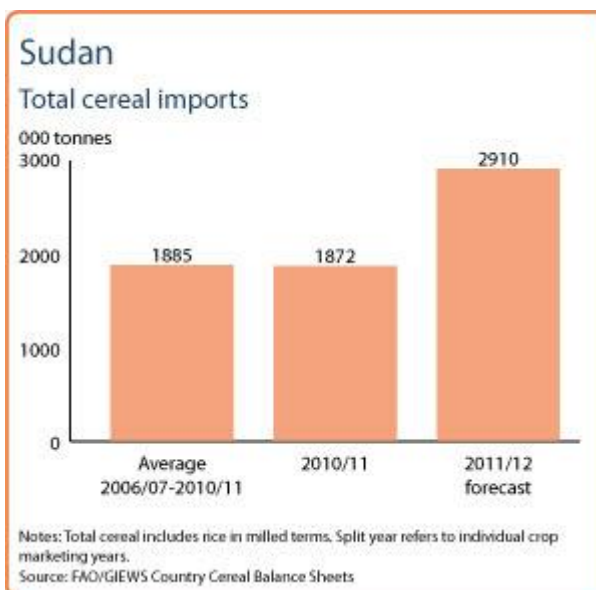
Wholesale prices of sorghum (feterita), which have been mostly stable at low levels since the beginning of 2011, sharply increased from September onwards on account of poor crop prospects. In the capital, Khartoum, sorghum prices increased between September and December by a near record 44 percent. At a price of about 1 400 SDG per tonne, sorghum was traded in Khartoum wholesale market, about 64 percent up on a year earlier. Sharp increases were also recorded in the conflict-affected areas of Darfur, where sorghum prices in December 2011 were 29 percent higher than the levels of the same month the previous year. Wholesale prices of wheat, mostly imported and consumed in urban markets have remained firm despite the recent declines in the international markets. In the capital Khartoum, at about SDG 2 000 per tonne, December wheat prices were about 34 percent



Sudan Cereal production

	2006-2010 average	2010	2011 estimate	change 2011/2010
	000 tonnes			percent
Sorghum	4 059	4 606	2 089	-55
Millet	657	667	365	-45
Wheat	518	291	324	11
Others	84	74	85	15
Total	5 319	5 638	2 863	-49

Note: percentage change calculated from unrounded data.
Source: FAO/GIEWS Country Cereal Balance Sheets

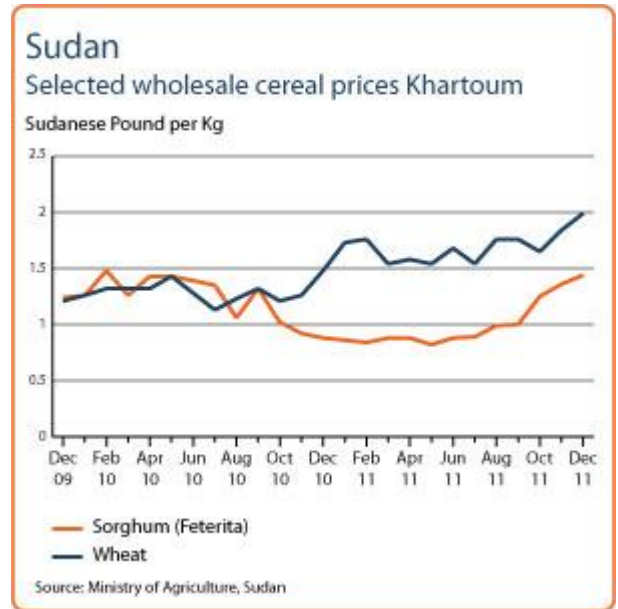


more than a year earlier and at record levels.

Food security conditions expected to deteriorate

Countrywide, about 3.2 million people are currently estimated to be food insecure. This figure is expected to increase to 4.2 million people during the first quarter of 2012 as household food stocks are expected to run out early triggering an early start of the lean season and pushing food prices further up across markets. Higher levels of food insecurity are expected in North and South Darfur, and in parts of South Kordofan and Blue Nile states. In particular, food insecurity may reach emergency levels (IPC Phase 4) by March in parts of Blue Nile and South Kordofan due to restrictions on trade, movement, and humanitarian access to IDP populations.

The cost associated with the estimated high cereal import requirements, to guarantee average food consumption, may represent a serious economic challenge for the country in 2012. In fact, as a result of the secession of the south, Sudan has lost roughly 75 percent of its productive oilfields, formerly its principal source of export income, with GDP reduction in 2011 of about 2 percent and widening fiscal deficit.



Reference Date: 25-May-2011

FOOD SECURITY SNAPSHOT

- The 2011 cropping season is expected to start in several weeks time in North Sudan; In South Sudan planting is well advanced and dry weather in April affected crop establishment and pasture conditions
- In Northern Sudan, price of sorghum stabilized, while that of wheat remained high
- In Southern Sudan, food prices continue to rise following disruptions in trade and increased demand by returnees
- Access to food is often limited by armed conflicts in Darfur and worsening civil security conditions in some southern states following the referendum
- About 5.5 million people are in need of humanitarian assistance and, as the lean season progresses, the number is expected to increase

The 2011 main cropping season began in South Sudan and expected to start in a few weeks time in North Sudan

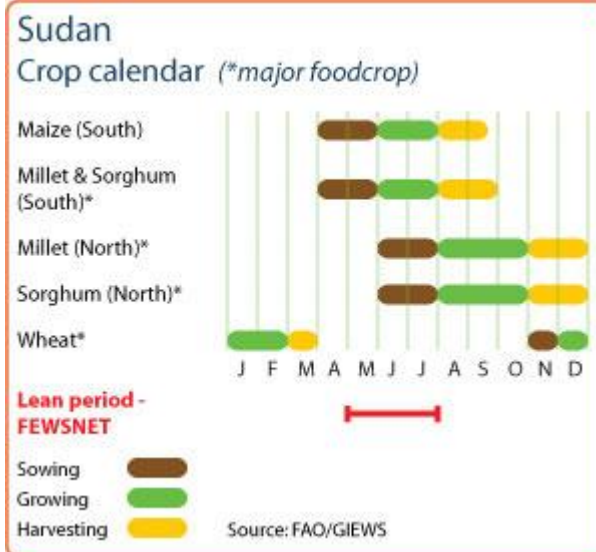
Harvesting of the 2011 wheat crop (mainly in North Sudan) is complete and output is expected to be slightly above the previous year's crop. The country's 2010/11 marketing year (December/November) total cereal production is estimated at 5.78 million tonnes, about 8 percent above the average of the last five years.

Planting of 2011 cereal crops is well advanced in South Sudan, while it is about to start in North Sudan with the arrival of first seasonal rains from June/July. In South Sudan, a prolonged dry spell in April was interrupted by abundant rainfall at the beginning of May in Western and Eastern Equatoria states. However, significant soil moisture deficits still persists in several areas of southern states, with likely negative impacts on crop establishment and pasture availability.

Sorghum prices decrease while wheat prices remain at high levels

In North Sudan, wholesale prices of sorghum (feterita) were generally stable since the beginning of 2011, following a sharp decline late last year due to the bumper 2010 main harvest. In April 2011, sorghum was traded in Khartoum wholesale market at an average SDG 890 per tonne, about 40 percent less than one year earlier. Higher and more volatile prices are reported in the conflict-affected area of Darfur. In contrast, wholesale prices of wheat, mostly imported and consumed in urban markets, have increased since July 2010 in-line with international prices and, after reaching a record level in January/February 2011 with SDG 1 750 per tonne, have stabilized in April 2011 at SDG 1 600 per tonne, 20 percent more than a year earlier.

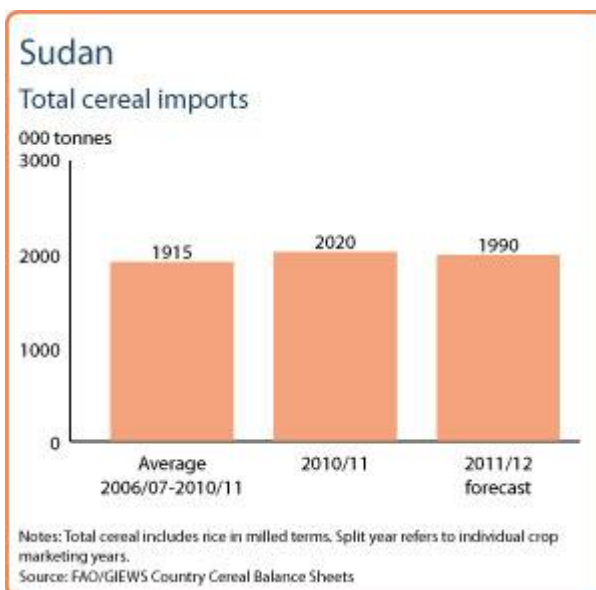
In South Sudan, especially in main the markets along the north-south border such as Malakal as well as in the capital city Juba, cereal prices started to increase by the end of November 2010. This follows trade disruptions during the pre and post referendum period. In several markets, the supply of grain has gradually declined as traders from



Sudan Cereal production

	2006-2010 average	2010	2011 forecast	change 2011/2010
	000 tonnes			percent
Sorghum	4 059	4 606	4 400	-4
Millet	657	667	680	2
Wheat	547	433	480	11
Others	4 716	5 273	5 080	-4
Total	5 347	5 780	5 630	-3

Note: percentage change calculated from unrounded data.
Source: FAO/GIEWS Country Cereal Balance Sheets



North Sudan, but also from Uganda and Kenya, have reduced their activities or even left the country, at least temporarily. At the same time, the influx of returnees has created additional demand for main staple food.

Food security conditions expected to deteriorate

Countrywide, about 5.5 million people are estimated to be in need of humanitarian assistance and food security conditions are likely to worsen in the coming months as the lean season progresses. In addition, the continuation of civil insecurity in several areas of North and South Sudan and the flow of returnees to South Sudan is expected to add to the needs. Approximately 30 000 Sudanese have also returned from Libya due to the recent crisis in North Africa.

In North Sudan, about 4 million people are estimated to be moderately to highly food insecure, mostly concentrated in Darfur, Red Sea, South Kordofan, North Kordofan and White Nile states. The situation is expected to progressively deteriorate as the lean season peaks in October and food stocks depleted gradually until next harvest.

In Southern Sudan, the food insecure population is expected to increase to up to 1.5 million people during the peak of the lean season in June/July, when the early harvest begins in the greenbelt area. Here, food security conditions are also significantly affected by the socio-political developments linked to the referendum that is expected to culminate in July with the declaration of independence of the new South Sudan. Since October 2010, about 302 000 people have returned to South Sudan with an additional 38 000 people in the Abyei area and 5 000 people in South Kordofan. Most of the returnees are concentrated in urban areas of border states of Northern Bahr el Ghazal, Warrap, Unity and Upper Nile. The pace of returnees has remained steady in the last two months, but is expected to accelerate as the date of South Sudan independence gets closer. Access to food and land remains the greatest challenge for the majority of returnees.

Since January 2011, over 1 400 people have been killed in South Sudan and at least 120 000 civilians have been internally displaced as insecurity has dramatically increased in recent months, especially in Jonglei, Upper Nile and Unity states as well as in the disputed area of Abyei. The escalation of conflict in Abyei in May 2011 is expected to add to an already large humanitarian caseload.



Reference Date: 10-February-2011

FOOD SECURITY SNAPSHOT

- In Sudan, production of the 2010 main season cereal crop is estimated at a well-above average level.
- Food security generally improves, although the number of vulnerable people in need of assistance in Southern Sudan may vary depending on civil security conditions during the post-referendum period.
- In Northern Sudan, price of sorghum declines while that of wheat increases.
- In Southern Sudan, food prices rose following the decline in grain stocks in border areas due to disrupted trade flows and increasing local demand by returnees.

Good production estimates for 2010 main cereal harvest

In Northern Sudan, harvesting of cereal crops is complete and production in 2010 (including the irrigated wheat crop, to be harvested in March/April) is estimated at a high of 5.7 million tonnes, almost double the level of the 2009 drought-affected output. Precipitations were reasonably early and well-distributed during the season.

Countrywide, the planted area with sorghum and millet, the main cereal crops, has substantially increased due to generally good access to land and inputs.

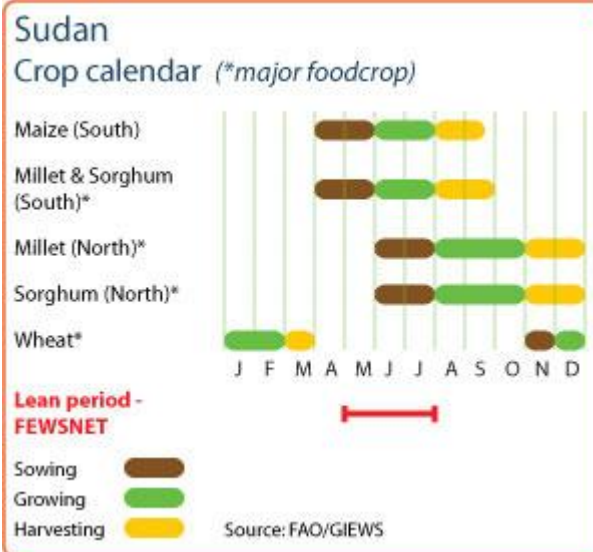
In Southern Sudan, harvesting of 2010 main season maize and groundnut crops is also complete. Crop growing conditions were generally favourable throughout the season, despite some localised dry-spells and flooding. Rainfall started on time in April/May in most locations and levels were normal to above-normal and well distributed. The 2010 cereal harvest is estimated at 695 000 tonnes, nearly 30 percent higher than the 2009 drought-affected output.

Abundant precipitations have generally improved the availability of water and pasture in Northern and Southern Sudan pastoral areas, reducing trekking distances, as well as improving livestock body conditions and milk production.

Food security conditions improve, but concerns remain in Southern Sudan

Countrywide, food security conditions have recently improved as a result of increased market supplies from the newly harvested crops. However, in Northern Sudan about 4 million people still remain moderately/highly food insecure, mostly concentrated in Darfur, Red Sea, South Kordofan, North Kordofan and White Nile states. This figure is expected to increase in the coming months as a consequence of the austerity measures recently approved by the Government aiming at reducing the 2011 budget deficit through the gradual elimination of subsidies to fuel and sugar and the introduction of new taxes and import duties.

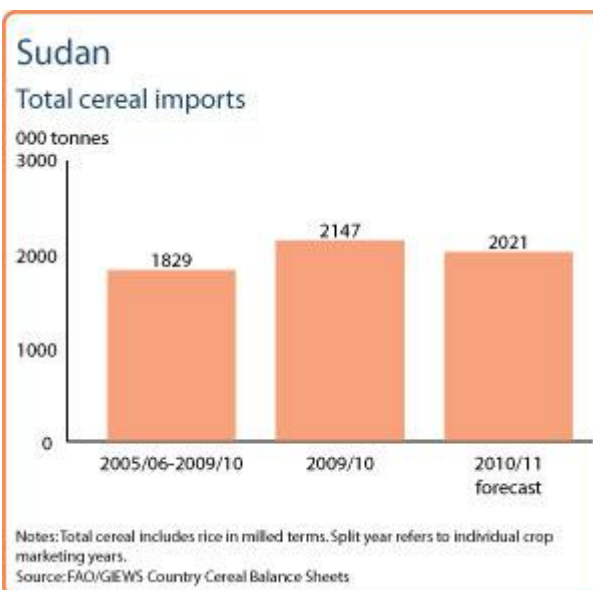
In Southern Sudan, food security prospects are still uncertain despite the generally peaceful conclusion of the self-determination referendum.



Sudan
Cereal production

	2005-2009 average	2009	2010 estimate	change 2010/2009
	000 tonnes			percent
Sorghum	4004	2630	5160	96
Millet	659	471	736	56
Wheat	543	403	466	16
Others	87	69	86	25
Total	5293	3573	6448	80

Note: percentage change calculated from unrounded data.
Source: FAO/GIEWS Country Cereal Balance Sheets



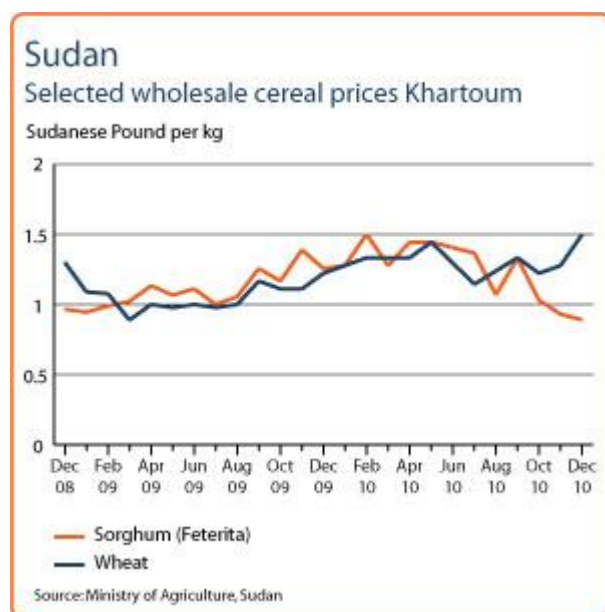
About 196 000 people have returned to Southern Sudan (plus 26 000 people in the Abyei area) since late October 2010. Returnees are mostly concentrated in urban areas of border states of Northern Bahr el Ghazal, Warrap, Unity and Upper Nile. Their number is expected to increase before the beginning of next rainy season in April, depending on the reactions to the referendum results in Northern Sudan.

The 2010 FAO/WFP Crop and Food Security Assessment Mission to Southern Sudan estimated the number of people in need of food assistance to increase gradually in through the months into 2011. Under a peaceful post-referendum scenario the number could reach 1.4 million in May 2011, the beginning of the lean season. This number, however, may rise to 2.7 million if civil security conditions worsen and trade flows are consequently disrupted for several months, reducing food supplies in local markets and increasing food prices.

Sorghum gets cheaper while wheat prices remain at high levels

In Northern Sudan, reflecting good production prospects, wholesale prices of sorghum (feterita) have exhibited a downward trend since July/August in most markets. In December 2010, sorghum was traded in Khartoum wholesale market at an average SDG 890 per tonne, about 30 percent less than one year earlier. Relatively higher prices are reported in conflict-affected areas of Darfur and South Kordofan. In contrast, wholesale prices of wheat, mostly imported and consumed in urban markets, have steadily increased since July 2010, in-line with international price movements, and reached SDG 1500 per tonne in December 2010, about 23 percent up on a year earlier.

In Southern Sudan, especially in markets along the north-south border and in the capital city Juba, cereal prices started to increase by the end of November 2010. This follows trade disruptions during the pre and post referendum period. In several markets, the supply of grain has gradually declined as traders from Northern Sudan, but also from Uganda and Kenya, have reduced their activities or even left the country, at least temporarily. The situation may further deteriorate during the next two-three months when food stocks from the 2010 crops begin to run out and most areas enter into the lean period.



Reference Date: 13-January-2011

FOOD SECURITY SNAPSHOT

- In Northern and Southern Sudan, production of the 2010 main season's cereal crop is estimated to be well-above average
- Food security generally improves, although the number of food vulnerable people in Southern Sudan may vary depending on how civil security conditions develop during the post-referendum period
- In the North, sorghum and wheat prices show diverging trends
- In the South, food supplies may decrease in local markets if trade flows are disrupted by renewed civil insecurity situations following the referendum

Good production estimates for 2010 main cereal harvest

In Northern Sudan, harvesting of cereal crops is about to be completed and production in 2010 (including the small irrigated wheat crop, to be harvested in March/April) is tentatively estimated at a high of 5.7 million tonnes, almost double the level of the 2009 drought-affected output. Precipitations were reasonably early and well-distributed during the season. Countrywide, the planted area with sorghum and millet, the main cereal crops, has substantially increased due to generally good access to land and inputs. The only exception was in South Kordofan state, where the planted area decreased by about 280 000 hectares, relative to the average of the last five years, as a result of poor to civil security conditions.

In Southern Sudan, harvesting of 2010 main season's maize and groundnut crops has been recently completed. Crop growing conditions were generally good throughout the season, despite some localised dry-spells and flooding. Rainfall started on time in most locations and levels were normal to above-normal, as well as being well distributed. The 2010 cereal harvest is estimated at 695 000 tonnes, nearly 30 percent higher than the 2009 output, which was severely affected by poor and erratic rainfall.

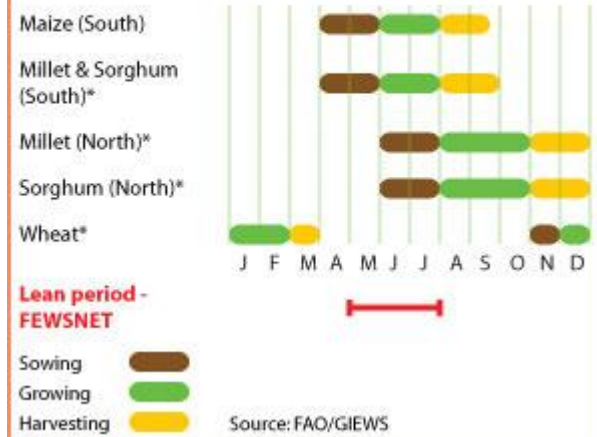
Abundant precipitations have generally improved the availability of water and pasture in Northern and Southern Sudan pastoral areas, reducing trekking distances, as well as improving livestock body conditions and milk production.

Food security conditions improve, but concerns remain in Southern Sudan due to the referendum

Countrywide, food security conditions have recently improved as a result of increased markets supplies from the newly harvested crops. However, in Northern Sudan about 4 to 4.5 million people still remain moderately food vulnerable, mostly concentrated in Darfur, Red Sea State, as well as South and North Kordofan states. In Southern Sudan, food security prospects depend on the development of the self-determination referendum, which started from 9 January, and the post-referendum periods, in terms of civil security and flows of returnees. Currently, about 145 000 people have returned to Southern Sudan to participate in the referendum and are mostly concentrated in the border

Sudan

Crop calendar (*major foodcrop)



Sudan

Cereal production

	2005-2009	2009	2010	change
	average		estimate	2010/2009
000 tonnes				
Sorghum	4004	2630	5160	96
Millet	659	471	736	56
Wheat	543	403	466	16
Others	87	69	86	25
Total	5293	3573	6448	80

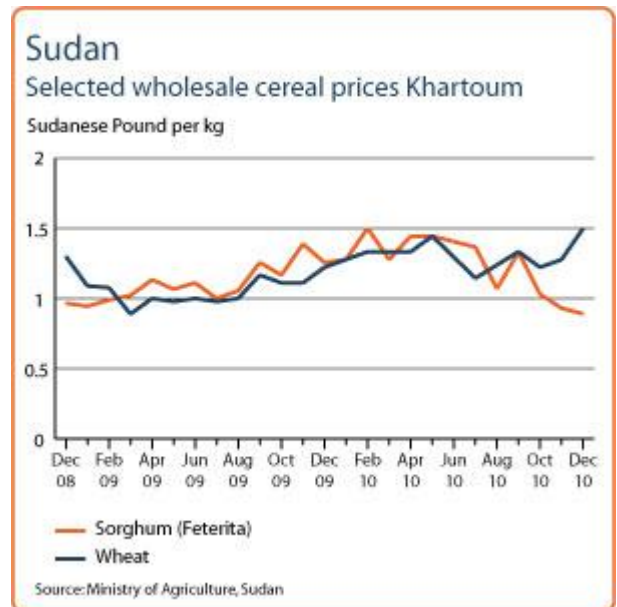
Note: percentage change calculated from unrounded data.
 Source: FAO/GIEWS Country Cereal Balance Sheets

states of Northern Bahr El Ghazal, Warrap, Unity and Upper Nile. The estimated number of people in need of food assistance is expected to increase gradually in coming months and, given a peaceful post-referendum scenario, could reach 1.4 million in May at the beginning of the lean season. This number, however, is expected to rise to 2.7 million if insecurity conditions worsen and trade flows are consequently disrupted for several months, reducing food supplies in local markets and increasing food prices.

While sorghum becomes cheaper, wheat prices remain at high levels

In Northern Sudan, reflecting good production prospects, wholesale prices of sorghum (feterita) have been characterized by a downward trend since July/August in most markets. In December 2010, sorghum was traded in Khartoum wholesale market at average SDG 890 per tonne, about 30 percent less than one year earlier. In contrast, wholesale prices of wheat, mostly imported and consumed in urban markets, have steadily increased since July 2010, in-line with international price movements, and reached SDG 1500 per tonne in December 2010, about 23 percent more than one year before.

In Southern Sudan, especially in markets along the north-south border, cereal prices started to increase at the end of November 2010 following trade disruptions due to uncertain security conditions related to the self determination referendum. In several markets, the supply of grains has gradually declined as traders from Northern Sudan, but also to a lesser extent from Uganda and Kenya, have reduced their activities or even left the country, at least temporarily.



Reference Date: 25-October-2010

FOOD SECURITY SNAPSHOT

- Favourable prospects for 2010/11 main season crops in Southern and Northern Sudan
- Sorghum prices remain high
- An estimated 6.4 million people require food assistance, but the situation is expected to improve soon as the lean season approaches its end.
- Civil insecurity and conflicts still high in parts of Darfur

Good production prospects for 2010/11 main season cereal production

In Southern states of Eastern Equatoria, Lakes, Warrap, Unity, Northern and Western Bahr el Gazal harvesting of 2010/11 maize and groundnuts crops is underway. Despite some localized dry spells, rainfall has been above average and well distributed and production prospects are good. In addition, abundant and extended precipitations have benefited yields of long-cycle sorghum crops, the bulk of which is being harvested.

In Northern states, harvesting of cereal crops is expected to start in November. Abundant precipitations in July/August have improved production prospects in most Northern states and, despite some dry spells in Blue Nile State, the 2010/11 main season output is tentatively forecast at above average levels. The abundant rainy season has improved water and pasture availability, especially in drought-affected areas of Darfur, North Kordofan and the Red Sea State.

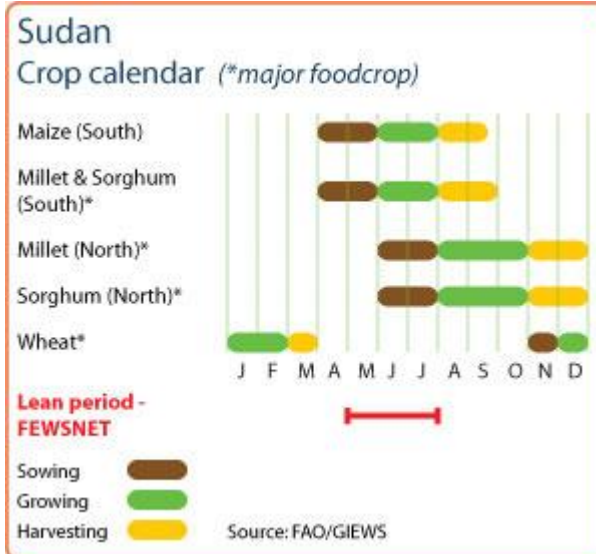
Flash floods resulted in severe damage to infrastructure in Northern Bahr el Gazal and Jonglei states and in Darfur region. Import requirements for cereals in marketing year 2010/11 (November/October) are forecast at 1.85 million tonnes, including 1.35 million tonnes of wheat and 350 000 tonnes of sorghum. This compares with more than 2 million tonnes of cereals imported in 2009/10 when production in main rainfed producing areas was severely affected by poor and erratic rainfall.

About 6.4 million people in need of food assistance

Countrywide, 6.4 million people are still estimated to be in need of food assistance, but this number is likely to be revised downwards as the bulk of the newly harvested crops begin to be marketed. Although the lean season is still at its peak in Northern Sudan, the food security situation is already gradually improving in some southern states where harvesting is underway. Most food insecure households are located in Darfur, Red Sea State, South and North Kordofan, Jonglei, Warrap, Northern Bahr el Ghazal and Eastern Equatoria.

Insecurity and conflicts in areas of Darfur continue to disrupt local livelihood systems, preventing people from carrying out even the most basic coping strategies such as firewood collection or seasonal migration for labour.

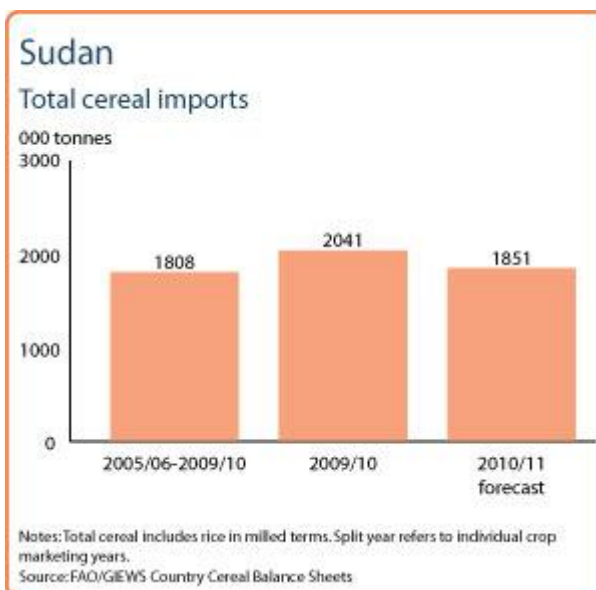
Sorghum and wheat prices still at high levels



Sudan
Cereal production

	2005-2009 average	2009	2010 forecast	change 2010/2009
	000 tonnes			percent
Sorghum	4004	2630	4190	59
Millet	659	471	681	45
Wheat	543	403	611	52
Others	87	69	75	9
Total	5293	3573	5557	56

Note: percentage change calculated from unrounded data.
Source: FAO/GIEWS Country Cereal Balance Sheets



Despite the good production prospects, wholesale prices of sorghum, the main staple crop, remain high in most markets of the country. In Khartoum, sorghum prices increased in September reaching SDG 1.33 per kg, after having steadily declined in the previous four months. By contrast, sorghum prices continue to decline in El Fashir in North Darfur, where sorghum is sold at SDG 1.17 per kg, compared to the peak of 1.79 SDG per kg in April 2010.

Wholesale wheat prices have been on the increase since September 2009, reaching in Khartoum a record level of SDG 1.44 per kg in May 2010. Despite some decline in June and July, wheat prices in September remain high at SDG 1.33 per kg, about 12 percent higher than a year earlier. Exceptionally high rate of increase, of almost 100 percent, has been registered for wheat prices in El Fashir between March and July 2010.



Reference Date: 10-September-2010

FOOD SECURITY SNAPSHOT

- Favourable prospects for 2010/11 main season crops production in Southern and Northern Sudan
- Sorghum price remains at record high level
- Estimated 6.4 million people require food assistance, but the situation is likely to improve as the lean season ends by mid-October.
- Civil insecurity and conflicts still high in parts of Darfur

Good production prospects for 2010/11 main season cereal production

In Southern states of Eastern Equatoria, Lakes, Warrap, Unity, Northern and Western Bahr el Gazal harvesting of 2010/11 maize and groundnuts crops has recently started. Despite some localized dry spells, rainfall has been above average and well distributed and production prospects are good. In addition, abundant and extended precipitations are forecast for the month of September due to the effect of "La Niña" phenomenon and they are likely to benefit yields of long-cycle sorghum crops whose bulk is expected to be harvested by mid-October.

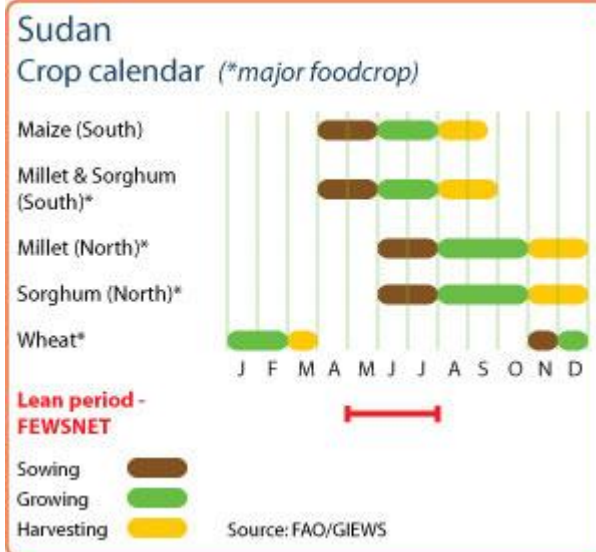
In Northern states, cereal crops are in vegetative growth stage and their harvest is expected to start at the beginning of November. Abundant precipitations in July/August have improved production prospects in most Northern Sudan and, despite some dry spells in Blue Nile State, the 2010/11 main season output is tentatively forecast at above average levels. The abundant rainy season has improved water and pasture availability, especially in drought-affected areas of Darfur, North Kordofan and the Red Sea State.

Flash floods and severe damage to infrastructure have been reported in Northern Bahr el Gazal and Jonglei states and in Darfur region. In addition, abundant precipitations over Ethiopian highlands are increasing the risk of additional flooding in downstream areas of the Blue and White Nile in Sudan.

Import requirements for cereals in marketing year 2010/11 (November/October) are early forecast at 1.85 million tonnes, including 1.35 million tonnes of wheat and 350 000 tonnes of sorghum. This compares with more than 2 million tonnes of cereals imported in 2009/10 when production in main rainfed producing areas was severely affected by poor and erratic rainfall.

About 6.4 million people in need of food assistance

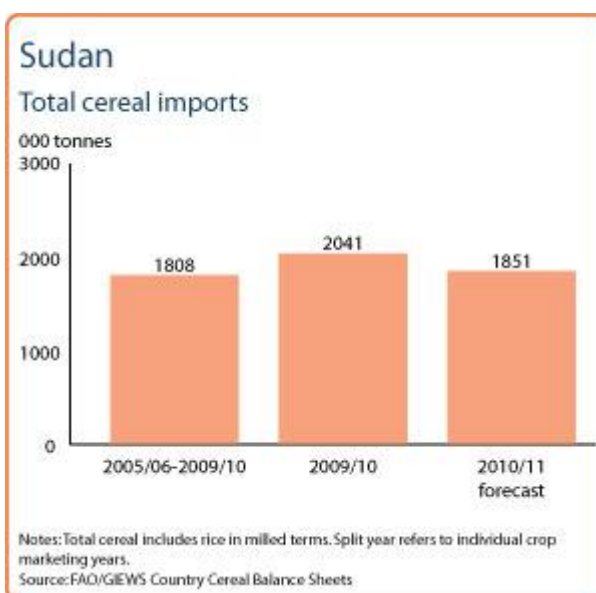
Countrywide, 6.4 million people are still estimated to be in need of food assistance but this number is likely to be downward revised when the bulk of newly harvested crops will arrive on markets. Although the lean season is still at its peak in Northern Sudan, the food security situation is already gradually improving in some southern states where harvesting is underway. Most food insecure households are located in North and South Darfur State, Red Sea State, South and North Kordofan State, Jonglei, Warrap, Northern Bahr el Ghazal and Eastern Equatoria.



Sudan Cereal production

	2005-2009 average	2009	2010 forecast	change 2010/2009
	000 tonnes			percent
Sorghum	4004	2630	4190	59
Millet	659	471	681	45
Wheat	543	403	611	52
Others	87	69	75	9
Total	5293	3573	5557	56

Note: percentage change calculated from unrounded data.
Source: FAO/GIEWS Country Cereal Balance Sheets



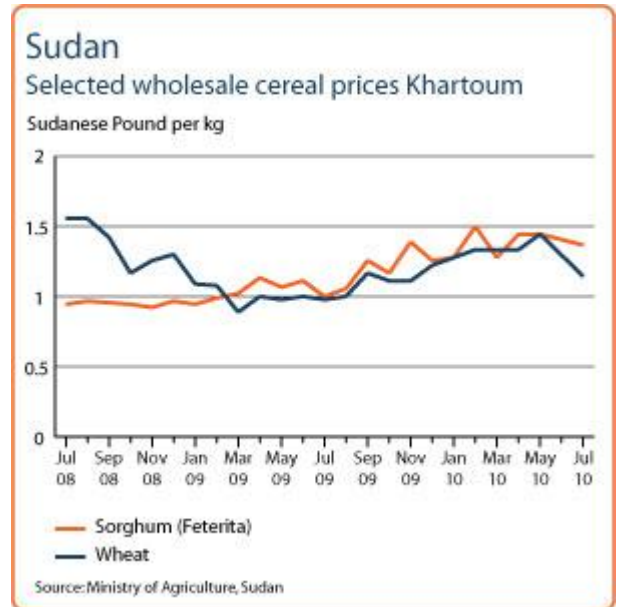
Insecurity and conflicts in areas of Darfur continue to disrupt local livelihood systems, preventing people from carrying out even the most basic coping strategies such as firewood collection or seasonal migration for labour.

Sorghum and wheat prices still at record levels

Despite the good production prospects, wholesale prices of sorghum, the main staple crop, remain high in most markets of the country. In Khartoum, sorghum was traded in July 2010 at SDG 1.36 per kg, compared to SDG 1.00 per kg and SDG 0.94 per kg of the same month in 2009 and 2008, respectively. Higher prices are reported in El Fashir market in Darfur where, despite a steep decline from the peak of April 2010 (1.79 SDG per kg) sorghum is sold at 1.48 SDG per kg, 50 percent more than in February/March 2010.

Wholesale wheat prices have shown a rising trend since September 2009, reaching in Khartoum the record level of SDG 1.44 per kg in May 2010. Despite some decline in June and July, wheat price remains at SDG 1.14 per kg, about 17 percent higher than in July 2009. An exceptional increase of almost 100 percent between March and July 2010 has been registered for wheat traded in El Fashir market in Darfur.

To improve access to food, on May 14, the Southern Sudan Council of Ministers declared a tax exemption on all food commodities.



Reference Date: 09-June-2010

FOOD SECURITY SNAPSHOT

- Planting of the 2010/11 main season crops has started in Most of Southern Sudan and is just starting in Northern Sudan
- Sorghum and wheat prices remain at record high levels
- An estimated 6.4 million people require food assistance
- The food security situation expected to get worse through the lean season until September

Poor outlook 2009/10 wheat crop production

In Northern states, harvesting of the 2009/10 irrigated wheat crop has been completed in May and output is estimated at 403 000 tonnes, about 38 percent below the good production of 2008/09 and 27 percent below last five year average. The low output is mainly due to a significant decline in area planted.

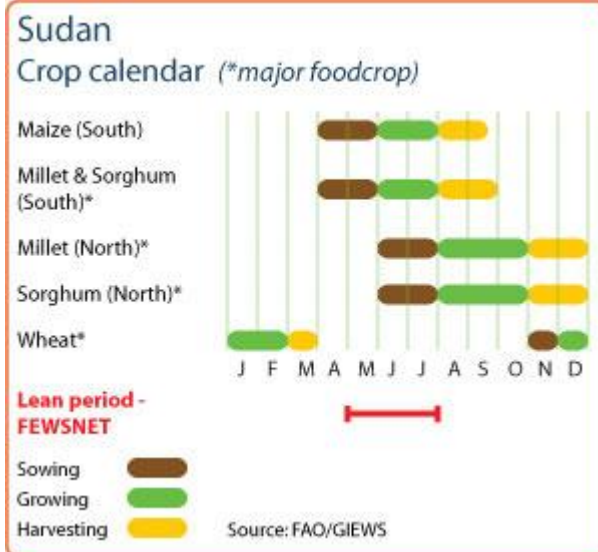
In Southern states of Western, Central and Eastern Equatoria, seasonal rains started on time, favouring planting of 2010/11 coarse grain crops, mainly sorghum, that has recently been completed. Meanwhile, in Northern states, planting of 2010/11 coarse grain crops just started with the arrival of first seasonal rains. The start of the rainy season is also improving water and pasture availability in drought-affected areas of Darfur, North Kordofan and the Red Sea State. Rainfall from June to September is forecast at average to above average levels in most cropping areas of the country, leading to favourable early forecast for 2010/11 cereal production.

Import requirement for cereals in marketing year 2009/10 (November/October) is forecast at a record level of almost 2.4 million tonnes, including 1.5 million tonnes of wheat and 750 000 tonnes of sorghum. This reflects the poor outcome of 2009/10 coarse grain crops due to erratic rainfall distribution in main rainfed producing areas and the under-performance of the irrigation sector in Northern Sudan that resulted in the reduction in planted area and low yields.

About 6.4 million people in need of food assistance

Agricultural production in 2009 was further hampered by an increase in civil insecurity, with unprecedented levels of cattle raiding, and escalating inter-tribal/clan conflicts. The surge in ethnic violence in 2009 is reported to have caused about 2 500 casualties and forced 390 000 people to flee their homes. In Darfur, the security situation has deteriorated considerably in May compared to April, with escalating conflicts that further disrupted local livelihood systems and prevented people from carrying out even the most basic coping strategies such as firewood collection or seasonal migration for labour.

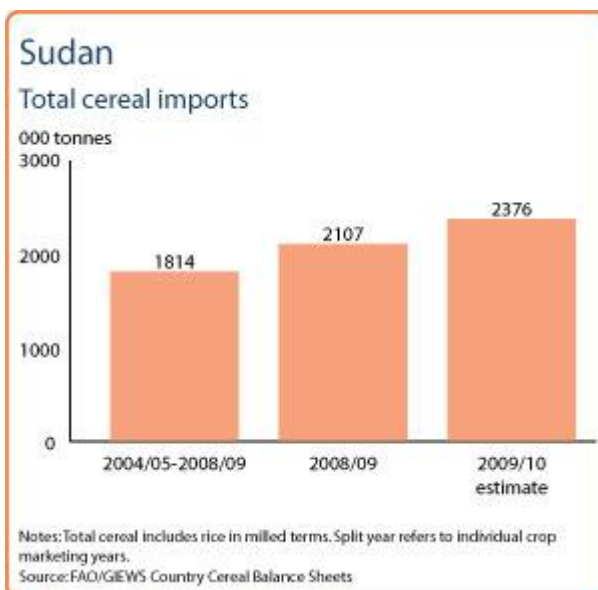
In Southern Sudan, the 2010 hunger season started early, in March/April, instead of the normal May/June due to last year's poor crop production. Recent estimates indicate that 3.3 million people are food insecure, mainly located in states of Jonglei, Warrap, Northern Bahr el Ghazal and Eastern Equatoria. Extreme levels of food insecurity are reported in the Akobo county in Jonglei State where conflicts have displaced about 20 000 people since 2009.



Sudan Cereal production

	2005-2009 average	2009	2010 forecast	change 2010/2009
	000 tonnes			percent
Sorghum	3993	2630	3500	33
Millet	673	471	500	6
Wheat	549	403	650	61
Others	89	72	87	21
Total	5304	3576	4737	32

Note: percentage change calculated from unrounded data.
Source: FAO/GIEWS Country Cereal Balance Sheets



Countrywide, 6.4 million people are estimated to be in need of food assistance and the food security situation is expected to worsen until September as food stocks will likely run out well before the arrival on markets of the next harvest. However, food security situation is expected to improve from July in southern states of Western, Central and Eastern Equatoria, where harvesting usually start earlier than in the rest of the country.

Sorghum and wheat prices still at record levels

Wholesale prices of sorghum, the main staple crop, remain high in most markets of the country. In Khartoum, sorghum was traded in April 2010 at SDG 1.45 per kg, compared to SDG 1.13 per kg and SDG 0.62 per kg of the same month in 2009 and 2008, respectively. Record levels are reported in El Fashir market in Darfur, where sorghum prices went from about SDG 1.0 per kg in February/March 2010 to SDG 1.79 per kg in April 2010.

Wholesale wheat prices has shown a rising trend since September 2009, reaching in Khartoum the record level of SDG 1.61 per kg in April 2010, compared to the stable value of about SDG 1.1 per kg registered from April to August 2009. An exceptional increase of more than 120 percent between March and April 2010 has been registered for wheat traded in El Fashir market in Darfur.

To improve access to food, on May 14, the Southern Sudan Council of Ministers declared a tax exemption on all food commodities.



Reference Date: 15-April-2010

FOOD SECURITY SNAPSHOT

- An estimated 6.4 million people require food assistance
- Estimates indicate poor cereal production for 2009
- Sorghum and wheat prices at record levels

Poor outlook 2009/10 wheat crop production

Harvesting of the 2009/10 irrigated wheat crop is underway and output is preliminary estimated at 403 000 tonnes, about 38 percent below the good production of 2008/09 and 27 percent below last five year average. The low output is mainly due to a significant decline in area planted. Meanwhile, in Western, Central and Eastern Equatoria states of Southern Sudan, seasonal rains started on time, favouring the start of land preparation/planting operations of 2010/11 coarse grain crops, mainly sorghum.

The 2009/10 coarse grains crop, harvested from November last year, is estimated at 3.1 million tonnes, the lowest level recorded since 2004. This poor result was mainly due to the erratic rainfall distribution in main rainfed producing areas and the under-performance of the irrigation sector in Northern Sudan. It led to a generalized reduction in planted area, with significant amount of re-planting, substantial loss of short-cycle sorghum crop in areas of bimodal rainfall and poor yields in many parts of the country. The 2009 poor rainy season severely affected the livestock sector, with reduced pasture and water.

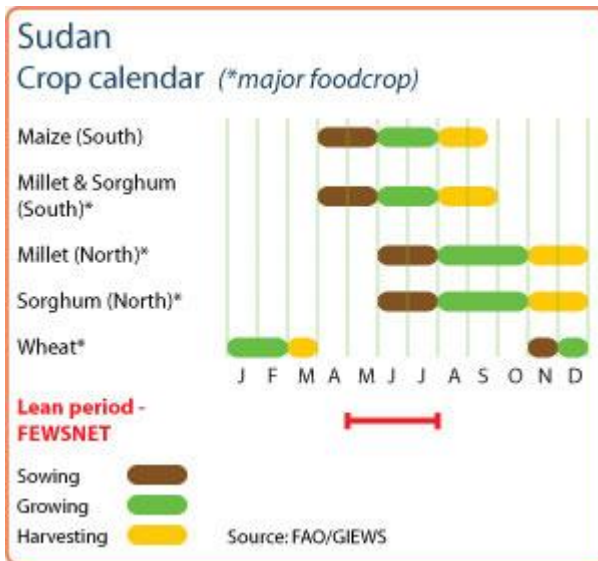
Import requirements for marketing year 2009/10 (November/October) are forecast at record level of almost 2.4 million tonnes that include 1.5 million tonnes of wheat and 750 000 tonnes of sorghum.

About 6.4 million people in need of food assistance

Agricultural production in 2009 was further hampered by an increase in civil insecurity, with unprecedented levels of cattle raiding, and escalating inter-tribal/clan conflicts. It is reported that the surge in ethnic violence in 2009 caused about 2 500 casualties and forced 390 000 people to flee their homes. The persisting conflict in Darfur continues to raise serious concern for millions of vulnerable people facing already dire situations. In Southern Sudan, the hunger season started early, in March/April instead of the normal May/June, due to the 2009 poor crop production. In Southern Sudan, an estimated average of about 1.8 million people is in need of food assistance, especially in conflict-affected states of Jonglei, Warrap, Lakes and Unity. The situation is not expected to improve until next main harvest towards the last quarter of the year. Countrywide, 6.4 million people are estimated to be in need of food assistance.

Sorghum and wheat prices reach record levels

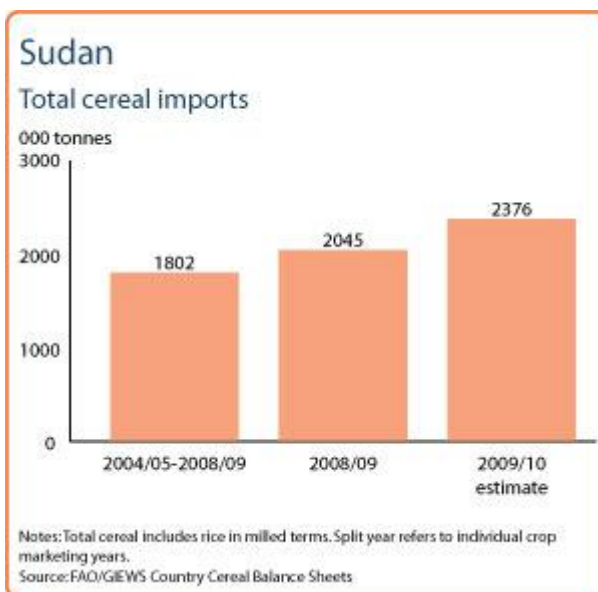
Wholesale prices of sorghum, the main staple crop, declined from November 2009 to January 2010 as a consequence of the arrival on main markets of the newly harvested production. However, in February 2010, prices started to climb again as food stocks to quickly run out and civil insecurity impeded farmers and traders to adequately supply all markets. For instance, in Khartoum market, sorghum was traded in



Sudan
Cereal production

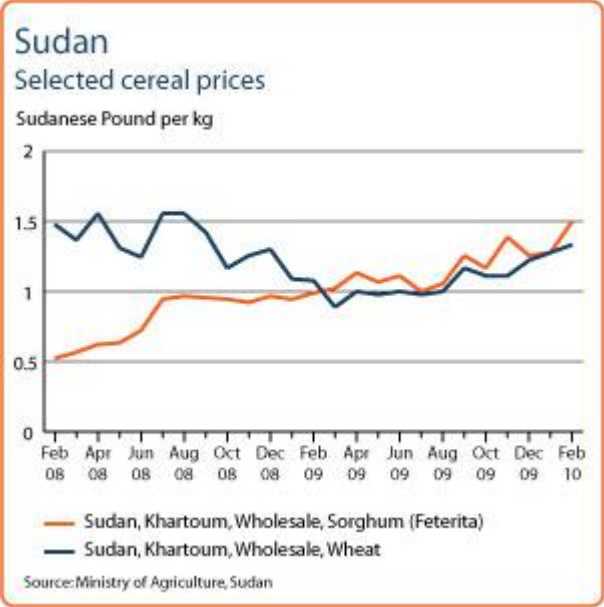
	2004-2008 average	2008	2009 estimate	change 2009/2008
	000 tonnes			percent
Sorghum	4008	4192	2630	-37
Millet	635	630	471	-25
Wheat	556	642	403	-37
Others	89	87	72	-17
Total	5287	5551	3576	-36

Note: percentage change calculated from unrounded data.
Source: FAO/GIEWS Country Cereal Balance Sheets



February 2010 at a record level of SDG 1.5 per kg, compared to SDG 0.99 per kg and SDG 0.52 per kg of the same month in 2009 and 2008, respectively.

Wholesale wheat prices has shown a rising trend since September 2009, reaching a record level of SDG 1.33 per kg in February 2010, compared to the stable value of about SDG 1.1 per kg registered from April to August 2009.



Reference Date: 12-February-2010

FOOD SECURITY SNAPSHOT

- An estimated 6.4 million people require food assistance
- Estimates indicate 2009 poor cereal production
- Sorghum prices at record levels

Adverse weather affected 2009 cereal crop production in Southern and Northern Sudan

In Southern Sudan, harvesting of 2009 main season cereal crops has been completed by mid-December and production is reported to be below average. An FAO/WFP Crop and Food Security Assessment Mission, which visited Southern Sudan at harvesting time, assessed 2009 cereal production at 660 000 tonnes, approximately 38 percent below last year's good output and 10 percent below the average of the previous five years. This poor result is mainly due to a late start of rains in June, followed by a dry spell in July, which led to reduction in planted area, significant amount of re-planting, substantial loss of short-cycle sorghum crop in areas of bimodal rainfall and poor yields in many other parts of the country. Livestock conditions are generally good, but pasture is rapidly deteriorating as a consequence of the poor rainy season. In fact, in pastoralist areas, cattle has started to move from high to low ground in search of pasture one or two months earlier than usual.

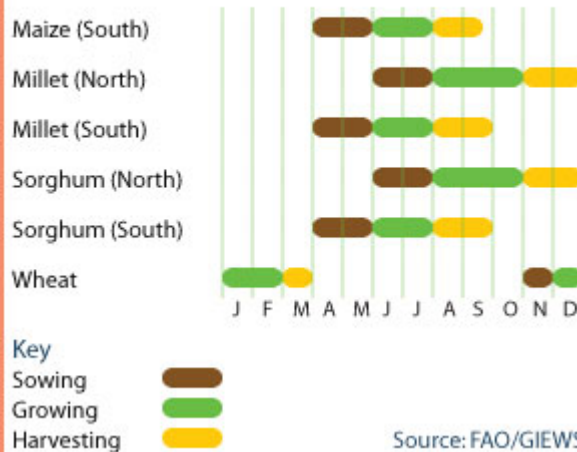
In Northern Sudan, levels of production were assessed by the Ministry of Agriculture with technical assistance from FAO's SIFSIA programme. Cereal production, estimated at slightly above 3 million tonnes. The drop in production was mainly due to poor rainfall distribution in main rainfed producing areas, inadequate rainfall in the highlands of Ethiopia and under-performance of the local irrigation sector.

Overall, aggregate cereal production in Sudan for 2009 is estimated at 3.6 million tonnes, the lowest level recorded since 2004 and is 32 percent below the average of previous five years. This lead to forecast a record cereal import requirements for marketing 2009/10 of almost 2.4 million tonnes that include 1.5 million tonnes of wheat and 750 000 tonnes of sorghum.

About 6.4 million people in need of food assistance

Agricultural production was further hampered by an increase in civil insecurity, with unprecedented levels of cattle raiding, escalating inter-tribal conflicts and occasional incursions by the Ugandan Lord's Resistance Army rebel group. It is reported that the surge in ethnic violence in 2009 caused about 2 500 casualties and forced 350 000 people to flee their homes. The continued conflict in Darfur has raised serious concern for millions of vulnerable people faced already with dire situations. In Southern Sudan an average of 1.8 million people are estimated to be in need of food assistance in 2010. Overall, an estimated 6.4 million people in Sudan are currently in need of food assistance.

Crop calendar Sudan



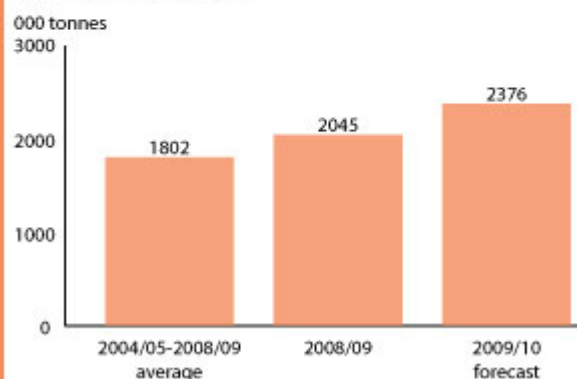
Sudan

Cereal production

	2004-2008 average	2008	2009 forecast	change 2009/2008
	000 tonnes			percent
Sorghum	4008	4192	2630	-37
Millet	635	630	471	-25
Wheat	556	642	403	-37
Others	89	87	72	-17
Total	5287	5551	3576	-36

Note: percentage change calculated from unrounded data.

Total cereal imports

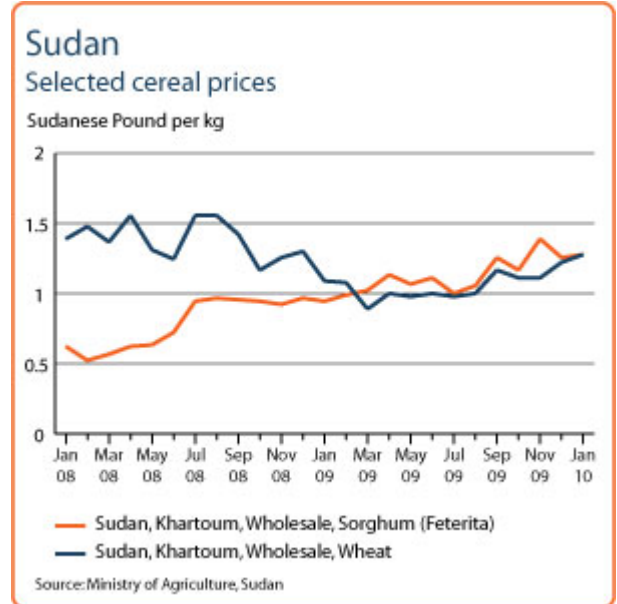


Notes: Total cereal includes rice in milled terms. Split year refers to individual crop marketing years.

Source: FAO/GIEWS Country Cereal Balance Sheets

Sorghum prices starts to decline after registering record levels

In main markets, wholesale prices of sorghum, the main staple crop, have stabilized at high or record levels during the last quarter of 2009. However, since December, sorghum prices started to decline with the arrival on markets of the new production. For instance in Khartoum price of sorghum averaged at SDG 1.26 per kg in December 2009 compared to the peak of SDG 1.39 per kg in November 2009. By contrast, wholesale wheat prices in Khartoum jumped to a record SDG 1.22 per kg in December 2009 compared to the stable value of about SDG 1.1 per kg registered from April to August 2009.



Reference Date: 01-February-2010

FOOD SECURITY SNAPSHOT

- An estimated 5.9 million people require food assistance
- Estimates indicate 2009 poor cereal production
- Sorghum prices at record levels

Adverse weather affected 2009 cereal crop production

In Southern Sudan, harvesting of 2009 main season cereal crops has been completed by mid-December and production is reported to be below average. An FAO/WFP Crop and Food Security Assessment Mission, which visited Southern Sudan at harvesting time, assessed 2009 cereal production at 606 000 tonnes, approximately 38 percent below last year's good output and 10 percent below the average of the previous five years. This poor result is mainly due to a late start of rains in June, followed by a dry spell in July, which led to reduction in planted area, significant amount of re-planting, substantial loss of short-cycle sorghum crop in areas of bimodal rainfall and poor yields in many other parts of the country. Livestock conditions are generally good, but pasture is rapidly deteriorating as a consequence of the poor rainy season. In fact, in pastoralist areas, cattle has started to move from high to low ground in search of pasture one or two months earlier than usual. Production estimates for Northern Sudan are expected to be made available soon following an assessment carried out by the Ministry of Agriculture with technical assistance from FAO's SIFSIA programme.

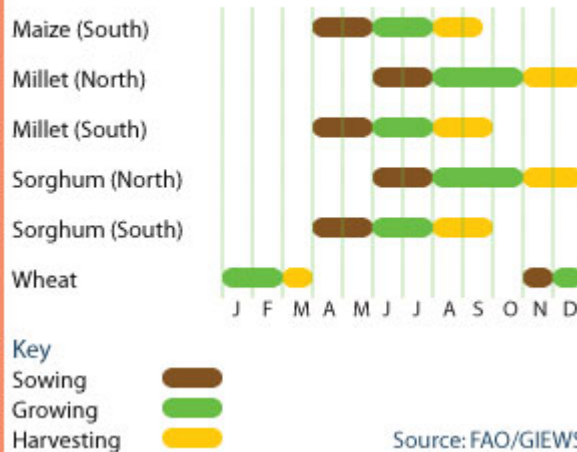
About 5.9 million people in need of food assistance

Agricultural production was further hampered by an increase in civil insecurity, with unprecedented levels of cattle raiding, escalating inter-tribal conflicts and occasional incursions by the Ugandan Lord's Resistance Army rebel group. It is reported that the surge in ethnic violence in 2009 caused about 2 500 casualties and forced 350 000 people to flee their homes. The continued conflict in Darfur has raised serious concern for millions of vulnerable people faced already with dire situations. In Southern Sudan, up to 1.3 million people are estimated to be food insecure. Overall, an estimated 5.9 million people in Sudan are currently in need of food assistance.

Sorghum prices starts to decline after registering record levels

In main markets, wholesale prices of sorghum, the main staple crop, have stabilized around high or record levels during the last quarter of 2009. However, since December, sorghum prices started to decline with the arrival on markets of the new production such as in Khartoum where they passed from record SDG 1.39 per kg in November to SDG 1.26 in December. On the contrary, in December, wholesale wheat prices in Khartoum are at record SDG 1.22 per kg compared to the stable value of about SDG 1.1 per kg registered from April to August 2009.

Crop calendar Sudan



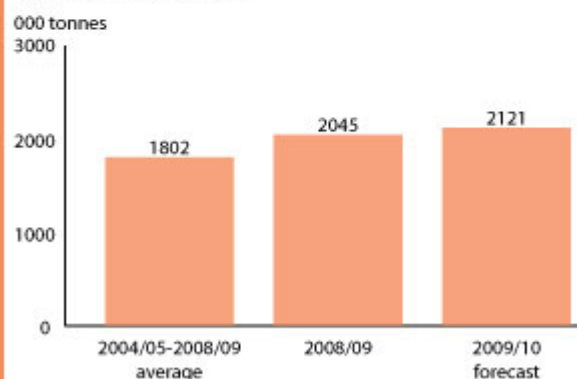
Sudan

Cereal production

	2004-2008 average	2008	2009 forecast	change 2009/2008
	000 tonnes		percent	
Sorghum	4008	4192	2991	-29
Millet	635	630	476	-24
Wheat	556	642	640	0
Others	89	87	87	0
Total	5287	5551	4194	-24

Note: percentage change calculated from unrounded data.

Total cereal imports



Notes: Total cereal includes rice in milled terms. Split year refers to individual crop marketing years.

Source: FAO/GIEWS Country Cereal Balance Sheets

Sudan Selected cereal prices

Sudanese Pound per kg



Source: Ministry of Agriculture, Sudan

Reference Date: 01-June-2009

FOOD SECURITY SNAPSHOT

- An estimated 5.9 million people require food assistance
- Estimates indicate improved wheat harvest of 700 000 tonnes for 2008/09 season
- Early season dryness affecting crop growth in southern Sudan as a result of poor rains

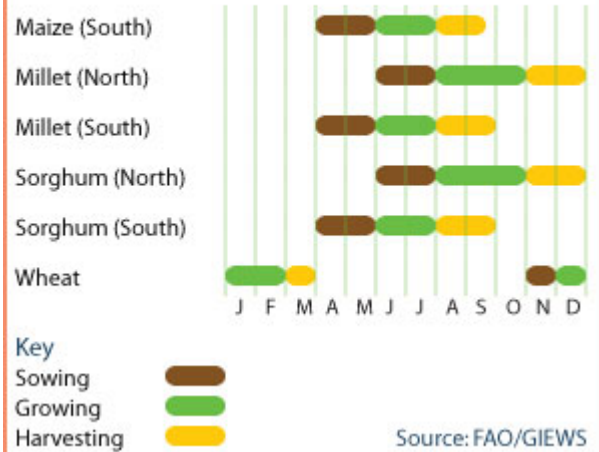
Low rainfall estimates reduce crop production prospects

Despite favourable rainfall forecasts for Southern Sudan for the 2009 main cropping season (March to July), below average rainfall during May is threatening to cause early season dryness. In central and northern Sudan climate forecasts for June through to September indicate normal to below normal rainfall for the main season, lowering crop production prospects. The 2008/09 wheat harvest is almost complete and preliminary estimates point towards a crop of approximately 700 000 tonnes, representing a 19 percent increase compared to 2007/08. Overall, cereal production for 2008/09 is estimated to reach 5.6 million tonnes, 7 percent higher than the 2007/08 crop.

Decreasing wheat prices in urban centres, but cereal prices remain at above average levels

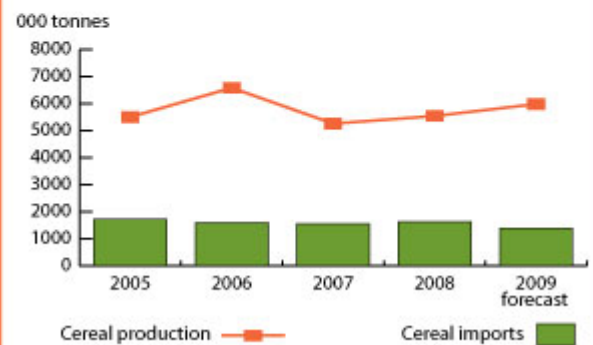
Prices of cereals have since stabilised following the sharp increase in mid-2008. However, prices still remain at above average levels. For instance, sorghum prices in Khartoum averaged SDG 102 per 90kg in April 2009, 82 percent above last year's prices. By contrast, wheat prices in Khartoum have decreased by 36 percent since April 2008, to SDG 90 per 90kg. This decline exhibits a clear correlation to international price movements, on account of Sudan's reliance on imported wheat and also reflects the improved domestic wheat harvest. The government resumed the sale of subsidised sorghum and it is retailed at approximately SDG 65 per 90kg (February 2009), approximately 30 percent below the market price.

Crop calendar Sudan



Cereal production and imports Sudan

Cereal production	2004-2008	2008	2009	change
	average		forecast	
	000 tonnes		percent	
Sorghum	4008	4193	4500	7.3%
Millet	635	630	700	11.1%
Wheat	556	642	700	9%
Other	78	80	87	8.7%
Total Cereals	5277	5545	5987	8%



Source: FAO/GIEWS Country Cereal Balance Sheets

Expulsion of aid agencies hampers food aid distributions

The continued conflict and expulsion of some humanitarian agencies in Darfur have raised serious concern for millions of vulnerable people faced already with dire situations. Potential movements of large number of people into Southern Sudan due to disruptions in humanitarian assistance present a heightened food security threat. Already in Southern Sudan, up to 1.3 million people are expected to be food insecure during 2009. This group is comprised of returnees, the chronically food insecure, and households negatively affected by conflicts, dry spells, and flooding in 2008. In addition, escalating Lords Resistance Army (LRA) attacks since December 2008 have affected the food security of large numbers of people residing in Western Equatoria. Overall, an estimated 5.9 million people in Sudan are currently in need of food assistance.

