



# GIEWS Country Brief

## The Republic of Armenia

Reference Date: 12-February-2025

### FOOD SECURITY SNAPSHOT

- Planting of 2025 winter wheat and barley crops finalized under favourable weather conditions
- Above-average cereal output obtained in 2024
- Wheat import requirements in 2024/25 forecast at above-average level
- Retail prices of wheat remained stable during last quarter of 2024

### Planting of 2025 winter wheat and barley crops finalized under favourable weather conditions

Planting of 2025 winter wheat and barley crops, to be harvested from July 2025 onwards, took place between September to November 2024 under favourable weather conditions. As of mid-January 2025, soil moisture was at near-average levels. According to prevailing weather forecasts, there is high likelihood that above-average precipitation amounts may continue between February and March 2025.

### Above-average cereal output obtained in 2024

Harvesting of 2024 cereal crops finalized last September and output is estimated at 247 000 tonnes, above the five-year average level. The outputs of wheat and barley are estimated at 141 000 tonnes and 75 000 tonnes, respectively.

### Cereal imports in 2024/25 forecast at above-average level

More than half of the domestic needs of cereals are covered by imports, mainly from the Russian Federation. Cereal import requirements in the 2024/25 marketing year (July/June) are forecast at an above-average level of 521 000 tonnes. Wheat imports, which account for most of total cereal purchases, are forecast at an above-average level of 400 000 tonnes.

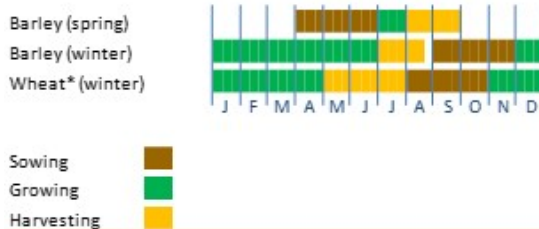
### Prices of wheat flour slightly increased during last quarter of 2024

Retail prices of wheat flour have remained generally stable between November 2023 and September 2024, amid adequate domestic availabilities, then slightly increased during the last quarter of 2024 (latest available data).

### Armenia

Crop Calendar

(\*major foodcrop)



### Armenia

Cereal Production

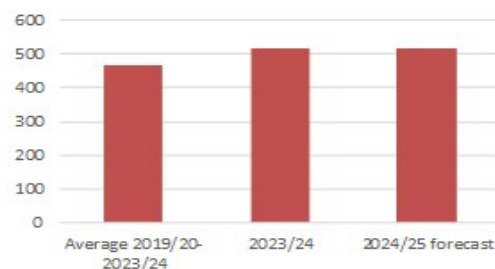
	2019-2023 average	2023	2024 estimate	change 2024/2023
	000 tonnes			percent
Wheat	133	140	141	0.6
Barley	71	90	75	-16.4
Maize	8	8	14	73.8
Others	15	17	17	0.0
<b>Total</b>	<b>227</b>	<b>255</b>	<b>247</b>	<b>-3.2</b>

Note: Percentage change calculated from unrounded data.

### Armenia

Cereals Imports

000 tonnes

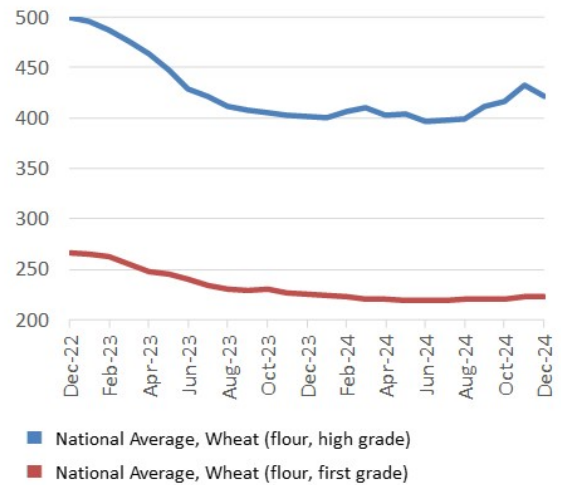


Notes: Includes rice in milled terms. Split years refer to individual crop marketing years (for rice, calendar year of second year shown).

## Armenia

### Retail prices of wheat flour

Armenian dram per kg



*Disclaimer: The designations employed and the presentation of material in this information product do not imply the expression of any opinion whatsoever on the part of FAO concerning the legal status of any country, territory, city or area or of its authorities, or concerning the delimitation of its frontiers or boundaries.*

This brief was prepared using the following data/tools:

FAO/GIEWS Country Cereal Balance Sheet (CCBS) <https://www.fao.org/giews/data-tools/en/>.

FAO/GIEWS Food Price Monitoring and Analysis (FPMA) Tool <https://fpma.fao.org/>.

FAO/GIEWS Earth Observation for Crop Monitoring <https://www.fao.org/giews/earthobservation/>.

Integrated Food Security Phase Classification (IPC) <https://www.ipcinfo.org/>.



# GIEWS Country Brief Armenia

Reference Date: 21-December-2022

## FOOD SECURITY SNAPSHOT

- Drier-than-average weather conditions forecast in coming months
- Slightly below-average cereal output estimated in 2022
- Cereal imports in 2022/23 forecast slightly above-average level
- Prices of wheat flour higher than a year before

### Drier-than-average weather conditions forecast in coming months

Planting of the 2023 winter crops, mainly wheat, to be harvested from July next year, took place between September and November 2022 under drier-than-average weather conditions. As of early December, soil moisture levels were below average, particularly in western regions. According to prevailing weather forecasts, there is a high likelihood of below-average cumulative precipitation levels between December 2022 and February 2023 that may hinder crop establishment and development.

### Slightly below-average cereal output estimated in 2022

Harvesting of the 2022 cereal crops finalized in September 2022 and the output is estimated at 233 000 tonnes, 5 percent below the five-year average level. The outputs of wheat and barley are estimated at 130 000 tonnes and 70 000 tonnes, respectively. These volumes are well above the low outputs harvested in 2021, but still slightly below the average levels due to a gradual reduction in planted area, as farmers prefer to cultivate crops that are more profitable.

### Cereal imports in 2022/23 forecast slightly above-average level

More than half of the domestic needs of cereals are covered by imports, mainly from the Russian Federation. Cereal import requirements in the 2022/23 marketing year (July/June) are forecast at 398 000 tonnes, slightly above the average level. Wheat imports, which account for most of the total cereal purchases, are forecast at an above-average level of 350 000 tonnes, on account of the below-average output obtained in 2022.

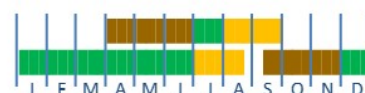
## Armenia

Crop Calendar

(\*major foodcrop)

Cereals (spring)

Cereals\* (winter)



Sowing

Growing

Harvesting

Source: FAO/GIEWS.

## Armenia

### Cereal Production

	2017-2021 average	2021	2022 estimate	change 2022/2021
	000 tonnes			percent
Wheat	141	97	130	33.8
Barley	83	38	70	86.6
Cereals NES	8	8	8	0.0
Others	12	11	25	140.5
<b>Total</b>	<b>244</b>	<b>153</b>	<b>233</b>	<b>52.3</b>

Note: Percentage change calculated from unrounded data.

Source: FAO/GIEWS Country Cereal Balance Sheet.

## Prices of wheat flour higher than a year before

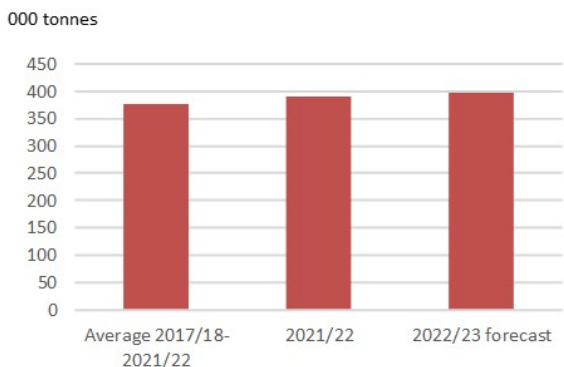
Domestic prices of wheat flour showed an increasing trend since mid-2021 until June 2022. Prices remained overall stable afterwards, amid the introduction of a six-month ban on wheat exports to countries outside the Eurasian Economic Union (EAEU) on 26 May 2022. Last November, prices were about 10 percent above their year-earlier levels, due to increases in costs of production and transport.

Prices of potatoes, another important staple food, reached very high levels in mid-2022 with seasonal trends exacerbated by a surge in demand, amid high prices of other staples and reduced domestic supplies, due to large exports. Prices decreased sharply between June and September 2022, following the harvest of the new tubers. In October and November, they seasonally increased and reached levels similar to those recorded a year before.

*Disclaimer: The designations employed and the presentation of material in this information product do not imply the expression of any opinion whatsoever on the part of FAO concerning the legal status of any country, territory, city or area or of its authorities, or concerning the delimitation of its frontiers or boundaries.*

## Armenia

### Cereals Imports

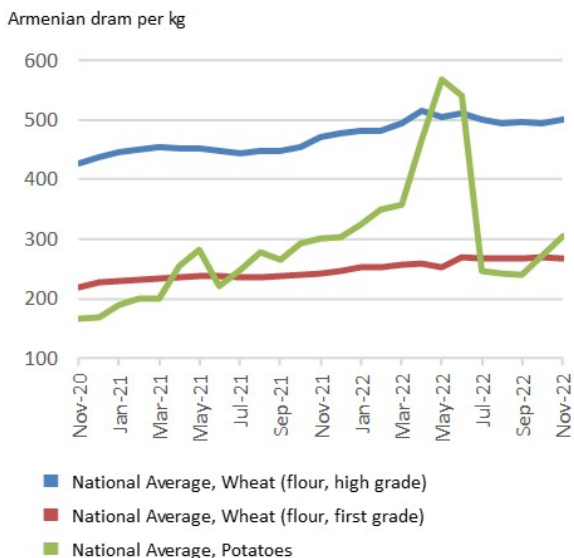


Notes: Includes rice in milled terms. Split year refers to individual crop marketing years (for rice, calendar year of second year shown).

Source: FAO/GIEWS Country Cereal Balance Sheets.

## Armenia

### Selected retail food prices



Source: FAO/GIEWS Food Price Monitoring and Analysis Tool.



# GIEWS Country Brief Armenia

Reference Date: 05-May-2022

## FOOD SECURITY SNAPSHOT

- Favourable weather conditions for 2022 winter crops
- Below-average cereal output obtained in 2021
- Cereal imports in 2021/22 forecast at near-average level
- Prices of wheat flour increased since October 2021 and in March, were higher than a year before

## Overall favourable weather conditions for 2022 winter crops

Planting of the 2022 winter crops, mainly wheat, to be harvested from July, took place between September and November 2021. Although soil moisture levels were below average at sowing time, weather conditions improved from December 2021 onwards and, according to satellite-based imagery, vegetation conditions were near-average in most crop lands as at the first dekad of April 2022. However, crop production will depend on precipitation amounts during the remainder of the season until harvesting.

Planting of 2022 spring cereals, mainly barley, to be harvested in August and September, is ongoing under overall favourable weather conditions.

## Below-average cereal output obtained in 2021

Harvesting of the 2021 cereal crops, mainly wheat, finalized last September and the output is estimated at 154 000 tonnes, well below the five-year average level. Below-average precipitation amounts and warmer-than-average temperatures since May 2021, negatively affected vegetation conditions across the country, particularly in parts of the western provinces of Armavir and Aragatsotn, where on average about 20 percent of the annual wheat output is produced. The unfavourable weather conditions, coupled with reduced availability of irrigation water, had a negative impact on yields of cereals.

Production of wheat in 2021 is officially set at 97 000 tonnes, about 50 percent below the average level due to a gradual reduction in planted area, that almost halved since 2015 as farmers switched to more profitable crops, coupled with adverse weather conditions. Similarly, the output of barley is officially estimated at a well below-average level of 38 000 tonnes.

## Armenia

Crop Calendar

(\*major foodcrop)

Cereals (spring)

Cereals\* (winter)



Sowing

Growing

Harvesting

Source: FAO/GIEWS.

## Armenia

### Cereal Production

	2016-2020	2020	2021	change
	average			2021/2020
000 tonnes				
				percent
Wheat	192	132	97	-26.5
Barley	114	90	38	-57.8
Maize	10	6	6	-5.7
Others	14	15	13	-8.1
<b>Total</b>	<b>330</b>	<b>243</b>	<b>154</b>	<b>-36.4</b>

Note: Percentage change calculated from unrounded data.

Source: FAO/GIEWS Country Cereal Balance Sheet.

## Cereal imports in 2021/22 forecast at near-average level

Cereal imports in the 2021/22 marketing year (July/June), mostly wheat, are forecast at a near-average level of 346 000 tonnes. The country imports wheat almost entirely from the Russian Federation that introduced a ban on cereals exports to Armenia, Kazakhstan and Kyrgyzstan from 15 March to 30 June 2022 ([FPMA Policy](#)). During the first seven months of the marketing year, the country has imported about 230 000 tonnes of wheat and some minor additional quantities are estimated to have been purchased before the implementation of the ban by the Russian Federation. The volume of imports during the remainder of the marketing year will most likely depend on the availability of wheat from other origins. In addition, a number of neighbouring countries have recently introduced cereals export regulations following the outbreak of the conflict in Ukraine ([FPMA Policies](#)), with a negative impact on the availability of regional exportable supplies of wheat.

## Prices of wheat flour increased since October 2021 and in March, were higher than a year before

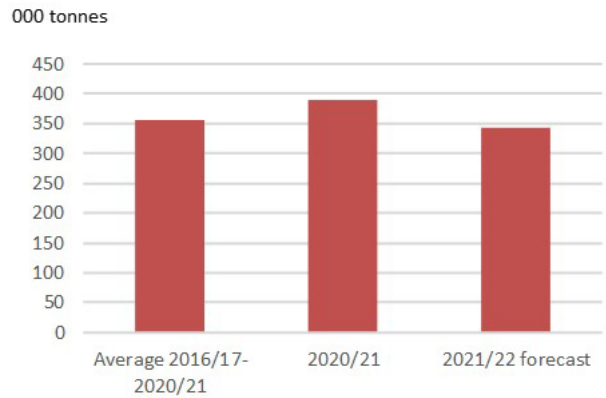
Domestic prices of wheat flour have steadily increased since October 2021. In March, prices were about 10 percent above their levels a year before reflecting the high export quotations from the Russian Federation and supported by the depreciation of the national currency.

Prices of potatoes, another important staple food, have been seasonally increasing since September 2021 and in March, they were well above their year-earlier levels due to the harvest of a year-on-year lower output. Production of potatoes in 2021 declined by about 15 percent compared to a year before, mainly on account of low yields. In addition, sowings decreased by 2 percent.

*Disclaimer: The designations employed and the presentation of material in this information product do not imply the expression of any opinion whatsoever on the part of FAO concerning the legal status of any country, territory, city or area or of its authorities, or concerning the delimitation of its frontiers or boundaries.*

## Armenia

### Cereals Imports

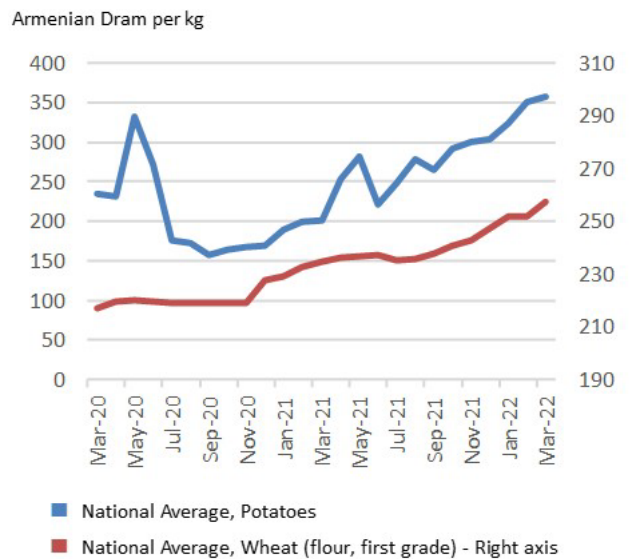


Notes: Includes rice in milled terms. Split year refers to individual crop marketing years (for rice, calendar year of second year shown).

Source: FAO/GIEWS Country Cereal Balance Sheets.

## Armenia

### Selected retail food prices



Source: FAO/GIEWS Food Price Monitoring and Analysis Tool.



# GLEWS Country Brief Armenia

Reference Date: 19-July-2021

## FOOD SECURITY SNAPSHOT

- **Below-average cereal output forecast in 2021**
- **Cereal import requirements in 2021/22 forecast at above-average level**
- **Prices of wheat flour increased slightly in recent months and are higher than year before**

## Below-average cereal output forecast in 2021

Harvesting of the 2021 winter crops, mainly wheat, is ongoing, while planting of the 2021 spring crops, mostly barley, finalized in June and harvesting is expected to begin in August. Below-average precipitation amounts and warmer-than-average temperatures since May negatively affected vegetation conditions in the country, particularly in parts of the western provinces of Armavir and Aragatsotn, where on average about 20 percent of the annual wheat output is produced. These unfavourable weather conditions, coupled with reduced availability of irrigation water, will likely have a negative impact on cereals yields.

As a result, the 2021 total cereal output is forecast at about 208 000 tonnes, about 30 percent below the average level. Production of wheat is expected at about 120 000 tonnes, well below the five-year average. This is due to a gradual reduction in planted area that almost halved since 2015, as farmers switched to more profitable crops, coupled with the adverse weather conditions. Similarly, the output of barley is forecast at a below-average level of 70 000 tonnes.

## Cereal import requirements in 2021/22 forecast at above-average level

Cereal import requirements in the 2021/22 marketing year (July/June) are forecast at 426 000 tonnes, about 20 percent above the five-year average volume. Wheat import requirements, which account for most of the total cereal purchases, are forecast at an above-average level of 380 000 tonnes on account of the low outputs obtained in the last two years and the reduced production forecast in 2021.

On 16 June 2021, in an effort to ensure adequate domestic availabilities and contain price increases, the Board of the Eurasian Economic Commission introduced a temporary ban on buckwheat exports from Armenia, Belarus and Kyrgyzstan to countries outside the Eurasian Economic Union (EAEU). The measure will expire on 31 August 2021 ([see FPMA Policy](#)).

## Armenia

Crop Calendar

(\*major foodcrop)

Cereals (spring)

Cereals\* (winter)



Sowing

Growing

Harvesting

Source: FAO/GIEWS.

## Armenia

### Cereal Production

	2016-2020 average	2020	2021 forecast	change 2021/2020
	000 tonnes			percent
Wheat	192	132	120	-9.0
Barley	114	90	70	-22.2
Maize	10	6	5	-21.4
Others	14	15	13	-11.6
<b>Total</b>	<b>330</b>	<b>243</b>	<b>208</b>	<b>-14.4</b>

Note: percentage change calculated from unrounded data.

Source: FAO/GIEWS Country Cereal Balance Sheet.

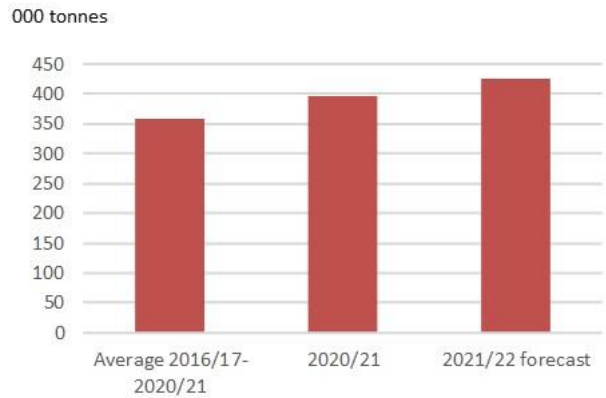
## Prices of wheat flour increased slightly in recent months and are higher than year before

Domestic prices of first grade wheat flour have been moderately increasing since December 2020. In June 2021, prices were about 8 percent above their levels a year before due to high export quotations from the Russian Federation, the country's key wheat supplier, and supported by the slight depreciation of the national currency.

Prices of potatoes, another important staple food, seasonally increased between September 2020 and May 2021, and declined sharply in June, as harvesting of short cycle potatoes started in the country and increased market supplies.

## Armenia

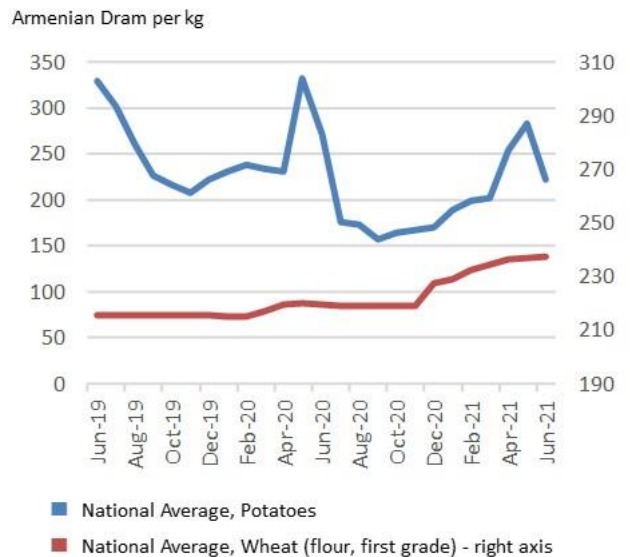
### Cereals Imports



Note: Includes rice in milled terms. Split year refers to individual crop marketing years (for rice, calendar year of second year shown).  
Source: FAO/GIEWS Country Cereal Balance Sheets.

## Armenia

### Selected retail food prices



*Disclaimer: The designations employed and the presentation of material in this information product do not imply the expression of any opinion whatsoever on the part of FAO concerning the legal status of any country, territory, city or area or of its authorities, or concerning the delimitation of its frontiers or boundaries.*

Source: FAO/GIEWS Food Price Monitoring and Analysis Tool.



# GIEWS Country Brief Armenia

Reference Date: 31-March-2021

## FOOD SECURITY SNAPSHOT

- Favourable weather conditions for 2021 winter crops
- Well below-average cereal production obtained in 2020
- Cereal import requirements in 2020/21 forecast at above-average level
- Prices of wheat flour and potatoes increased slightly in recent months

### Favourable weather conditions for 2021 winter crops

Planting of the 2021 winter crops, mainly wheat, to be harvested from July, finalized last October under overall favourable weather conditions. According to satellite-based imagery, cumulative precipitation amounts have been near average in most crop lands since the beginning of the season, benefitting soil moisture and improving production prospects for winter cereals.

Planting of the 2021 coarse grains, to be harvested in August and September, is expected to begin in April.

### Well below-average cereal production obtained in 2020

Harvesting of the 2020 cereal crops finalized last September and the aggregate output is estimated at about 243 000 tonnes, well below the five-year average. The 2020 production of wheat is officially set at 132 000 tonnes, 44 percent below the average level, mainly due to a gradual reduction in planted area that almost halved since 2015 as farmers switched to more profitable crops. In addition, scarce precipitation during the season negatively affected yields in parts of the key wheat producing central Gegharkunik Province and in the minor producing northern Tavush Province. Similarly, the output of barley is officially estimated at a below-average level of 88 000 tonnes, mostly due to reduced plantings.

### Cereal import requirements in 2020/21 forecast at above-average level

Cereal import requirements in the 2020/21 marketing year (July/June) are forecast at 396 000 tonnes, 25 percent above the five-year average volume. Wheat imports, which account for most of the total cereal purchases, are forecast at an above-average level of 350 000 tonnes, on account of the low outputs obtained in the last two years.

## Armenia

Crop Calendar

(\*major foodcrop)

Coarse Grains  
Grains\* (Winter)



Sowing  
Growing  
Harvesting

Source: FAO/GIEWS.

## Armenia

### Cereal Production

	2015-2019 average	2019	2020 estimate	change 2020/2019
	000 tonnes			percent
Wheat	238	113	132	17.1
Barley	134	68	90	31.7
Maize	13	5	6	34.8
Others	14	12	15	23.9
<b>Total</b>	<b>399</b>	<b>197</b>	<b>243</b>	<b>23.0</b>

Note: percentage change calculated from unrounded data.

Source: FAO/GIEWS Country Cereal Balance Sheet.

## Prices of wheat flour and potatoes increased slightly in recent months

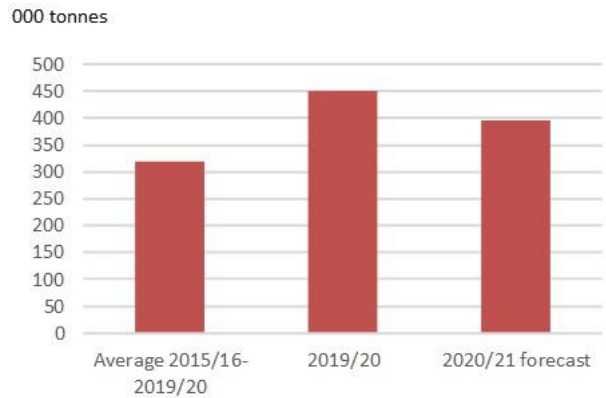
Domestic prices of first grade wheat flour increased in March and April 2020 mainly due to an uptick in consumer demand at the beginning of the COVID-19 pandemic. Prices remained overall stable between May and November and slightly increased from December onwards. In February 2021, prices were about 8 percent above their levels a year before due to the weak local currency and high export quotations from the Russian Federation, the country's key wheat supplier.

Prices of potatoes, another staple food, seasonally increased in May 2020, with further upward pressure exerted by strong demand from consumers, fearing supply shortages due to the pandemic. Prices then sharply decreased until September, with the arrival to the markets of the newly harvested tubers and a slowdown in demand. Prices increased slightly between October 2020 and February 2021, in line with seasonal trends, and reached levels about 15 percent below those 12 months before following the harvest of a year-on-year larger output.

*Disclaimer: The designations employed and the presentation of material in this information product do not imply the expression of any opinion whatsoever on the part of FAO concerning the legal status of any country, territory, city or area or of its authorities, or concerning the delimitation of its frontiers or boundaries.*

## Armenia

### Cereals Imports

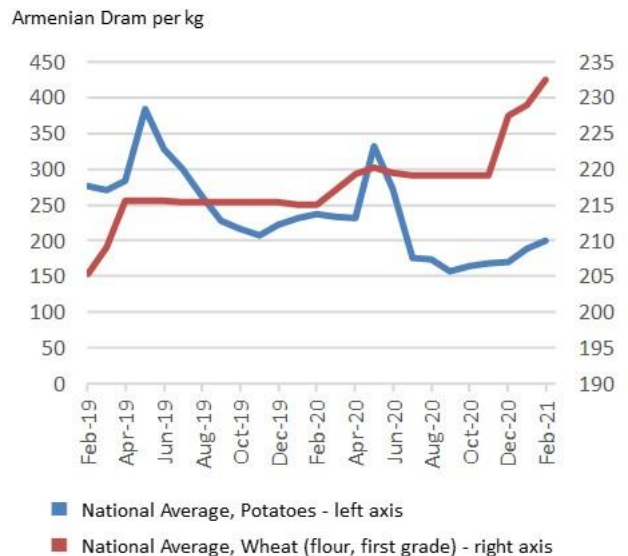


Note: Includes rice in milled terms. Split year refers to individual crop marketing years (for rice, calendar year of second year shown).

Source: FAO/GIEWS Country Cereal Balance Sheets.

## Armenia

### Selected retail food prices



Source: FAO/GIEWS Food Price Monitoring and Analysis Tool.



# GIEWS Country Brief Armenia

Reference Date: 03-November-2020

## FOOD SECURITY SNAPSHOT

- Well below-average cereal production obtained in 2020
- Cereal import requirements in 2020/21 forecast at above-average level
- Prices of wheat flour remained stable in recent months, while prices of potatoes declined due to weak demand

## Well below-average cereal production obtained in 2020

Harvesting of the 2020 cereal crops finalized in September and the aggregate output is estimated at about 246 000 tonnes, well below the five-year average. The 2020 production of wheat is set at 140 000 tonnes, about 60 percent below average, mainly due to a gradual reduction in planted area, that almost halved since 2015, as farmers switched to more profitable crops. In addition, scarce precipitation during the season negatively affected yields in parts of the main wheat producing northwestern Shirak Province. Similarly, the output of barley is estimated at a below-average level of 88 000 tonnes, mostly due to reduced plantings.

Planting of the 2021 winter crops, mainly wheat, to be harvested from July next year, finalized in October under overall favourable weather conditions.

## Cereal import requirements in 2020/21 forecast at above-average level

Cereal import requirements in the 2020/21 marketing year (July/June) are forecast at 346 000 tonnes, 10 percent above the five-year average volume. Wheat imports, which account for most of the total cereal purchases, are forecast at an above-average level of 300 000 tonnes, on account of the low output obtained in 2020.

## Prices of wheat flour remained stable in recent months, while prices of potatoes declined due to weak demand

Domestic prices of first grade wheat flour, after increasing in March and April 2020 mainly due to an uptick in consumer demand amid the COVID-19 pandemic, remained overall stable

## Armenia

Crop Calendar

(\*major foodcrop)

Coarse Grains  
Grains\* (Winter)



Sowing  
Growing  
Harvesting

Source: FAO/GIEWS.

## Armenia

### Cereal Production

	2015-2019 average	2019	2020 estimate	change 2020/2019
	000 tonnes			percent
Wheat	238	113	140	24.3
Barley	134	68	88	28.8
Maize	13	5	5	6.0
Others	14	12	13	9.6
<b>Total</b>	<b>399</b>	<b>197</b>	<b>246</b>	<b>24.5</b>

Note: percentage change calculated from unrounded data.

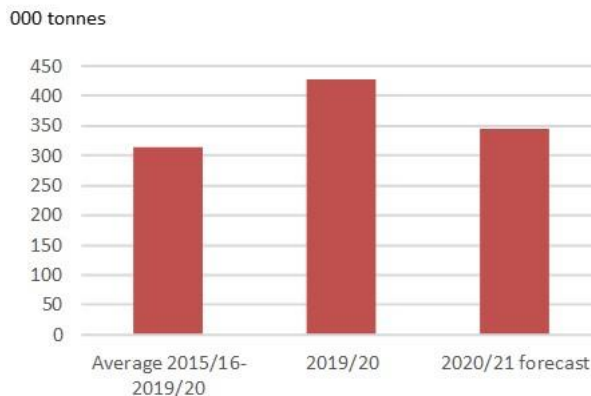
Source: FAO/GIEWS Country Cereal Balance Sheet.

in the following five months and, in September, they were near their levels a year before.

Prices of potatoes, another staple food, sharply decreased between May and September 2020, with the arrival to the markets of the recently harvested tubers and weak demand from consumers, reaching levels about 30 percent below those in September 2019.

## Armenia

### Cereals Imports

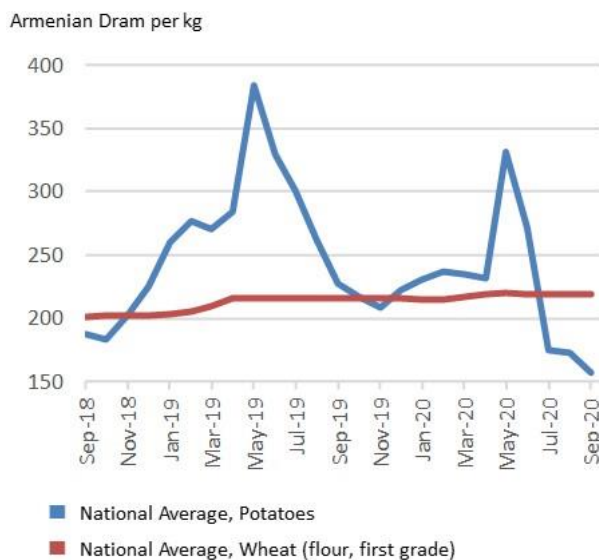


Note: Includes rice in milled terms. Split year refers to individual crop marketing years (for rice, calendar year of second year shown).

Source: FAO/GIEWS Country Cereal Balance Sheets.

## Armenia

### Selected retail food prices



*Disclaimer: The designations employed and the presentation of material in this information product do not imply the expression of any opinion whatsoever on the part of FAO concerning the legal status of any country, territory, city or area or of its authorities, or concerning the delimitation of its frontiers or boundaries.*

Source: FAO/GIEWS Food Price Monitoring and Analysis Tool.



# GIEWS Country Brief Armenia

Reference Date: 13-July-2020

## FOOD SECURITY SNAPSHOT

- Below-average wheat production expected in 2020
- Cereal import requirements in 2020/21 forecast at above-average level
- Prices of wheat flour increased slightly in recent months

## Below-average wheat production expected in 2020

Harvesting of the 2020 wheat crop is underway and is expected to finalize by late September. Scarce precipitation during the season resulted in below-average vegetation conditions in parts of the main wheat producing northwestern Shirak Province, negatively affecting yields. The 2020 production of wheat is forecast at 140 000 tonnes, about 60 percent below the average level, mainly due to a gradual reduction in planted area, that halved since 2015, as farmers switched to more profitable crops.

Planting of the 2020 coarse grains was completed in June under favourable weather conditions and crops are expected to be harvested from August.

In order to increase domestic production of wheat and reduce the country's import dependency, on 2 July 2020, the Government approved a [State support programme](#) to bolster wheat yields by easing farmers' access to high-quality seeds.

## Cereal import requirements in 2020/21 forecast at above-average level

Cereal import requirements in the 2020/21 marketing year (July/June) are forecast at 346 000 tonnes, 10 percent above the five-year average volume. Wheat imports, which account for most of the total cereal purchases, are forecast at an above-average level of 300 000 tonnes, on account of the low output expected in 2020.

## Prices of wheat flour increased slightly in recent months

Domestic prices of first grade wheat flour and bread increased slightly between April and June 2020, reaching levels about 5 percent above those a year before.

## Armenia

Crop Calendar

(\*major foodcrop)

Coarse Grains

Wheat\* (Winter)



Sowing

Growing

Harvesting

Source: FAO/GIEWS.

## Armenia

### Cereal Production

	2015-2019 average	2019	2020 forecast	change 2020/2019
	000 tonnes			percent
Wheat	238	113	140	24.3
Barley	134	68	88	28.8
Maize	13	5	5	6.0
Others	14	12	13	9.6
<b>Total</b>	<b>399</b>	<b>197</b>	<b>246</b>	<b>24.5</b>

Note: percentage change calculated from unrounded data.

Source: FAO/GIEWS Country Cereal Balance Sheet.

Prices of potatoes, another staple food, seasonally increased in May and decreased in June 2020, with the beginning of the new harvest, to levels below those in the corresponding month in 2019.

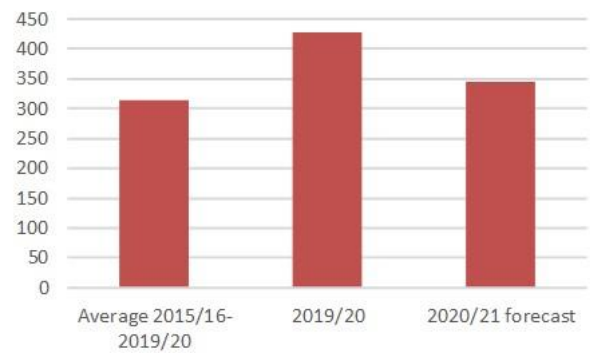
### COVID-19 and measures adopted by the Government

On 26 March 2020, the Government announced a number of [measures](#) aimed at mitigating the impact of COVID-19 on the economy of the country and supporting the vulnerable households. The measures include assistance to vulnerable families through the delivery of essential products, including food and individual protection kits as well as policies for the mitigation of the risks associated with the pandemic over agricultural businesses.

## Armenia

### Cereals Imports

000 tonnes



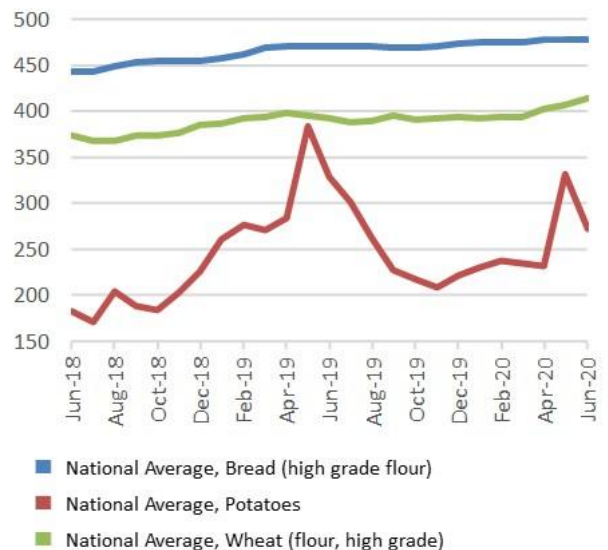
Note: Includes rice in milled terms. Split year refers to individual crop marketing years (for rice, calendar year of second year shown).

Source: FAO/GIEWS Country Cereal Balance Sheets.

## Armenia

### Selected retail food prices

Armenian Dram per kg



Source: FAO/GIEWS Food Price Monitoring and Analysis Tool.

*Disclaimer: The designations employed and the presentation of material in this information product do not imply the expression of any opinion whatsoever on the part of FAO concerning the legal status of any country, territory, city or area or of its authorities, or concerning the delimitation of its frontiers or boundaries.*



## GIEWS Country Brief Armenia

Reference Date: 14-April-2020

### FOOD SECURITY SNAPSHOT

- Overall favourable conditions of 2020 crops
- Below-average cereal production obtained in 2019
- Cereal import requirements in 2019/20 forecast at well above-average level
- Prices of wheat flour remained stable in February

### Overall favourable conditions of 2020 crops

The 2020 winter cereals, mainly wheat, are expected to be harvested from May and overall crop conditions are favourable. In the northern main wheat-growing province of Shirak, precipitation amounts were slightly below-average in October and November 2019. However, precipitation levels improved in early 2020 benefitting soil moisture and, as of early April, remote sensing data showed close-to-average vegetation conditions in most cropping areas.

Planting of the 2020 spring cereals has just started in April under generally favourable weather conditions and crops are expected to be harvested from August.

### Below-average cereal production obtained in 2019

Aggregate production of cereals (mainly wheat and barley) in 2019 is estimated at 197 000 tonnes, well below the five-year average level, mainly on account of a gradual decrease in area planted. Aggregate plantings of cereals have contracted by about 30 percent since 2015, mainly due to farmers switching to more profitable crops. In addition, unfavourable weather conditions in the key wheat-producing province of Shirak negatively affected yields of wheat, output of which is officially set at 113 000 tonnes, more than 50 percent below the five-year average value. Barley output in 2019 is also estimated well below the average level, at 68 000 tonnes.

### Cereal import requirements in 2019/20 forecast at well above-average level

Cereal import requirements in the 2019/20 marketing year (July/June) are forecast at 426 000 tonnes, well above the five-year average volume as a result of the sharp decrease in domestic production. Wheat imports, which account for most of the total cereal purchases, are forecast at 380 000 tonnes, well above the five-year average level.

### Armenia

Crop Calendar

(\*major foodcrop)

Coarse Grains

Wheat (Winter)\*



Sowing

Growing

Harvesting

Source: FAO/GIEWS.

### Armenia

#### Cereal Production

	2014-2018 average	2018	2019 estimate	change 2019/2018
	000 tonnes			percent
Wheat	283	187	113	-39.9
Barley	158	124	68	-45.0
Maize	16	8	5	-38.0
Others	15	13	12	-11.5
<b>Total</b>	<b>473</b>	<b>332</b>	<b>197</b>	<b>-40.6</b>

Note: percentage change calculated from unrounded data.

Source: FAO/GIEWS Country Cereal Balance Sheet.

## Prices of wheat flour remained stable in February

Domestic prices of wheat flour and bread remained stable or increased marginally since April 2019 and, in February 2020, they were about 5 percent above their levels a year before.

Prices of potatoes, another staple food, seasonally increased in February 2020, but remained well below their levels in the corresponding month in 2019.

### COVID-19 and measures adopted by the Government

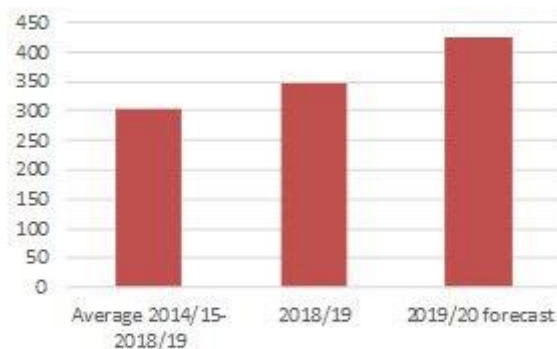
On 26 March 2020, the Government [announced](#) a number of measures aimed at mitigating the impact of COVID-19 on the economy of the country and supporting vulnerable households. The measures include assistance to vulnerable families through the delivery of essential products, including food and individual protection kits as well as policies for the mitigation of the risks associated with the pandemic over agricultural businesses.

*Disclaimer: The designations employed and the presentation of material in this information product do not imply the expression of any opinion whatsoever on the part of FAO concerning the legal status of any country, territory, city or area or of its authorities, or concerning the delimitation of its frontiers or boundaries.*

## Armenia

### Cereals Imports

000 tonnes



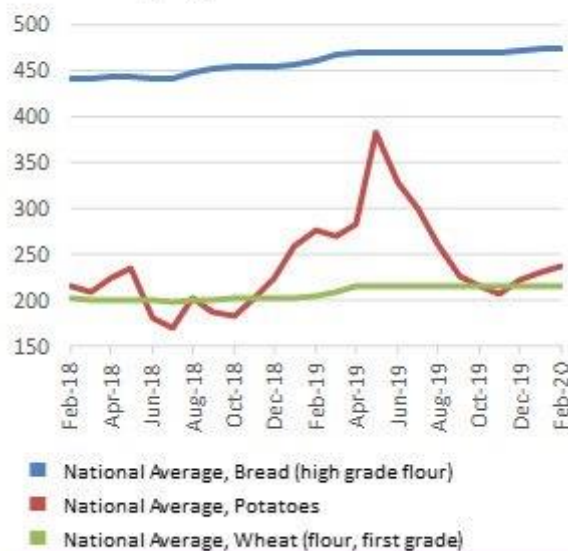
Note: Includes rice in milled terms. Split year refers to individual crop marketing years (for rice, calendar year of second year shown).

Source: FAO/GIEWS Country Cereal Balance Sheets.

## Armenia

### Selected retail food prices

Armenian Dram per kg



Source: FAO/GIEWS Food Price Monitoring and Analysis Tool.



## GIEWS Country Brief Armenia

Reference Date: 14-April-2020

### FOOD SECURITY SNAPSHOT

- Overall favourable conditions of 2020 crops
- Below-average cereal production obtained in 2019
- Cereal import requirements in 2019/20 forecast at well above-average level
- Prices of wheat flour remained stable in February

### Overall favourable conditions of 2020 crops

The 2020 winter cereals, mainly wheat, are expected to be harvested from May and overall crop conditions are favourable. In the northern main wheat-growing province of Shirak, precipitation amounts were slightly below-average in October and November 2019. However, precipitation levels improved in early 2020 benefitting soil moisture and, as of early April, remote sensing data showed close-to-average vegetation conditions in most cropping areas.

Planting of the 2020 spring cereals has just started in April under generally favourable weather conditions and crops are expected to be harvested from August.

### Below-average cereal production obtained in 2019

Aggregate production of cereals (mainly wheat and barley) in 2019 is estimated at 197 000 tonnes, well below the five-year average level, mainly on account of a gradual decrease in area planted. Aggregate plantings of cereals have contracted by about 30 percent since 2015, mainly due to farmers switching to more profitable crops. In addition, unfavourable weather conditions in the key wheat-producing province of Shirak negatively affected yields of wheat, output of which is officially set at 113 000 tonnes, more than 50 percent below the five-year average value. Barley output in 2019 is also estimated well below the average level, at 68 000 tonnes.

### Cereal import requirements in 2019/20 forecast at well above-average level

Cereal import requirements in the 2019/20 marketing year (July/June) are forecast at 426 000 tonnes, well above the five-year average volume as a result of the sharp decrease in domestic production. Wheat imports, which account for most of the total cereal purchases, are forecast at 380 000 tonnes, well above the five-year average level.

### Armenia

Crop Calendar

(\*major foodcrop)

Coarse Grains

Wheat (Winter)\*



Sowing

Growing

Harvesting

Source: FAO/GIEWS.

### Armenia

#### Cereal Production

	2014-2018 average	2018	2019 estimate	change 2019/2018
	000 tonnes			percent
Wheat	283	187	113	-39.9
Barley	158	124	68	-45.0
Maize	16	8	5	-38.0
Others	15	13	12	-11.5
<b>Total</b>	<b>473</b>	<b>332</b>	<b>197</b>	<b>-40.6</b>

Note: percentage change calculated from unrounded data.

Source: FAO/GIEWS Country Cereal Balance Sheet.

## Prices of wheat flour remained stable in February

Domestic prices of wheat flour and bread remained stable or increased marginally since April 2019 and, in February 2020, they were about 5 percent above their levels a year before.

Prices of potatoes, another staple food, seasonally increased in February 2020, but remained well below their levels in the corresponding month in 2019.

### COVID-19 and measures adopted by the Government

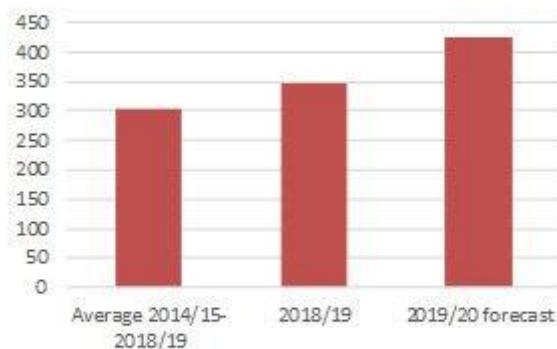
On 26 March 2020, the Government [announced](#) a number of measures aimed at mitigating the impact of COVID-19 on the economy of the country and supporting vulnerable households. The measures include assistance to vulnerable families through the delivery of essential products, including food and individual protection kits as well as policies for the mitigation of the risks associated with the pandemic over agricultural businesses.

*Disclaimer: The designations employed and the presentation of material in this information product do not imply the expression of any opinion whatsoever on the part of FAO concerning the legal status of any country, territory, city or area or of its authorities, or concerning the delimitation of its frontiers or boundaries.*

## Armenia

### Cereals Imports

000 tonnes



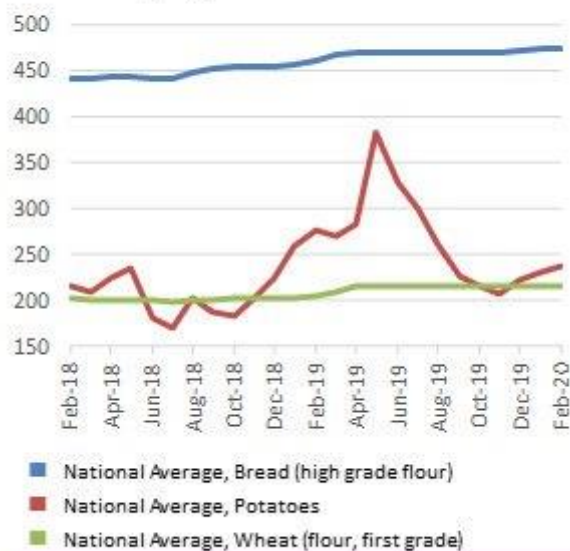
Note: Includes rice in milled terms. Split year refers to individual crop marketing years (for rice, calendar year of second year shown).

Source: FAO/GIEWS Country Cereal Balance Sheets.

## Armenia

### Selected retail food prices

Armenian Dram per kg



Source: FAO/GIEWS Food Price Monitoring and Analysis Tool.



## GIEWS Country Brief Armenia

Reference Date: 05-November-2018

### FOOD SECURITY SNAPSHOT

- Cereal production in 2018 estimated well below five-year average
- Cereal imports expected to increase in 2018/19 marketing year (July/June)
- Prices of wheat flour stable in October

### Cereal production in 2018 estimated well below five-year average

Harvesting of the 2018 cereal crops (mainly wheat and barley) finalized by the end of September under favourable weather conditions.

Aggregate production of cereals in 2018 is estimated at 271 000 tonnes, a ten-year low due to the progressive reduction of planted area of wheat and barley crops. Total cereals planted area was reduced by about 35 percent during the last two years and is estimated in 2018 at about 124 000 hectares.

As a result, production of wheat and barley in 2018 is estimated at well below average levels of 160 000 and 7 000 tonnes, respectively.

Sowing of the 2019 wheat crop just finalized under generally favourable weather conditions.

### Cereal imports expected to increase in 2018/19 marketing year (July/June)

Cereal import requirements in the 2018/19 marketing year (July/June) are forecast at 326 000 tonnes, close to the five-year average but well above the previous year's level. As a result of the last two years' sharp decrease in production, wheat imports, which account for the majority of total cereal purchases, are forecast above the five-year average level, at 300 000 tonnes.

### Prices of wheat flour stable in October

Domestic prices of wheat flour and bread were virtually unchanged in October compared to the previous month and they were generally close to their values of a year earlier.

Prices of potatoes, another staple food in the country, decreased in October and were about 6 percent below their year earlier levels.

### Armenia

Crop Calendar

(\*major foodcrop)

Coarse Grains

Wheat (Winter)\*



Sowing

Growing

Harvesting

Source: FAO/GIEWS.

### Armenia

#### Cereal Production

	2013-2017 average	2017	2018 estimate	change 2018/2017
	000 tonnes			percent
Wheat	308	176	160	-9.3
Barley	171	93	90	-3.2
Maize	19	10	7	-32.8
Others	15	13	14	8.9
<b>Total</b>	<b>513</b>	<b>293</b>	<b>271</b>	<b>-7.4</b>

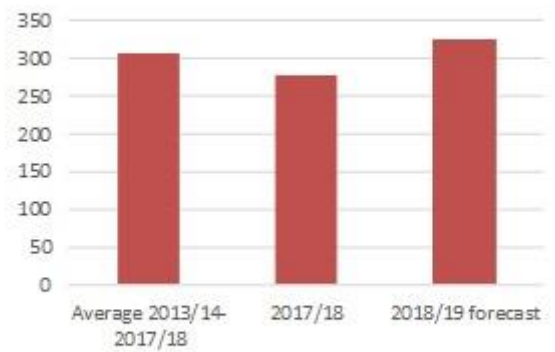
Note: percentage change calculated from unrounded data.

Source: FAO/GIEWS Country Cereal Balance Sheet.

## Armenia

### Cereals Imports

000 tonnes



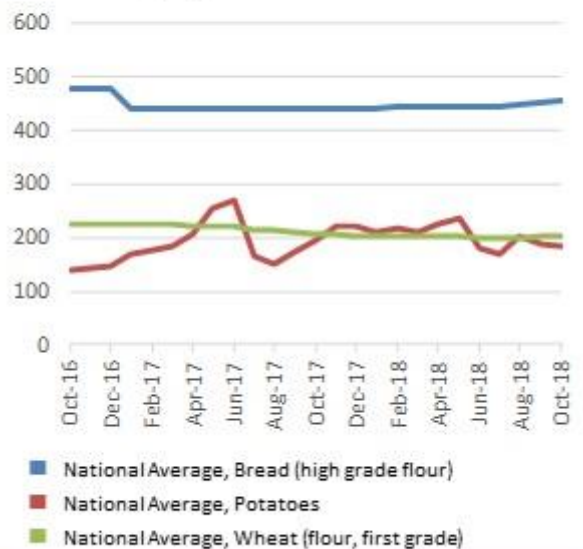
Note: Includes rice in milled terms. Split year refers to individual crop marketing years (for rice, calendar year of second year shown).

Source: FAO/GIEWS Country Cereal Balance Sheets.

## Armenia

### Selected retail food prices

Armenian Dram per kg



Source: FAO/GIEWS Food Price Monitoring and Analysis Tool.

*Disclaimer: The designations employed and the presentation of material in this information product do not imply the expression of any opinion whatsoever on the part of FAO concerning the legal status of any country, territory, city or area or of its authorities, or concerning the delimitation of its frontiers or boundaries.*



# GlEWS Country Brief Armenia

Reference Date: 18-January-2018

### FOOD SECURITY SNAPSHOT

- Cereal production in 2017 estimated close to average level
- Cereal imports in 2017/18 marketing year (July/June) expected close to previous year's level
- Prices of wheat flour were stable in last months

## Cereal production in 2017 estimated close to five-year average

Cereal production in 2017 is estimated at 567 000 tonnes, just 3 percent below the high level in 2016, but still close to average. Wheat production is set at 340 000 tonnes, just 10 000 tonnes below 2016's level.

Planting of winter cereals (wheat and minor barley crops), for harvest in 2018, is complete. The total area planted is forecast to be close to the previous year. Although rainfall amounts have been below average at planting time, precipitations during the October-November 2017 period have been sufficient to provide adequate soil moisture in most areas.

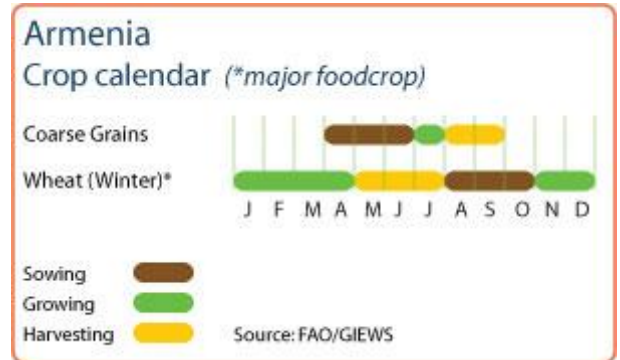
## Cereal imports in 2017/18 expected close to previous year's level

Cereal imports in the 2017/18 marketing year (July/June) are forecast at 290 000 tonnes, close to the previous year's level. Wheat imports, which account for the majority of total cereal purchases, are forecast at 260 000 tonnes. The Russian Federation continues to be the main wheat and flour supplier.

## Prices of wheat flour stable over last three months

Prices of wheat flour were stable in the October-December 2017 period and were close to their values of a year ago, mainly reflecting relatively low export prices and a stable national currency.

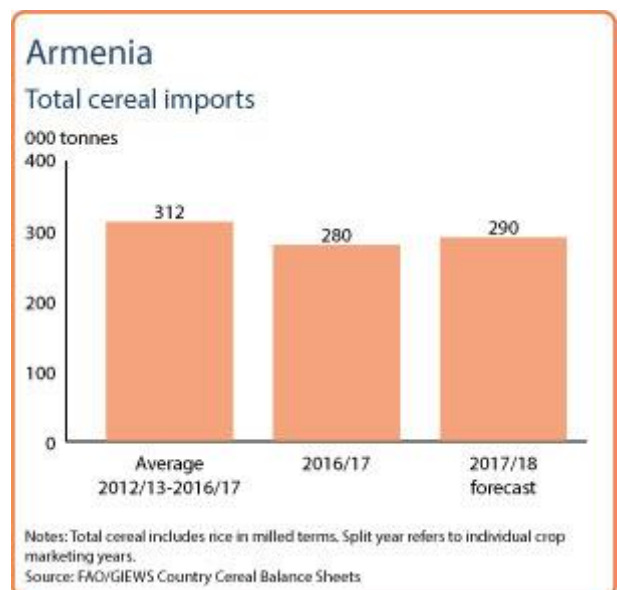
By contrast, prices of potatoes, another key staple, surged in November 2017 and were around 50 percent above their values of a year ago, reflecting a decline in domestic production and high export prices in the subregion.



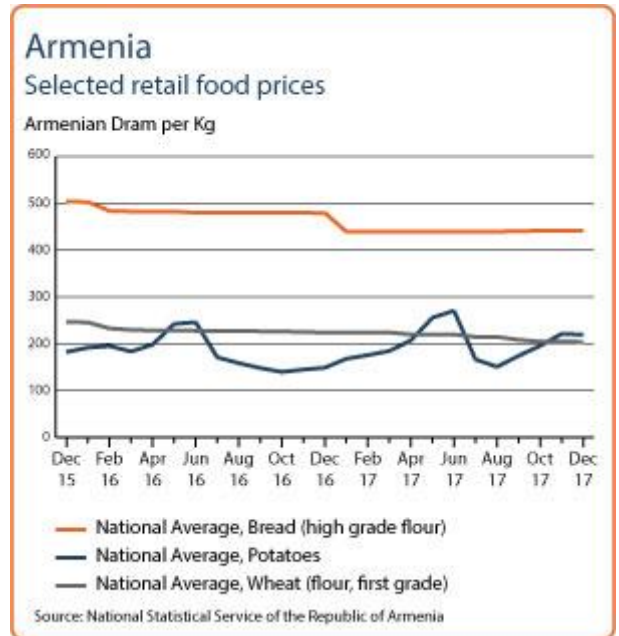
**Armenia**  
Cereal production

	2012-2016 average	2016	2017 estimate	change 2017/2016
	000 tonnes			percent
Wheat	326	350	340	-3
Barley	192	197	190	-4
Maize	21	21	21	0
Others	15	17	16	-6
<b>Total</b>	<b>553</b>	<b>585</b>	<b>567</b>	<b>-3</b>

Note: percentage change calculated from unrounded data.  
Source: FAO/GIEWS Country Cereal Balance Sheets



*Disclaimer: The designations employed and the presentation of material in this information product do not imply the expression of any opinion whatsoever on the part of FAO concerning the legal status of any country, territory, city or area or of its authorities, or concerning the delimitation of its frontiers or boundaries.*





# GIEWS Country Brief Armenia

Reference Date: 26-May-2017

### FOOD SECURITY SNAPSHOT

- Cereal production in 2017 forecast close to good 2016 level
- Cereal imports expected to increase in 2017/18 marketing year (July/June)
- Prices of wheat flour decreased in April

## Cereal production in 2017 forecast close to good 2016 level

The 2017 winter cereals (wheat and minor barley crop) are currently entering maturity, while spring cereals (barley, maize and minor wheat crops) are now being sown. The total area planted is officially forecast close to the previous year.

Throughout the season, the level of precipitation has been sufficient to provide adequate soil moisture in most of the areas. Only Shirak Region in the northwest and Gegharkunik Region in the centre show crop areas moderately affected by drought conditions (see Agricultural Stress Index map). Shirak and Gegharkunik regions both account for about 40 percent of the total wheat production and 50 percent of barley crop production.

At this stage, FAO's early forecast for cereal production in 2017 is set at 567 000 tonnes, about 3 percent less than 2016.

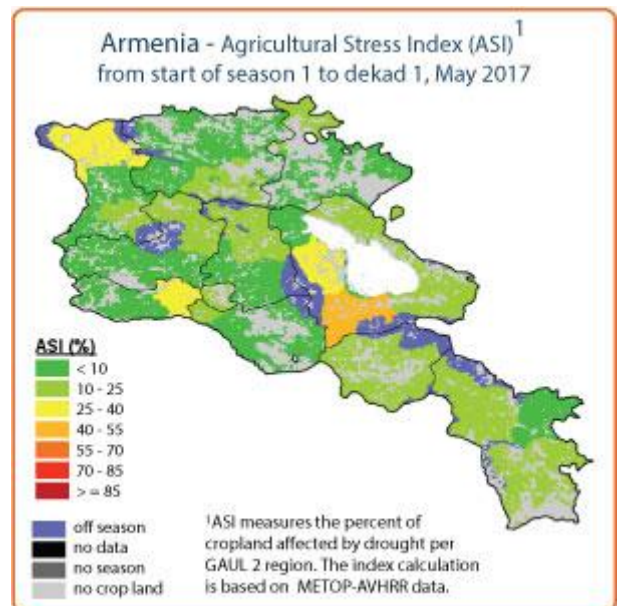
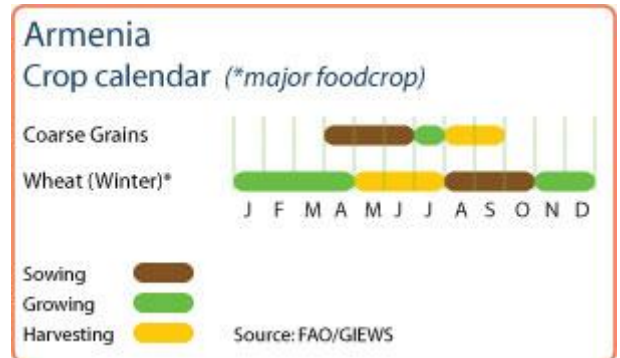
## Cereal imports in 2017/18 expected close to previous year's level

Cereal imports in the 2017/18 marketing year (July/June) are forecast at 290 000 tonnes, close to the previous year's level. Wheat imports, which account for the majority of total cereal purchases, are forecast at 260 000 tonnes. The Russian Federation continues to be the main wheat and flour supplier.

## Prices of wheat flour decreased in April

Prices of wheat flour declined in April and were around 4 percent below their values of a year ago, mainly reflecting relatively low export prices and a stable national currency. Prices of bread were almost 10 percent below their year-earlier values.

By contrast, prices of potatoes, another key staple, rose in April by 12 percent and were 4 percent above their April 2016 levels, reflecting worries over conditions of the recently-planted potatoes, which have been negatively affected by cold weather.



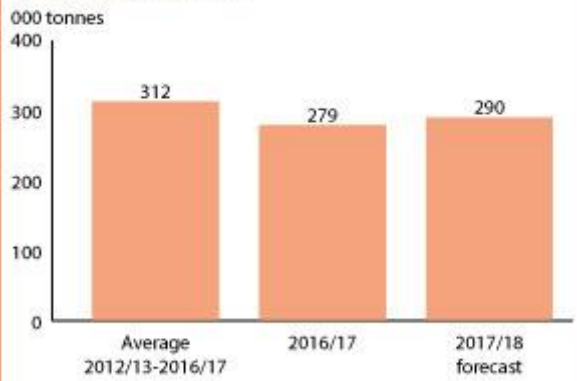
**Armenia**  
Cereal production

	2012-2016 average	2016	2017 forecast	change 2017/2016
	000 tonnes			percent
Wheat	326	350	340	-3
Barley	192	197	190	-4
Maize	21	21	21	0
Others	15	17	16	-6
<b>Total</b>	<b>553</b>	<b>585</b>	<b>567</b>	<b>-3</b>

Note: percentage change calculated from unrounded data.  
Source: FAO/GIEWS Country Cereal Balance Sheets

## Armenia

### Total cereal imports

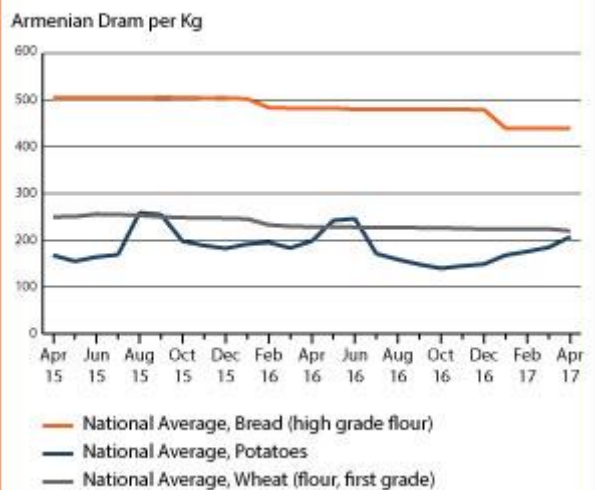


Notes: Total cereal includes rice in milled terms. Split year refers to individual crop marketing years.

Source: FAO/GIEWS Country Cereal Balance Sheets

## Armenia

### Selected retail food prices



Source: National Statistical Service of the Republic of Armenia

*Disclaimer: The designations employed and the presentation of material in this information product do not imply the expression of any opinion whatsoever on the part of FAO concerning the legal status of any country, territory, city or area or of its authorities, or concerning the delimitation of its frontiers or boundaries.*



# GIEWS Country Brief Armenia

Reference Date: 20-December-2016

### FOOD SECURITY SNAPSHOT

- Wheat production in 2016 increased from last year's record
- Cereal imports expected to increase in 2016/17 marketing year (July/June)
- Prices of wheat flour decreased in November

## Cereal production in 2016 increased from last year's record

FAO's latest estimates for cereal production in 2016 point to 4 percent increase compared to the already high level in 2015. Wheat production is set to increase by 7 percent to 410 million tonnes following better yields and increased area planted.

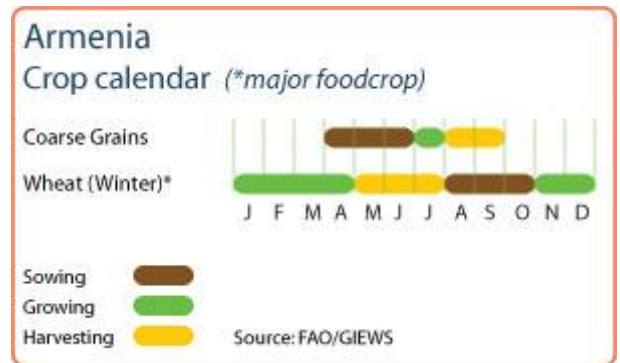
Planting of winter cereals for harvest in 2017 is complete. Recent remote sensing data shows that rainfall in Shirak Province, the main wheat producer, has been above average and similar to the levels of last year from October to mid-December.

## Cereal imports expected to rebound in 2016/17 after low level of last year

Cereal imports in the 2016/17 marketing year (July/June), essentially wheat and wheat flour, are forecast to increase to 350 000 tonnes. Wheat imports have been reduced in 2015/16 after the country replenished its stocks in 2014/15, profiting from the weak Rouble in the Russian Federation, the main wheat supplier.

## Prices of wheat flour decreased in November

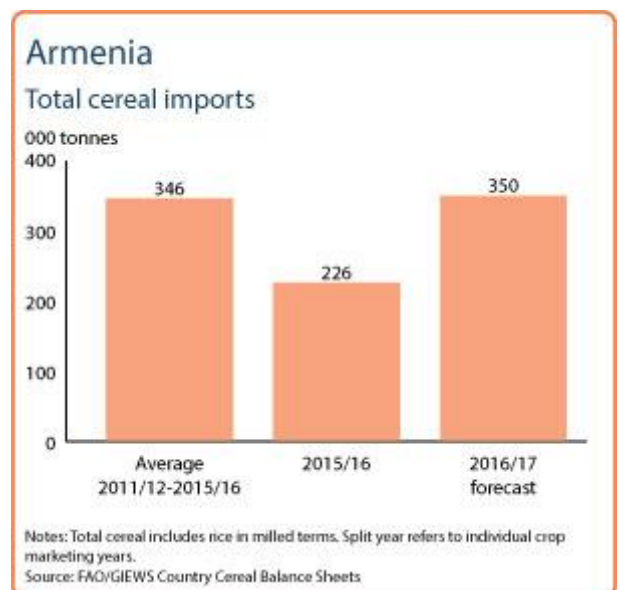
Prices of wheat flour declined in November, mainly reflecting ample supplies of the 2016 wheat and were 8 percent below their exceptionally high levels a year ago. Prices of bread remained unchanged over the past three months, but were around 5 percent down compared to their values in December 2015. Prices of potatoes, another key staple, rose in November, but remained 23 percent below their year-earlier levels, reflecting a big production in 2016.



### Armenia Cereal production

	2011-2015 average	2015	2016 estimate	change 2016/2015
	000 tonnes		percent	
Wheat	301	384	410	7
Barley	187	203	200	-1
Maize	21	22	22	0
Others	10	10	10	0
<b>Total</b>	<b>518</b>	<b>619</b>	<b>642</b>	<b>4</b>

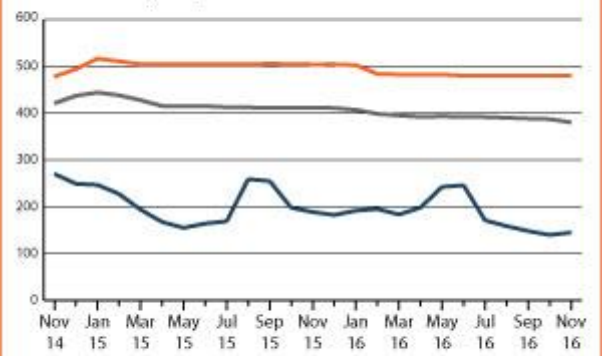
Note: percentage change calculated from unrounded data.  
Source: FAO/GIEWS Country Cereal Balance Sheets



## Armenia

### Selected retail food prices

Armenian Dram per Kg



- National Average, Bread (high grade flour)
- National Average, Potatoes
- National Average, Wheat (flour, high grade)

Source: National Statistical Service of the Republic of Armenia

Reference Date: 11-April-2016

### FOOD SECURITY SNAPSHOT

- **Wheat production in 2016 forecast unchanged from last year's record**
- **Cereal imports expected to decline slightly in 2015/16 marketing year (July/June)**
- **Prices of wheat flour and bread decreased in February**

### Wheat production in 2016 is forecast unchanged from last year's record

Winter cereals for harvest in 2016 are currently developing under favourable conditions. The area planted is reportedly virtually unchanged from the previous year's good level at about 726 000 hectares. Recent remote sensing data shows that rainfall has been close to the levels of last year (above average) during January to mid-March, which is expected to benefit crop development. Assuming favourable weather conditions until the end of the cropping season, this year's wheat production is forecast at 370 000 tonnes, virtually unchanged from the record of last year.

### Cereal imports expected to decline slightly in 2015/16 following record crop

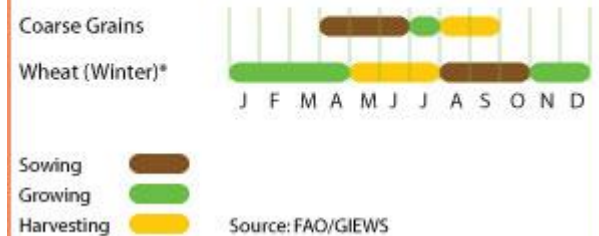
Cereal imports in 2015/16 marketing year (July/June) are forecast to decline slightly to 337 000 tonnes, of which 90 percent are expected to be wheat. Wheat imports have been declining over the past years as a result of growing domestic production. However, the country still is heavily dependent on cereal imports to meet its consumption needs, mainly from the Russian Federation.

### Prices of wheat flour and bread decreased in February

Prices of wheat flour and bread declined in February, mainly reflecting trends of export quotations in the Russian Federation, the country's main supplier, and were 9 percent below their levels a year ago. Prices of bread were around 5 percent down compared to their values in February 2015. Prices of potatoes, another key staple, rose slightly in February but remained 14 percent below their year-earlier levels, reflecting ample supplies after high the production in 2015.

### Armenia

#### Crop calendar (\*major foodcrop)



### Armenia

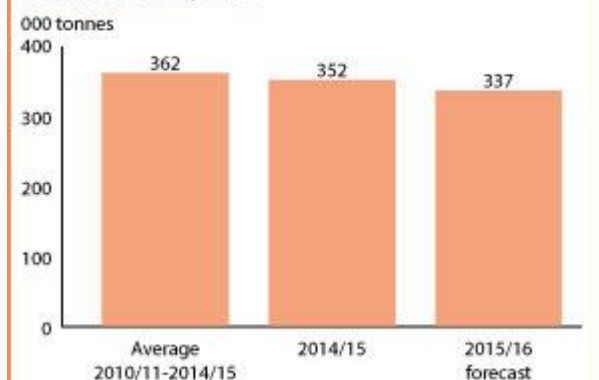
#### Cereal production

	2011-2015 average	2015	2016 forecast	change 2016/2015
	000 tonnes		percent	
Wheat	298	369	370	0
Barley	166	160	160	0
Maize	21	22	22	0
Others	10	10	9	-10
<b>Total</b>	<b>494</b>	<b>561</b>	<b>561</b>	<b>0</b>

Note: percentage change calculated from unrounded data. Source: FAO/GIEWS Country Cereal Balance Sheets

### Armenia

#### Total cereal imports

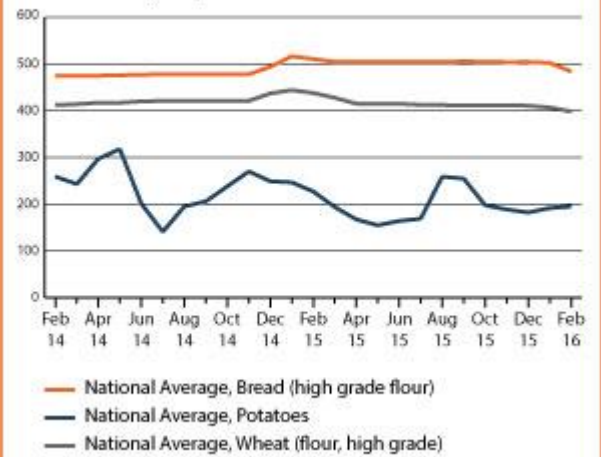


Notes: Total cereal includes rice in milled terms. Split year refers to individual crop marketing years. Source: FAO/GIEWS Country Cereal Balance Sheets

## Armenia

### Selected retail food prices

Armenian Dram per Kg



Source: National Statistical Service of the Republic of Armenia

Reference Date: 30-March-2015

### FOOD SECURITY SNAPSHOT

- Wheat production in 2015 expected to increase over last year's high level
- Cereal imports forecast to increase in 2014/15 marketing year (July/June)
- Prices of wheat flour and potatoes decreased in February

### Wheat production in 2015 expected to increase over last year's high level

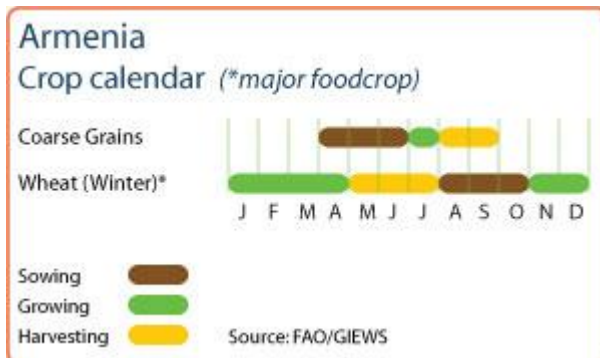
The 2015 cereal crops --mainly wheat and barley-- are currently developing under favourable weather conditions. The vegetation response captured by the Normalized Difference Vegetation Index (NDVI), as of the second dekad of March, shows good establishment of winter wheat over most of the country, with the exception of western parts of Armavir province, where soil moisture was generally below normal levels, due to weak rains from mid-January to mid-March. FAO's early forecasts put this year's wheat production at 350 000 tonnes, up 3 percent from last year's bumper level, reflecting an estimated increase in sowings due to high local demand and favourable prices at planting time.

### Cereal imports forecast to increase in 2014/15 marketing year (July/June)

The country is dependent on cereal imports, mainly from the Russian Federation, as national production only covers about 59 percent of total cereal needs. Cereal imports, for the 2014/15 marketing year (July/June), consisting of almost 90 percent of wheat, are forecast at 278 000 tonnes, some 9 percent above last year's reduced level and some 14 percent below the five-year average. The increase mainly reflects strong local demand.

### Prices of wheat flour and potatoes decreased in February

Prices of wheat flour decreased in February, mainly reflecting trends of export quotations in the Russian Federation, the country's main supplier. Similarly, prices of potatoes, another key staple, decreased considerably in February and were well below their year-earlier levels.

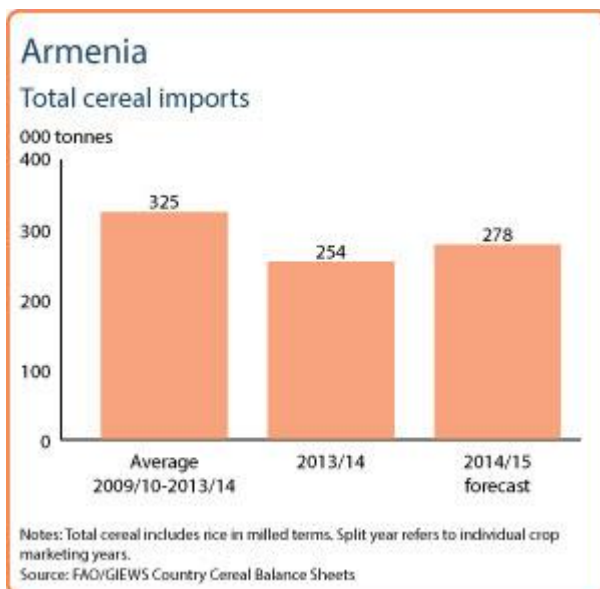


#### Armenia

##### Cereal production

	2009-2013 average	2013	2014 estimate	change 2014/2013
	000 tonnes			percent
Wheat	232	312	340	9
Barley	153	180	190	6
Maize	18	20	25	25
Others	9	9	10	11
<b>Total</b>	<b>412</b>	<b>521</b>	<b>565</b>	<b>8</b>

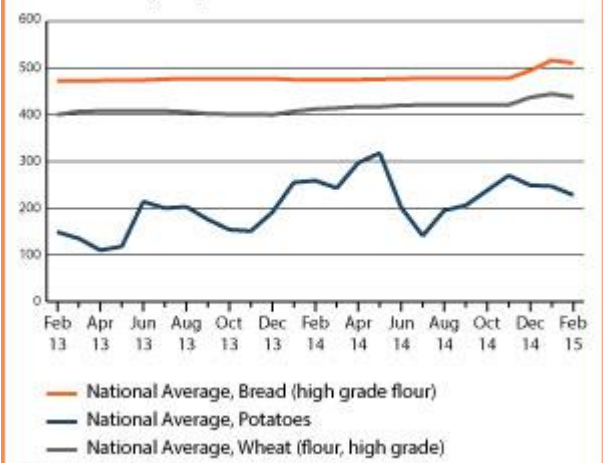
Note: percentage change calculated from unrounded data.  
Source: FAO/GIEWS Country Cereal Balance Sheets



## Armenia

### Selected retail food prices

Armenian Dram per Kg



Source: National Statistical Service of the Republic of Armenia