



GIEWS Country Brief

The Republic of Azerbaijan

Reference Date: 26-November-2025

FOOD SECURITY SNAPSHOT

- Planting of 2026 winter cereal crops underway
- Cereal production in 2025 estimated at above-average level
- Wheat import requirements in 2025/26 forecast at below-average level
- Retail prices of wheat stable year-on-year as of September 2025

Planting of 2026 winter cereal crops underway

Planting of the 2026 winter cereal crops, mainly wheat and barley, is underway and the harvest is expected to start in June 2026. In most producing areas of the departments of Kura-Aras and Karabakh, favourable weather conditions between September and October 2025 supported planting operations and the establishment of early-planted crops. Weather forecasts between January and May 2026 indicate above-average rainfall amounts, which are expected to boost soil moisture levels and support yield development.

Cereal production in 2025 estimated at above-average level

The 2025 aggregate cereal production is estimated at about 3.3 million tonnes, above the five-year average level. The output reflects both a large planted area and generally favourable weather conditions that supported yields, although some dry spells caused localized crop losses. Wheat production in 2025 is officially set at about 1.9 million tonnes. Barley output is estimated at about 1.1 million tonnes, near the average level due to yields being affected by average rainfall during the growing season.

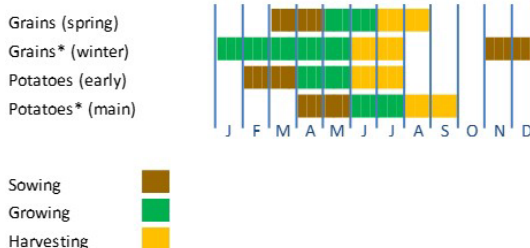
Wheat import requirements in 2025/26 forecast at below-average level

In the 2025/26 marketing year (July/June), total cereal import requirements are forecast at a below-average level of 1.3 million tonnes. Wheat import requirements, accounting for more than 90 percent of total cereal imports, are also forecast to be below average, supported by a relatively consistent level of domestic production in 2025.

Azerbaijan

Crop Calendar

(*major foodcrop)



Azerbaijan

Cereal Production

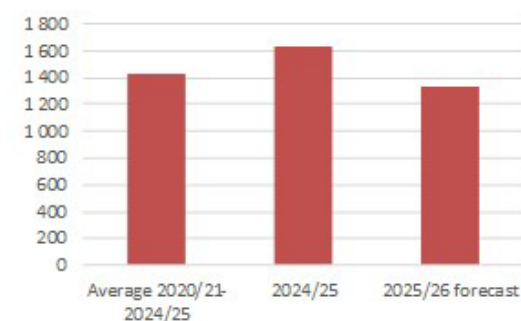
	2020-2024	2024	2025	change
	average			2025/2024
000 tonnes				
Wheat	1 770	1 850	1 850	0.0
Barley	1 107	1 200	1 097	-8.6
Maize	291	292	297	1.7
Others	51	54	48	-10.3
Total	3 220	3 396	3 292	-3.0

Note: Percentage change calculated from unrounded data.

Azerbaijan

Cereals Imports

000 tonnes



NoteS: Includes rice in milled terms. Split years refer to individual crop marketing years (for rice, calendar year of second year shown).

Retail prices of wheat stable year-on-year as of October 2025

Retail prices of domestic wheat flour have remained generally stable in monitored markets between September 2024 and October 2025 (latest available data), amid adequate domestic availability. The current exemption of the 18 percent value added tax (VAT) on imports and sales of wheat is contributing to the stability of domestic wheat prices. The measure is expected to remain in place until 1 January 2027, helping to maintain this price stability over the medium term.

Disclaimer: The designations employed and the presentation of material in this information product do not imply the expression of any opinion whatsoever on the part of FAO concerning the legal status of any country, territory, city or area or of its authorities, or concerning the delimitation of its frontiers or boundaries.

This brief was prepared using the following data/tools:

FAO/GIEWS Country Cereal Balance Sheet (CCBS)

<https://www.fao.org/giews/data-tools/en/>.

FAO/GIEWS Food Price Monitoring and Analysis (FPMA) Tool

<https://fpma.fao.org/>.

FAO/GIEWS Earth Observation for Crop Monitoring

<https://www.fao.org/giews/earthobservation/>.

Integrated Food Security Phase Classification (IPC) <https://www.ipcinfo.org/>.

Azerbaijan

Retail prices of wheat flour

Azerbaijani manat per kg





GIEWS Country Brief

The Republic of Azerbaijan

Reference Date: 14-May-2025

FOOD SECURITY SNAPSHOT

- Favourable production prospects for 2025 cereal crops
 - Near-average cereal production obtained in 2024
 - Wheat import requirements in 2024/25 forecast at near-average level
- Retail prices of wheat stable year-on-year

Favourable production prospects for 2025 cereal crops

Planting of the 2025 winter cereal crops, mainly wheat, to be harvested from June, took place in November and December 2024. Precipitation amounts during the season have been overall adequate and production prospects are favourable. According to the State Committee of Statistics of Azerbaijan, plantings of the 2025 spring cereals, mainly wheat and barley, began last March under overall favourable weather conditions.

Near-average cereal production obtained in 2024

Harvesting of 2024 cereal crops finalized last August and the output is estimated at about 3.4 million tonnes, near the five-year average level. The 2024 output of wheat is officially set at average 1.85 million tonnes, supported by large plantings, although yields have been affected by below-average rainfall amounts during the season. Barley output is estimated at about 1.2 million tonnes, above the five-year average output, primarily due to a large planted area and the crop's resilience to dry conditions.

Wheat import requirements in 2024/25 forecast at near-average level

In the 2024/25 marketing year (July/June), total cereal import requirements are forecast at average 1.2 million tonnes. Wheat import requirements, accounting for more than 90 percent of the total cereal imports, are also forecast to remain stable, supported by a relatively consistent level of domestic production in 2024.

Retail prices of wheat stable year-on-year

Retail prices of wheat flour have remained generally stable between April 2024 and March 2025 (latest available data), amid adequate domestic availability, and were at the same level year-on-year. The current exemption of the 18 percent value added tax (VAT) on imports and sales of wheat is contributing to the stability of domestic wheat prices. The measure is expected to

Azerbaijan

Crop Calendar

(*major foodcrop)



Sowing

Growing

Harvesting

Azerbaijan

Cereal Production

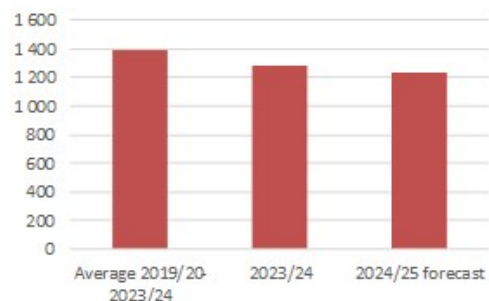
	2019-2023	2023	2024	change
	average		estimate	2024/2023
	000 tonnes			percent
Wheat	1 865	1 800	1 850	2.8
Barley	1 070	1 100	1 200	9.1
Maize	290	287	292	1.7
Others	50	54	54	-0.9
Total	3 275	3 241	3 396	4.8

Note: Percentage change calculated from unrounded data.

Azerbaijan

Cereals Imports

000 tonnes



Notes: Includes rice in milled terms. Split years refer to individual crop marketing years (for rice, calendar year of second year shown).

remain in place until 1 January 2027, helping to maintain this price stability over the medium term.

Disclaimer: The designations employed and the presentation of material in this information product do not imply the expression of any opinion whatsoever on the part of FAO concerning the legal status of any country, territory, city or area or of its authorities, or concerning the delimitation of its frontiers or boundaries.

This brief was prepared using the following data/tools:

FAO/GIEWS Country Cereal Balance Sheet (CCBS) <https://www.fao.org/giews/data-tools/en/>.

FAO/GIEWS Food Price Monitoring and Analysis (FPMA) Tool <https://fpma.fao.org/>.

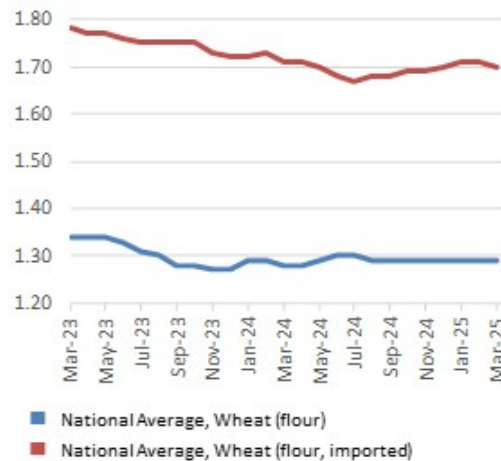
FAO/GIEWS Earth Observation for Crop Monitoring <https://www.fao.org/giews/earthobservation/>.

Integrated Food Security Phase Classification (IPC) <https://www.ipcinfo.org/>.

Azerbaijan

Retail prices of wheat flour

Azerbaijani manat per kg





GIEWS Country Brief The Republic of Azerbaijan

Reference Date: 25-November-2024

FOOD SECURITY SNAPSHOT

- Planting of 2025 winter cereals ongoing under favourable weather conditions
- Near-average cereal output obtained in 2024
- Wheat import requirements in 2024/25 forecast at below-average level
- Prices of wheat flour remained at near-average level

Planting of 2025 winter cereals ongoing under favourable weather conditions

Planting of the 2025 winter cereal crops, mainly wheat and barley, is ongoing under favourable weather conditions and crops will be harvested from June next year. As of mid-November, early forecasts point to near-average cumulative precipitation amounts in the December 2024 to February 2025 period, with a positive impact on soil moisture levels, and consequently, on crop production.

Near-average cereal output obtained in 2024

Harvesting of the 2024 winter and spring cereals was completed last August. Total 2024 cereal production is estimated at a near-average level of 3.2 million tonnes. The output of wheat is set at 1.8 million tonnes, 5 percent below the five-year average level due to reduced plantings. In addition, 2024 barley production is estimated at 1.09 million tonnes, slightly above the average level, supported by the expansion of the planted area.

Wheat import requirements in 2024/25 forecast at below-average level

In the 2024/25 marketing year (July/June), total cereal import requirements, mostly wheat, are forecast at about 1.2 million tonnes, slightly below the five-year average volume, due to the near-average production in 2024.

Prices of wheat flour remained at near-average level

Retail prices of wheat flour have remained generally stable between November 2023 and October 2024 (latest available data), amid adequate domestic availability. The current exemption of the 18 percent value added tax (VAT) on imports and sales of wheat is expected to be in place until 1 January 2027, with the aim to stabilize the domestic price of wheat, one of the country's major staple food crops.

Azerbaijan

Crop Calendar

(*major foodcrop)



Sowing

Growing

Harvesting

Azerbaijan

Cereal Production

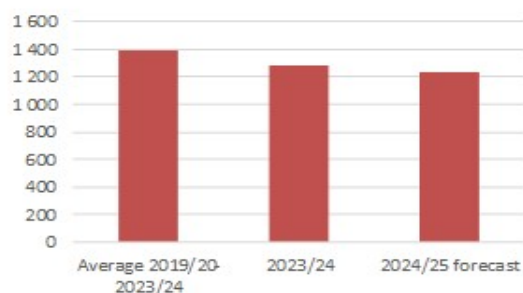
	2019-2023 average	2023	2024 estimate	change 2024/2023
	000 tonnes			percent
Wheat	1 865	1 800	1 800	0.0
Barley	1 070	1 100	1 087	-1.2
Maize	290	287	292	1.7
Others	50	53	54	1.3
Total	3 275	3 240	3 233	-0.2

Note: Percentage change calculated from unrounded data.

Azerbaijan

Cereals Imports

000 tonnes

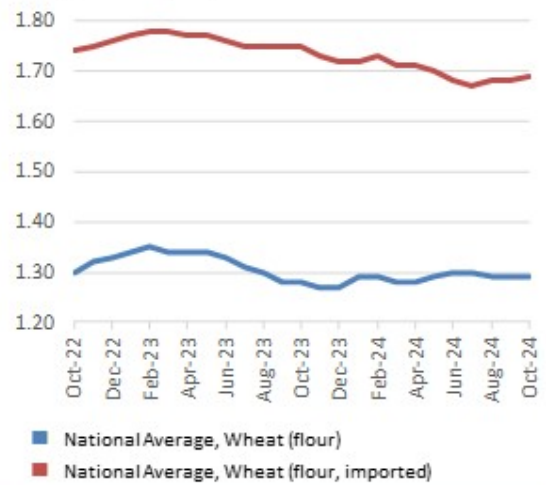


Notes: Includes rice in milled terms. Split years refer to individual crop marketing years (for rice, calendar year of second year shown).

Azerbaijan

Retail prices of wheat flour

Azerbaijani manat per kg



Disclaimer: The designations employed and the presentation of material in this information product do not imply the expression of any opinion whatsoever on the part of FAO concerning the legal status of any country, territory, city or area or of its authorities, or concerning the delimitation of its frontiers or boundaries.

This brief was prepared using the following data/tools:

FAO/GIEWS Country Cereal Balance Sheet (CCBS) <https://www.fao.org/giews/data-tools/en/>.

FAO/GIEWS Food Price Monitoring and Analysis (FPMA) Tool <https://fpma.fao.org/>.

FAO/GIEWS Earth Observation for Crop Monitoring <https://www.fao.org/giews/earthobservation/>.

Integrated Food Security Phase Classification (IPC) <https://www.ipcinfo.org/>.



GIEWS Country Brief The Republic of Azerbaijan

Reference Date: 09-June-2023

FOOD SECURITY SNAPSHOT

- Overall favourable production prospects for 2023 cereals
- Near-average cereal production obtained in 2022
- Wheat import requirements in 2022/23 forecast at near-average level
- In May, retail prices of wheat higher year-on-year

Overall favourable production prospects for 2023 cereals

Planting of the 2023 winter cereal crops, mainly wheat, to be harvested from June, took place in November and December 2022. Precipitation amounts during the season have been overall adequate and favourable production prospects are forecast for the 2023 winter cereal harvest.

According to the State Committee of Statistics of Azerbaijan, plantings of the 2023 spring cereals began in early March under overall favourable weather conditions.

Near-average cereal production obtained in 2022

Harvesting of the 2022 cereal crops finalized last August and the output is estimated at about 3.1 million tonnes, near the five-year average level. Despite the large plantings, 2022 output of wheat is officially set at 1.9 million tonnes, slightly below the average level as yields have been affected by below-average rainfall amounts during the season. Barley output is estimated at about 950 000 tonnes, 4 percent below average and 17 percent below the previous year's bumper output.

Wheat import requirements in 2022/23 forecast at near-average level

In the 2022/23 marketing year (July/June), total cereal import requirements are forecast at 1.3 million tonnes, near the average volume. As a result, wheat import requirements, which account on average for more than 90 percent of the total cereal imports, are forecast at an average level.

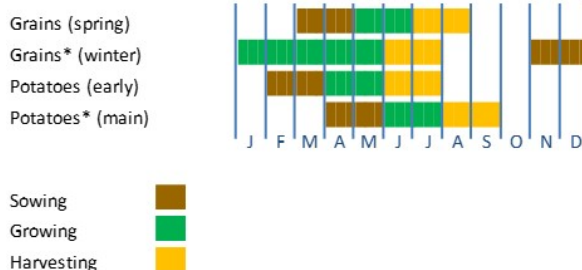
Retail prices of wheat higher year-on-year

Retail prices of wheat flour increased steadily between July 2022 and March 2023 (latest available data), following seasonal trends. Last March, prices of imported wheat flour were near their

Azerbaijan

Crop Calendar

(*major foodcrop)



Azerbaijan

Cereal Production

	2017-2021 average	2021	2022 estimate	change 2022/2021
	000 tonnes			percent
Wheat	1 957	1 885	1 900	0.8
Barley	988	1 147	950	-17.2
Maize	275	287	262	-8.8
Others	49	52	49	-4.9
Total	3 270	3 371	3 161	-6.2

Note: Percentage change calculated from unrounded data.

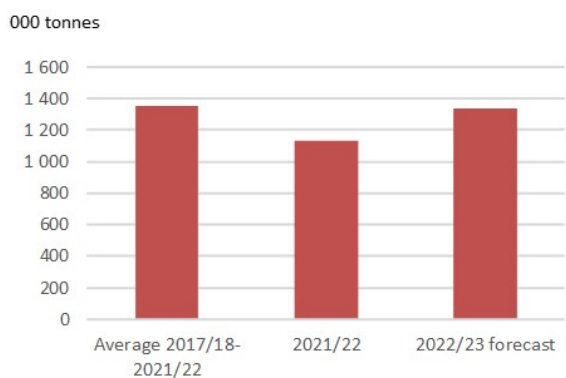
levels of a year earlier, while prices of locally produced flour were 16 percent higher, reflecting market uncertainty as well as the high costs of agricultural inputs and transports.

Prices of potatoes, another important staple in the country, increased sharply between September 2022 and March 2023, due to increased fertilizer costs and reduced stocks.

Disclaimer: The designations employed and the presentation of material in this information product do not imply the expression of any opinion whatsoever on the part of FAO concerning the legal status of any country, territory, city or area or of its authorities, or concerning the delimitation of its frontiers or boundaries.

Azerbaijan

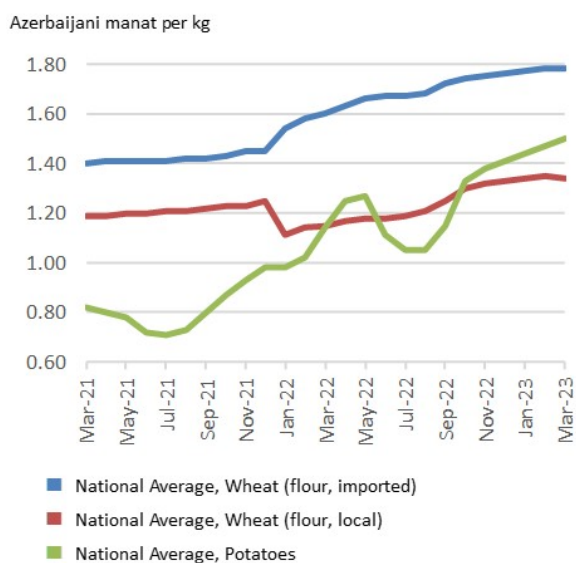
Cereals Imports



Notes: Includes rice in milled terms. Split years refer to individual crop marketing years (for rice, calendar year of second year shown).

Azerbaijan

Retail prices of wheat flour and potatoes



This brief was prepared using the following data/tools:
 FAO/GIEWS Country Cereal Balance Sheet (CCBS) <https://www.fao.org/giews/data-tools/en/>.
 FAO/GIEWS Food Price Monitoring and Analysis (FPMA) Tool <https://fpma.fao.org/>.
 FAO/GIEWS Earth Observation for Crop Monitoring <https://www.fao.org/giews/earthobservation/>.
 Integrated Food Security Phase Classification (IPC) <https://www.ipcinfo.org/>.



GIEWS Country Brief Azerbaijan

Reference Date: 13-July-2022

FOOD SECURITY SNAPSHOT

- Near-average cereal output expected in 2022
- Wheat import requirements forecast near-average in 2022/23
- Prices of wheat flour and potatoes increased in 2022
- Funds allocated to implement anti-inflationary measures

Near-average cereal output expected in 2022

Harvesting of the 2022 winter and spring cereals, mainly winter wheat and barley crops, is ongoing and is expected to be completed by end-August. As of 4 July 2022, 66 percent of the total area had been harvested.

Precipitation amounts during the season have been overall adequate and well distributed, with an expected positive impact on yields. The total 2022 cereal output is forecast at a near-average level of 3.3 million tonnes, including 2 million tonnes of wheat and 1 million tonnes of barley.

Wheat import requirements forecast near-average in 2022/23

In the 2022/23 marketing year (July/June), wheat import requirements, which account on average for more than 90 percent of the total cereal imports, are forecast at 1.2 million tonnes, near the five-year average volume due to adequate availabilities amid a favourable domestic production outlook.

The country imports wheat mostly from the Russian Federation, however, the share of purchases from Kazakhstan has strongly increased in the first five months of 2022. In Kazakhstan, restrictions on wheat exports were introduced from 15 April 2022 until 15 June 2022 and then extended until end-September 2022 ([FPMA Food Policy](#)). Some concerns over the capacity to cover wheat import requirements arise amidst the possibility of new export restrictions.

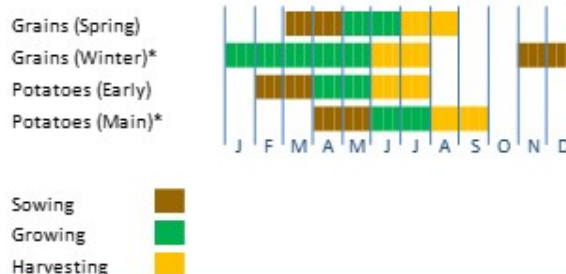
Prices of wheat flour and potatoes increased in 2022

Retail prices of wheat flour increased steadily between January and May (latest available data), in line with seasonal trends. In May, prices of locally produced wheat flour were near their levels

Azerbaijan

Crop Calendar

(*major foodcrop)



Source: FAO/GIEWS.

Azerbaijan

Cereal Production

	2017-2021	2021	2022	change
	average		forecast	2022/2021
	000 tonnes			percent
Wheat	1 957	1 885	2 000	6.1
Barley	988	1 147	1 000	-12.8
Maize	275	287	270	-6.0
Others	50	52	55	6.4
Total	3 270	3 371	3 325	-1.4

Note: percentage change calculated from unrounded data.

Source: FAO/GIEWS Country Cereal Balance Sheet.

a year earlier, while prices of imported flour were 18 percent higher, reflecting the elevated export quotations in the Russian Federation, the main wheat supplier to the country.

Prices of potatoes, another important staple in the country, increased sharply between July 2021 and May 2022, ahead of the new harvest, with seasonal patterns exacerbated by a surge in demand amid high prices of other staples.

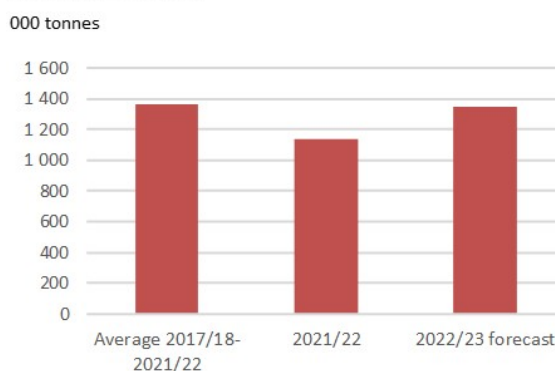
Funds allocated to implement anti-inflationary measures

According to the International Monetary Fund (IMF), inflation in 2022 is expected at a high level of 12.3 percent, about 6 percentage points above the 2021 rate. In order to ensure domestic food security, given the high prices of some staple foods, on 23 June 2022, the government allocated AZN 193 million (about USD 113.5 million) in the state budget for 2022 to implement anti-inflationary measures, including the elimination of customs duties on some imported food products.

Disclaimer: The designations employed and the presentation of material in this information product do not imply the expression of any opinion whatsoever on the part of FAO concerning the legal status of any country, territory, city or area or of its authorities, or concerning the delimitation of its frontiers or boundaries.

Azerbaijan

Cereals Imports

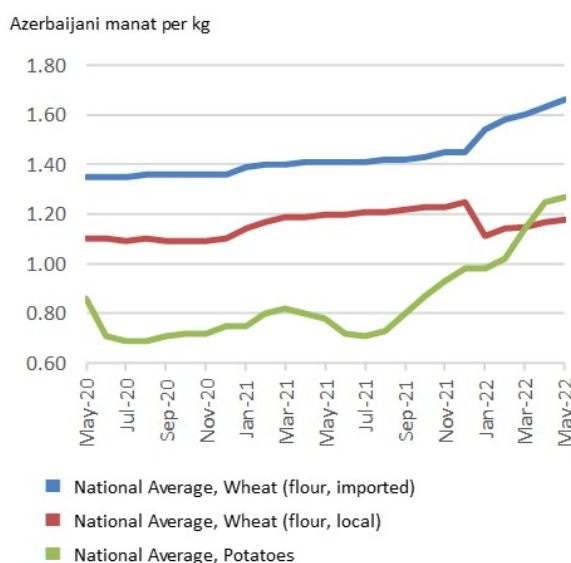


Notes: Includes rice in milled terms. Split year refers to individual crop marketing years (for rice, calendar year of second year shown).

Source: FAO/GIEWS Country Cereal Balance Sheets.

Azerbaijan

Retail prices of wheat flour and potatoes



Source: FAO/GIEWS Food Price Monitoring and Analysis Tool.



GLEWS Country Brief Azerbaijan

Reference Date: 10-December-2021

FOOD SECURITY SNAPSHOT

- Planting of 2022 winter cereals ongoing under favourable weather conditions
- Near-average cereal output obtained in 2021
- Wheat imports requirements in 2021/22 forecast slightly above-average volume
- Prices of wheat flour stable but higher than year before

Planting of 2022 winter cereals ongoing under favourable weather conditions

Planting of the 2022 winter cereal crops, mainly wheat and barley, is ongoing under overall favourable weather conditions and crops will be harvested from June next year. As of mid-November, about 820 000 hectares had been planted, slightly above the previous year's level. According to the World Meteorological Organization ([WMO](#)), early forecasts point to near-average cumulative precipitation amounts in the December 2021 to February-2022 period, with a positive impact on soil moisture levels and, consequently, on establishment and development of crops.

Near-average cereal output obtained in 2021

Harvesting of the 2021 winter cereals finalized in July, while harvesting of the spring crops, mainly maize, was completed in August. Total 2021 cereal production is estimated at a near-average level of 3.1 million tonnes. The output of wheat is set at 1.8 million tonnes, 5 percent below the five-year average level due to reduced plantings. By contrast, the 2021 barley production is estimated at 990 000 tonnes, about 7 percent above the average due to an increase in area planted.

Wheat imports requirements in 2021/22 forecast slightly above-average volume

In the 2021/22 marketing year (July/June), total cereal import requirements are forecast at about 1.5 million tonnes, slightly above the five-year average volume. Wheat imports requirements, which account on average for more than 90 percent of the total cereal imports, are forecast at 1.3 million tonnes, about 5 percent above the average to compensate for the reduced output obtained in 2021.

Azerbaijan

Crop Calendar

(*major foodcrop)



Source: FAO/GIEWS.

Azerbaijan

Cereal Production

	2016-2020 average	2020	2021 estimate	change 2021/2020
	000 tonnes			percent
Wheat	1 899	1 818	1 810	-0.4
Barley	924	992	990	-0.2
Maize	261	315	270	-14.3
Others	47	53	58	8.7
Total	3 131	3 179	3 128	-1.6

Note: percentage change calculated from unrounded data.

Source: FAO/GIEWS Country Cereal Balance Sheet.

Prices of wheat flour stable but higher than year before

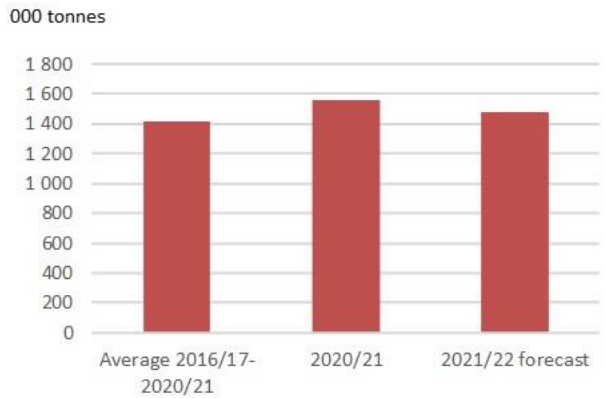
Retail prices of wheat flour have remained generally stable between March and October 2021 (latest available data), amid duties on wheat exports ([FPMA Food Policy](#)), subsidies to wheat flour producers and the exemption from the Value Added Tax (VAT) on production and the sale of wheat and wheat products ([Ministry of Economy news](#)). In October, prices were on average 8 percent above their values a year before, reflecting higher export quotations in the Russian Federation, the main wheat supplier to the country, and the harvest of a year-on-year lower output in 2021.

Prices of potatoes, another important staple in the country, steadily increased between July and October 2021, in line with seasonal trends.

Disclaimer: The designations employed and the presentation of material in this information product do not imply the expression of any opinion whatsoever on the part of FAO concerning the legal status of any country, territory, city or area or of its authorities, or concerning the delimitation of its frontiers or boundaries.

Azerbaijan

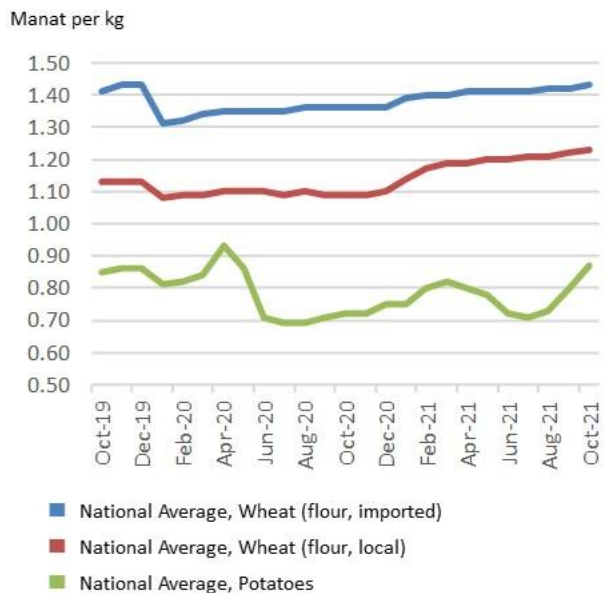
Cereals Imports



Note: Includes rice in milled terms. Split year refers to individual crop marketing years (for rice, calendar year of second year shown).
Source: FAO/GIEWS Country Cereal Balance Sheets.

Azerbaijan

Retail prices of wheat flour and potatoes



Source: FAO/GIEWS Food Price Monitoring and Analysis Tool.



GIEWS Country Brief Azerbaijan

Reference Date: 13-July-2021

FOOD SECURITY SNAPSHOT

- Near-average cereal production forecast in 2021
- Wheat import requirements in 2021/22 forecast at near-average volume
- Prices of wheat flour stable or slightly increasing

Near-average cereal output forecast in 2021

Harvesting of the 2021 winter and spring cereals, mainly wheat and barley winter crops, is ongoing and is expected to be completed by the end of August. Precipitation amounts during the season have been overall adequate and well distributed, with an expected positive impact on yields. As a result, total 2021 cereal output is forecast at a near-average level of 3.2 million tonnes. The output of wheat is foreseen at about 1.8 million tonnes, 5 percent below the five-year average level due to reduced plantings. By contrast, 2021 barley production is forecast at an above-average level of about 1 million tonnes due to a large area planted.

Wheat import requirements in 2021/22 forecast at near-average volume

In the 2021/22 marketing year (July/June), total cereal import requirements are tentatively forecast at about 1.3 million tonnes, near the five-year average volume. Wheat import requirements, which account on average for more than 90 percent of the total cereal imports, are forecast at 1.2 million tonnes.

Prices of wheat flour stable or slightly increasing

Retail prices of wheat flour have remained generally stable or increased slightly between January and May 2021, amid adequate domestic availabilities. In May, prices were 5 to 10 percent above their values a year before, reflecting higher export quotations in the Russian Federation, the main wheat supplier to the country, and the harvest of a year-on-year lower output in 2020.

Prices of potatoes, another important staple in the country, steadily increased between August 2020 and March 2021, in line with seasonal trends, and declined in the following two months.

Azerbaijan

Crop Calendar

(*major foodcrop)



Source: FAO/GIEWS.

Azerbaijan

Cereal Production

	2016-2020 average	2020	2021 forecast	change 2021/2020
	000 tonnes			percent
Wheat	1 949	1 860	1 840	-1.1
Barley	949	1 019	1 020	0.1
Maize	263	322	270	-16.1
Others	47	51	58	12.7
Total	3 208	3 252	3 188	-2.0

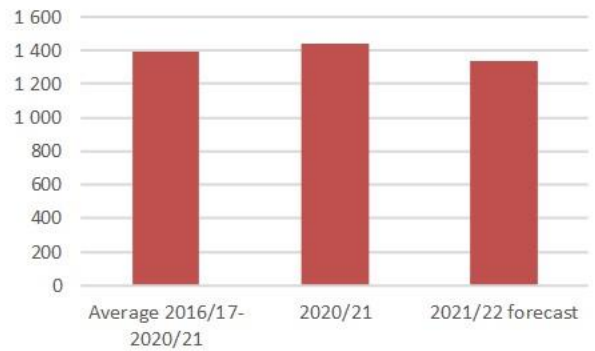
Note: percentage change calculated from unrounded data.

Source: FAO/GIEWS Country Cereal Balance Sheet.

Azerbaijan

Cereals Imports

000 tonnes



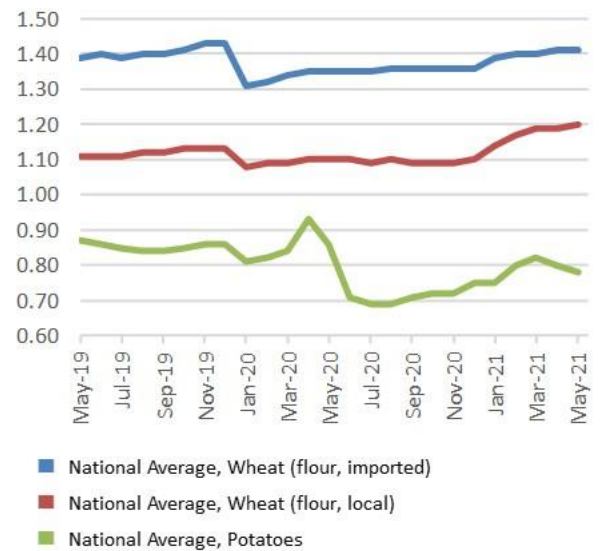
Note: Includes rice in milled terms. Split year refers to individual crop marketing years (for rice, calendar year of second year shown).

Source: FAO/GIEWS Country Cereal Balance Sheets.

Azerbaijan

Retail prices of wheat flour and potatoes

Manat per kg



Disclaimer: The designations employed and the presentation of material in this information product do not imply the expression of any opinion whatsoever on the part of FAO concerning the legal status of any country, territory, city or area or of its authorities, or concerning the delimitation of its frontiers or boundaries.

Source: FAO/GIEWS Food Price Monitoring and Analysis Tool.



GIEWS Country Brief Azerbaijan

Reference Date: 23-March-2021

FOOD SECURITY SNAPSHOT

- Overall favourable weather conditions for 2021 winter cereals
- Near-average cereal production obtained in 2020
- Wheat import requirements in 2020/21 forecast slightly below-average volume
- Prices of wheat flour remained stable in 2020 and increased slightly in January 2021

Overall favourable weather conditions for 2021 winter cereals

Planting of the 2021 winter cereal crops, mainly wheat, to be harvested from June, took place in November and December 2020 over an above-average area of 962 000 hectares. Precipitation amounts during the season have been overall adequate and well distributed and, according to satellite-based imagery, as of early March 2021, vegetation conditions were favourable across most crop lands (see NDVI Anomaly map).

Plantings of the 2021 spring cereals began in early March under overall favourable weather conditions.

Near-average cereal production obtained in 2020

Harvesting of the 2020 cereals finalized last August and the output is estimated at about 3.3 million tonnes, near the five-year average level. Despite the large plantings, the 2020 output of wheat is officially set at 1.86 million tonnes, slightly below the average level due to below-average rainfall amounts during the season in the key wheat producing northwestern district of Ganja-Gazakh and central district of Aran. By contrast, barley output is officially estimated at about 1 million tonnes, 6 percent above average due to a large area planted.

Wheat import requirements in 2020/21 forecast slightly below-average volume

In the 2020/21 marketing year (July/June), total cereal import requirements are forecast at 1.4 million tonnes, about 5 percent above the average volume. Wheat import requirements, which account, on average, for more than 90 percent of the total cereal imports, are forecast at the slightly above-average level of

Azerbaijan

Crop Calendar

(*major foodcrop)

Grains (Spring)

Grains (Winter)*

Potatoes (Early)

Potatoes (Main)*



Sowing

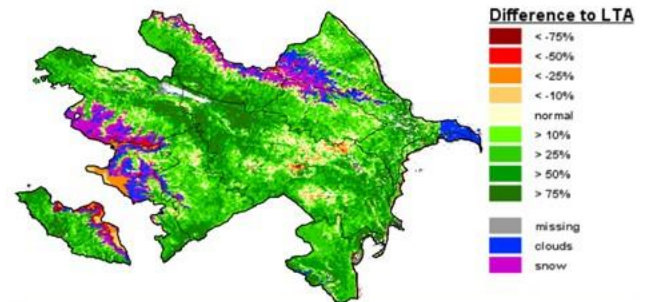
Growing

Harvesting

Source: FAO/GIEWS.

Azerbaijan - NDVI anomaly

Relative difference to Long Term Average - dekad 1, March 2021



Source: FAO/GIEWS Earth Observation System.

1.3 million tonnes, to compensate for the reduced output obtained in 2020.

Prices of wheat flour remained stable in 2020 and increased slightly in January 2021

Retail prices of wheat flour have remained generally stable between January and December 2020, amid adequate domestic availabilities following the harvest of large outputs in 2018 and 2019. Prices increased slightly in January 2021, to levels about 5 percent above those of 12 months before due to increased transportation costs and amid the introduction of taxes and a quota on wheat exports in the Russian Federation, the main wheat supplier to the country ([FPMA Food Policy](#)).

Prices of potatoes, another important staple in the country, slightly increased between September 2020 and January 2021, in line with seasonal trends.

Azerbaijan

Cereal Production

	2015-2019 average	2019	2020 estimate	change 2020/2019
	000 tonnes			percent
Wheat	1 914	2 172	1 860	-14.3
Barley	958	1 016	1 019	0.3
Maize	241	284	322	13.5
Others	42	53	51	-3.1
Total	3 156	3 523	3 252	-7.7

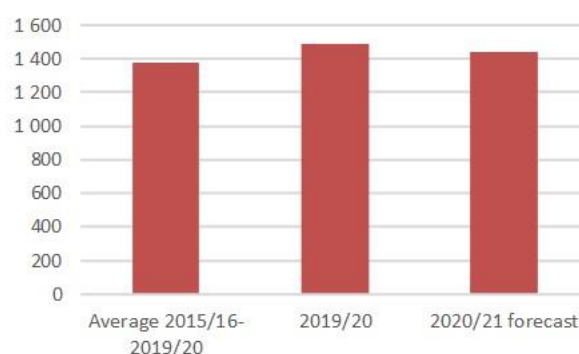
Note: percentage change calculated from unrounded data.

Source: FAO/GIEWS Country Cereal Balance Sheet.

Azerbaijan

Cereals Imports

000 tonnes



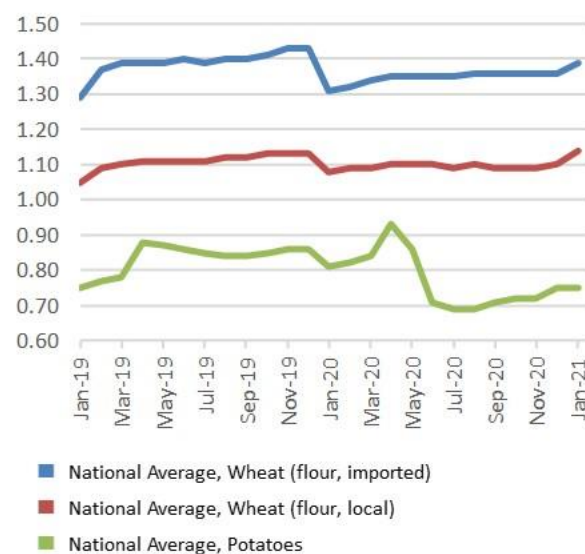
Note: Includes rice in milled terms. Split year refers to individual crop marketing years (for rice, calendar year of second year shown).

Source: FAO/GIEWS Country Cereal Balance Sheets.

Azerbaijan

Retail prices of wheat flour and potatoes

Manat per kg



Source: FAO/GIEWS Food Price Monitoring and Analysis Tool.

Disclaimer: The designations employed and the presentation of material in this information product do not imply the expression of any opinion whatsoever on the part of FAO concerning the legal status of any country, territory, city or area or of its authorities, or concerning the delimitation of its frontiers or boundaries.



GIEWS Country Brief Azerbaijan

Reference Date: 02-November-2020

FOOD SECURITY SNAPSHOT

- Near-average cereal production obtained in 2020
- Wheat import requirements in 2020/21 forecast near-average volume
- Prices of wheat flour remained stable between May and September 2020

Near-average cereal production obtained in 2020

Harvesting of 2020 cereals finalized in August and the output is estimated at about 3.2 million tonnes, near the five-year average level. Despite large plantings, the 2020 output of wheat is officially set at 1.86 million tonnes, about 15 percent below the 2019 high level and slightly below the average value due to below-average rainfall amounts during the season in the key wheat producing northwestern district of Ganja Gazakh and central district of Aran. By contrast, barley output is estimated at about 1 million tonnes, 6 percent above average due to a large area planted.

Planting of the 2021 winter cereal crops, to be harvested from June next year, began in early November.

On 27 September 2020, clashes resumed between Azerbaijan and Armenian forces in and around the contested region of Nagorno-Karabakh. The conflict is reported to seriously affect planting of winter cereals and harvesting of cotton, sugar beet, tobacco and vegetables in affected areas of the country.

Wheat import requirements in 2020/21 forecast near-average volume

In the 2020/21 marketing year (July/June), total cereal import requirements are forecast at a near-average level of 1.3 million tonnes. Wheat import requirements, which account, on average, for more than 90 percent of total cereal imports, are forecast at a near-average level of 1.2 million tonnes, as good domestic supplies from the bumper 2019 production compensated the reduced output obtained in 2020.

Azerbaijan

Crop Calendar

(*major foodcrop)



Source: FAO/GIEWS.

Azerbaijan

Cereal Production

	2015-2019 average	2019	2020 estimate	change 2020/2019 percent
	000 tonnes			
Wheat	1 914	2 172	1 860	-14.3
Barley	958	1 016	1 019	0.3
Maize	241	284	235	-17.1
Others	43	57	51	-11.9
Total	3 156	3 528	3 164	-10.3

Note: percentage change calculated from unrounded data.
Source: FAO/GIEWS Country Cereal Balance Sheet.

Amid the COVID-19 pandemic, the Government took a number of measures to facilitate the trade of agricultural inputs and food products, to ensure the continuation of marketing activities of agricultural goods in the local markets, to exempt farmers and traders from movement restrictions and to support food suppliers through subsidies.

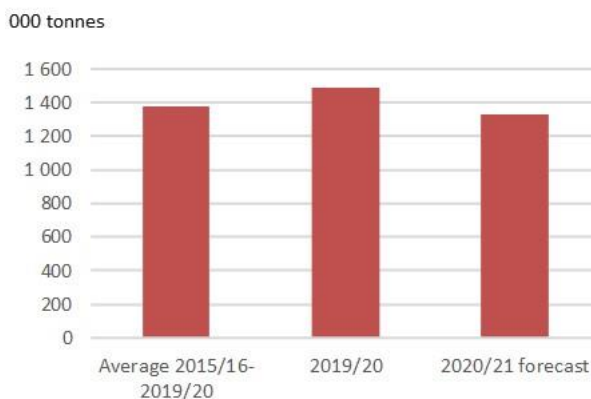
Prices of wheat flour remained stable between May and September 2020

Retail prices of wheat flour have remained generally stable between May and September 2020, amid good domestic availabilities. Prices of potatoes, another important staple in the country, seasonally declined between April and July 2020, with the arrival on the markets of the recently harvested tubers, prices remained stable in August and slightly increased in September, in line with the seasonal trends.

Disclaimer: The designations employed and the presentation of material in this information product do not imply the expression of any opinion whatsoever on the part of FAO concerning the legal status of any country, territory, city or area or of its authorities, or concerning the delimitation of its frontiers or boundaries.

Azerbaijan

Cereals Imports

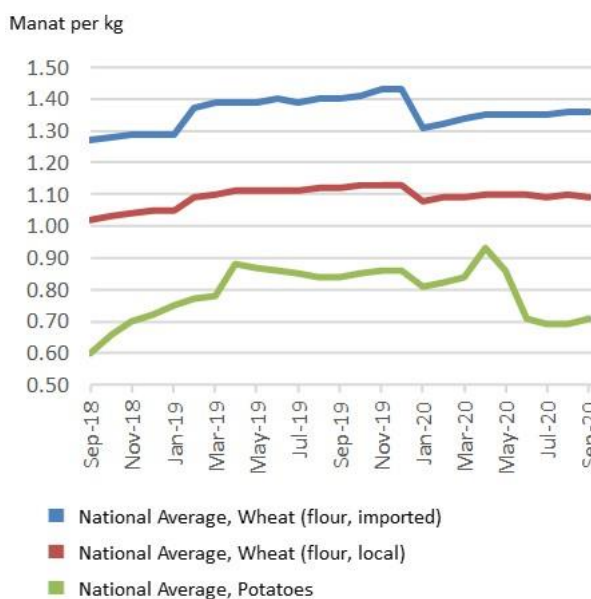


Note: Includes rice in milled terms. Split year refers to individual crop marketing years (for rice, calendar year of second year shown).

Source: FAO/GIEWS Country Cereal Balance Sheets.

Azerbaijan

Retail prices of wheat flour and potatoes



Source: FAO/GIEWS Food Price Monitoring and Analysis Tool.



GIEWS Country Brief Azerbaijan

Reference Date: 05-June-2020

FOOD SECURITY SNAPSHOT

- Unfavourable prospects for 2020 wheat crop production in some areas
- Cereal production in 2019 set at above-average level
- Wheat import requirements in 2019/20 marketing year forecast slightly below average
- In April, prices of wheat flour remained stable, while prices of potatoes surged

Unfavourable prospects for 2020 wheat crop production in some areas

Harvesting of the 2020 winter cereals, mainly wheat, planted between November and December 2019, has just started. Well below-average precipitation amounts in the season severely affected crops in key wheat producing northwestern district of Ganja Gazakh and central district of Aran, as shown by the Agricultural Stress Index in mid-May (see ASI map).

Planting of the 2020 spring crops, to be harvested from July, finalized in April under overall favourable weather conditions.

Cereal production in 2019 set at above-average level

Harvesting of 2019 cereals finalized in August 2019 and the output is estimated at 3.5 million tonnes, more than 15 percent above the five-year average. The high outturn is mainly due to favourable weather conditions during the season and well above-average area planted with wheat, output of which is estimated at 2.2 million tonnes, about 20 percent above the average level. Barley output is also estimated well above the average.

Wheat import requirements in 2019/20 forecast slightly below average

In the 2019/20 (July/June) marketing year, total cereal import requirements are forecast at about 1.3 million tonnes, 10 percent below the average level. Wheat import requirements, which account, on average, for more than 90 percent of total cereal imports, are forecast at 1.2 million tonnes, 5 percent below the average level, due to good domestic supplies following the large outputs obtained in the last two years. Maize imports are forecast at 60 000 tonnes, well below the five-year average.

Azerbaijan

Crop Calendar

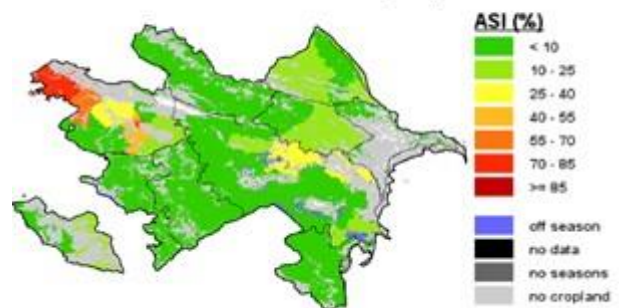
(*major foodcrop)



Source: FAO/GIEWS.

Azerbaijan - Agricultural Stress Index (ASI)

from start of season 1 to Dekad 2, May 2020



Source: FAO/GIEWS Earth Observation System.

Azerbaijan

Cereal Production

	2014-2018 average	2018	2019 estimate	change 2019/2018
	000 tonnes			percent
Wheat	1 770	2 043	2 167	6.1
Barley	895	942	1 010	7.2
Maize	225	248	235	-5.2
Others	36	45	52	16.2
Total	2 927	3 278	3 464	5.7

Note: percentage change calculated from unrounded data.

Source: FAO/GIEWS Country Cereal Balance Sheet.

In April, prices of wheat flour remained stable, while prices of potatoes surged

Retail prices of wheat flour have remained generally stable between January and April 2020, amid the good domestic output obtained in 2019.

Prices of potatoes, another important staple in the country, have been increasing since February 2020, in line with seasonal trends, and increased particularly in April due to strong consumer demand amid worries over the pandemic.

COVID-19 and measures adopted by the Government

In response to the COVID-19 pandemic, the Government has taken a number of measures, including the implementation temperature screening procedures at all airports; closing borders to non-nationals; imposing lockdown, quarantine and self-isolation measures; restricting movements within the country; closing cinemas, museums, theatres, entertainment centres, restaurants and gyms; prohibiting entrance to all boulevards and parks.

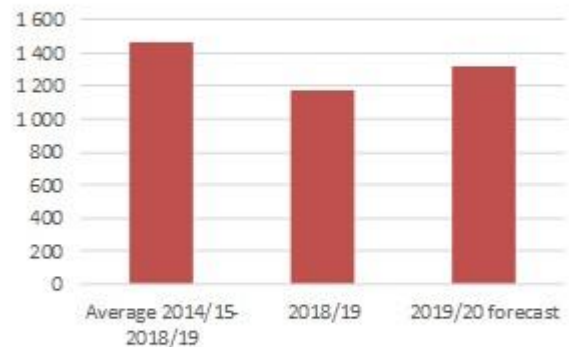
The Government allocated AZN 2.5 billion (USD 1.5 billion) to mitigate the impact of COVID-19 over the economy. In addition, AZN 97 million (USD 57 million) were allocated to the State Agency for Compulsory Medical Insurance for the supply of necessary medical equipment.

Disclaimer: The designations employed and the presentation of material in this information product do not imply the expression of any opinion whatsoever on the part of FAO concerning the legal status of any country, territory, city or area or of its authorities, or concerning the delimitation of its frontiers or boundaries.

Azerbaijan

Cereals Imports

000 tonnes



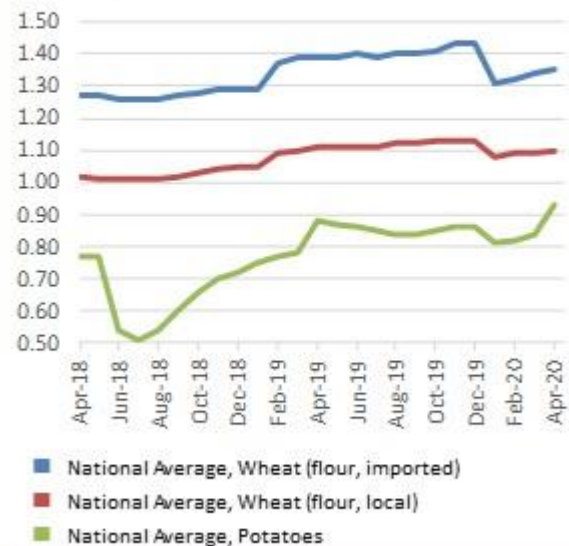
Note: Includes rice in milled terms. Split year refers to individual crop marketing years (for rice, calendar year of second year shown).

Source: FAO/GIEWS Country Cereal Balance Sheets.

Azerbaijan

Retail prices of wheat flour and potatoes

Manat per kg



Source: FAO/GIEWS Food Price Monitoring and Analysis Tool.



GIEWS Country Brief Azerbaijan

Reference Date: 17-February-2020

FOOD SECURITY SNAPSHOT

- Area planted with 2020 winter cereals estimated above average
- Cereal production in 2019 set at above-average level
- Wheat import requirements in 2019/20 marketing year forecast slightly below average
- Prices of wheat flour remained stable in December

Area planted with 2020 winter cereals estimated at above-average level

Planting of the 2020 winter cereal crops, mainly wheat, for harvest in June/July, took place between November 2019 and mid-January 2020. The area planted is estimated at a slightly above-average level of 1 million hectares, reflecting the Government's strategy to reduce import dependency by increasing domestic production.

Well below-average precipitation amounts between September and December 2019 affected soil moisture in some croplands (particularly in the southern district of Lankaran and in the southwestern district of Yukhari Garabakh), where, according to satellite-based imagery, vegetation conditions are below average. As crops are currently still in the germination phase, rainfall performance in the coming months is crucial to determine the 2020 winter cereals output level.

Cereal production in 2019 set at above-average level

Harvesting of 2019 cereals finalized in August 2019 and the output is estimated at 3.5 million tonnes, more than 15 percent above the five-year average. The high outturn is mainly due to favourable weather conditions across the season and well above-average area planted with wheat, output of which is estimated at 2.2 million tonnes, about 20 percent above the average level. Barley output is estimated also well above the average.

Wheat import requirements in 2019/20 forecast slightly below average

In the 2019/20 (July/June) marketing year, total cereal import requirements are forecast at about 1.3 million tonnes, 10 percent below the average level. Wheat import requirements, which account on average for more than 90 percent of total cereal

Azerbaijan

Crop Calendar

(*major foodcrop)



Source: FAO/GIEWS.

Azerbaijan

Cereal Production

	2014-2018 average	2018	2019 estimate	change 2019/2018
	000 tonnes			percent
Wheat	1 770	2 043	2 167	6.1
Barley	895	942	1 010	7.2
Maize	225	248	235	-5.2
Others	36	45	52	16.2
Total	2 927	3 278	3 464	5.7

Note: percentage change calculated from unrounded data.

Source: FAO/GIEWS Country Cereal Balance Sheet.

imports, are forecast at slightly a below-average level of 1.2 million tonnes, due to good domestic supplies following large outputs obtained in the last two years.

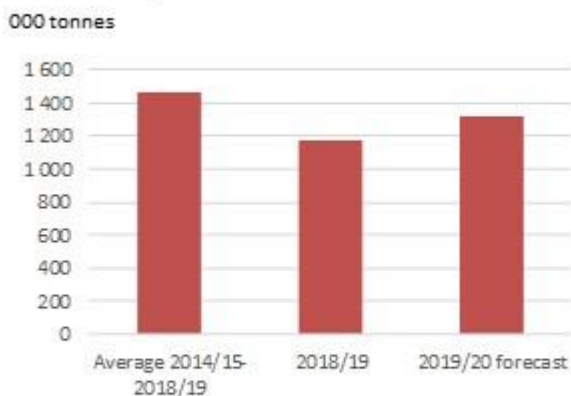
Prices of wheat flour remained stable in December

Retail prices of wheat flour have remained stable from March 2019 to December (last available data), amid the good domestic output obtained in 2019.

Prices of potatoes, another important staple in the country, have been generally following the seasonal trends. They decreased from May to August 2019 and remained stable between September and December 2019.

Azerbaijan

Cereals Imports

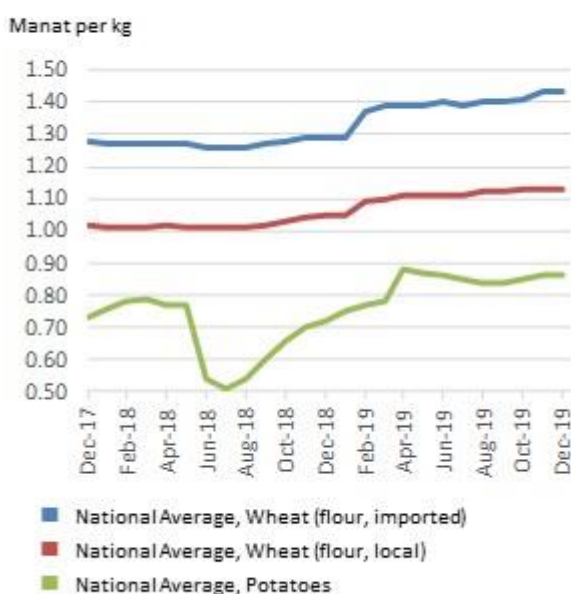


Note: Includes rice in milled terms. Split year refers to individual crop marketing years (for rice, calendar year of second year shown).

Source: FAO/GIEWS Country Cereal Balance Sheets.

Azerbaijan

Retail prices of wheat flour and potatoes



Source: FAO/GIEWS Food Price Monitoring and Analysis Tool.

Disclaimer: The designations employed and the presentation of material in this information product do not imply the expression of any opinion whatsoever on the part of FAO concerning the legal status of any country, territory, city or area or of its authorities, or concerning the delimitation of its frontiers or boundaries.



GIEWS Country Brief Azerbaijan

Reference Date: 29-May-2019

FOOD SECURITY SNAPSHOT

- Conditions of 2019 cereal crops are favourable
- Record cereal production obtained in 2018
- Cereal imports in 2018/19 forecast well below average
- In March, prices of wheat flour higher than year before

Favourable conditions of 2019 cereal crops

Planting of the 2019 spring crops, to be harvested between July and August, finalized by the end of April, while harvesting of the 2019 winter cereals will start in early June. Winter cereals, mainly wheat and barley, account for about 90 percent of total grains production.

According to the remote sensing data, as of mid-May, vegetation conditions were above average across the country. Rain levels have been close to or above average throughout the growing season in most cropping areas, and, together with adequate supplies of irrigation water, had a positive impact on crop development.

Record cereal production obtained in 2018

Harvesting of the 2018 cereal crops finalized at the end of August and the total 2018 cereal production, mainly wheat, is estimated at record 3.3 million tonnes. Favourable weather conditions throughout the growing season and above-average plantings boosted yields of the wheat crop, allowing for a nine-year high output of slightly more than 2 million tonnes. The barley and maize outputs are officially estimated at the above-average levels of 942 000 and 248 000 tonnes respectively.

Cereal imports in 2018/19 forecast well below average

Cereal import requirements for the 2018/19 marketing year (July/June) are forecast at about 1.4 million tonnes, 12 percent below the average level, given the bumper output obtained in 2018. Wheat grain and wheat flour account for more than 90 percent of total cereal import requirements and aggregate shipments to the country are forecast at about 1.3 million tonnes.

Azerbaijan

Crop Calendar

(*major foodcrop)



Sowing
Growing
Harvesting

Source: FAO/GIEWS.

Azerbaijan

Cereal Production

	2013-2017 average	2017	2018 estimate	change 2018/2017
	000 tonnes			percent
Wheat	1 740	1 819	2 043	12.3
Barley	871	815	942	15.6
Maize	217	236	248	5.0
Others	34	47	52	8.9
Total	2 862	2 917	3 284	12.6

Note: percentage change calculated from unrounded data.

Source: FAO/GIEWS Country Cereal Balance Sheet.

In March, prices of wheat flour higher than a year before

Wheat flour prices have been overall stable in the last months. However, in March 2019, they were about 10 percent higher than in the corresponding month in 2018, mainly reflecting year-on-year higher export prices from the Russian Federation and Kazakhstan, the main wheat suppliers to the country.

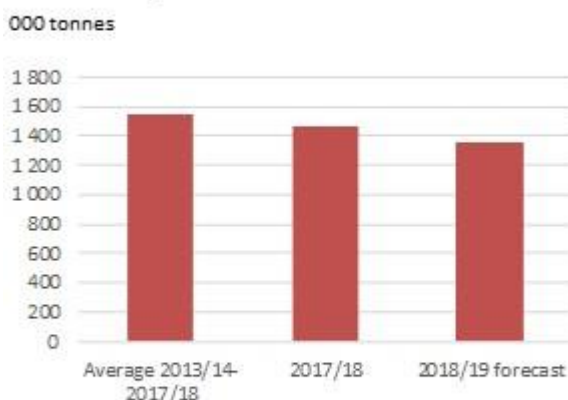
Prices of potatoes, another important staple in the country, have been slightly but constantly increasing since August 2018, in line with seasonal trends. In March 2019, prices of potatoes were slightly lower than in March 2018, despite a slight year-on-year reduction in output.

In attempt to ensure sufficient domestic availabilities, on 5 April 2019, the ministries of Economy and Agriculture agreed on the introduction of temporary duties on the exports of some vegetable products. A duty was introduced on exports of potatoes and was effective until 30 April 2019, while a duty imposed on exports of onions and cabbage will stay in place until 31 May 2019. In addition, duties on imports of onions have been removed, [see FPMA policy](#).

Disclaimer: The designations employed and the presentation of material in this information product do not imply the expression of any opinion whatsoever on the part of FAO concerning the legal status of any country, territory, city or area or of its authorities, or concerning the delimitation of its frontiers or boundaries.

Azerbaijan

Cereals Imports

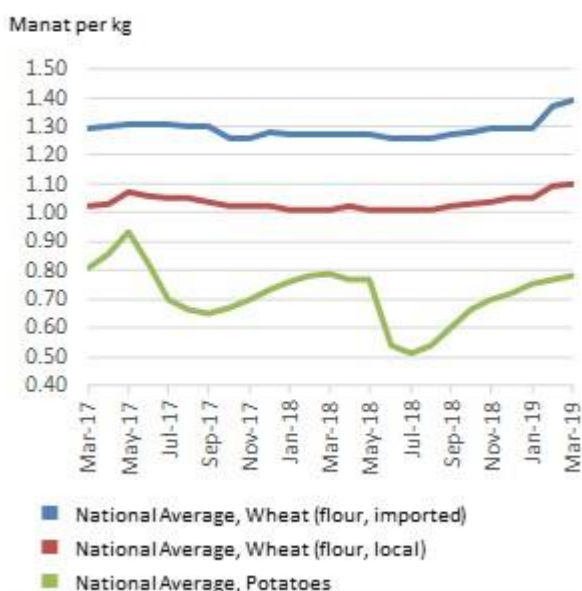


Note: Includes rice in milled terms. Split year refers to individual crop marketing years (for rice, calendar year of second year shown).

Source: FAO/GIEWS Country Cereal Balance Sheets.

Azerbaijan

Retail prices of wheat flour and potatoes



Source: FAO/GIEWS Food Price Monitoring and Analysis Tool.



GIEWS Country Brief Azerbaijan

Reference Date: 29-May-2019

FOOD SECURITY SNAPSHOT

- Conditions of 2019 cereal crops are favourable
- Record cereal production obtained in 2018
- Cereal imports in 2018/19 forecast well below average
- In March, prices of wheat flour higher than year before

Favourable conditions of 2019 cereal crops

Planting of the 2019 spring crops, to be harvested between July and August, finalized by the end of April, while harvesting of the 2019 winter cereals will start in early June. Winter cereals, mainly wheat and barley, account for about 90 percent of total grains production.

According to the remote sensing data, as of mid-May, vegetation conditions were above average across the country. Rain levels have been close to or above average throughout the growing season in most cropping areas, and, together with adequate supplies of irrigation water, had a positive impact on crop development.

Record cereal production obtained in 2018

Harvesting of the 2018 cereal crops finalized at the end of August and the total 2018 cereal production, mainly wheat, is estimated at record 3.3 million tonnes. Favourable weather conditions throughout the growing season and above-average plantings boosted yields of the wheat crop, allowing for a nine-year high output of slightly more than 2 million tonnes. The barley and maize outputs are officially estimated at the above-average levels of 942 000 and 248 000 tonnes respectively.

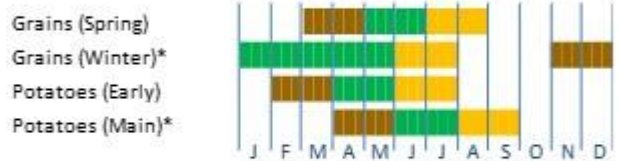
Cereal imports in 2018/19 forecast well below average

Cereal import requirements for the 2018/19 marketing year (July/June) are forecast at about 1.4 million tonnes, 12 percent below the average level, given the bumper output obtained in 2018. Wheat grain and wheat flour account for more than 90 percent of total cereal import requirements and aggregate shipments to the country are forecast at about 1.3 million tonnes.

Azerbaijan

Crop Calendar

(*major foodcrop)



Sowing
Growing
Harvesting

Source: FAO/GIEWS.

Azerbaijan

Cereal Production

	2013-2017 average	2017	2018 estimate	change 2018/2017
	000 tonnes			percent
Wheat	1 740	1 819	2 043	12.3
Barley	871	815	942	15.6
Maize	217	236	248	5.0
Others	34	47	52	8.9
Total	2 862	2 917	3 284	12.6

Note: percentage change calculated from unrounded data.

Source: FAO/GIEWS Country Cereal Balance Sheet.

In March, prices of wheat flour higher than a year before

Wheat flour prices have been overall stable in the last months. However, in March 2019, they were about 10 percent higher than in the corresponding month in 2018, mainly reflecting year-on-year higher export prices from the Russian Federation and Kazakhstan, the main wheat suppliers to the country.

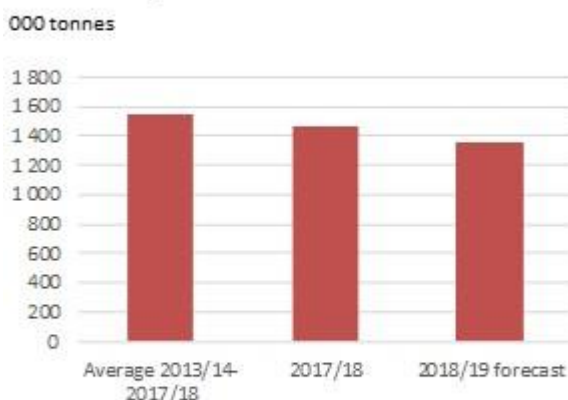
Prices of potatoes, another important staple in the country, have been slightly but constantly increasing since August 2018, in line with seasonal trends. In March 2019, prices of potatoes were slightly lower than in March 2018, despite a slight year-on-year reduction in output.

In attempt to ensure sufficient domestic availabilities, on 5 April 2019, the ministries of Economy and Agriculture agreed on the introduction of temporary duties on the exports of some vegetable products. A duty was introduced on exports of potatoes and was effective until 30 April 2019, while a duty imposed on exports of onions and cabbage will stay in place until 31 May 2019. In addition, duties on imports of onions have been removed, ([see FPMA policy](#)).

Disclaimer: The designations employed and the presentation of material in this information product do not imply the expression of any opinion whatsoever on the part of FAO concerning the legal status of any country, territory, city or area or of its authorities, or concerning the delimitation of its frontiers or boundaries.

Azerbaijan

Cereals Imports

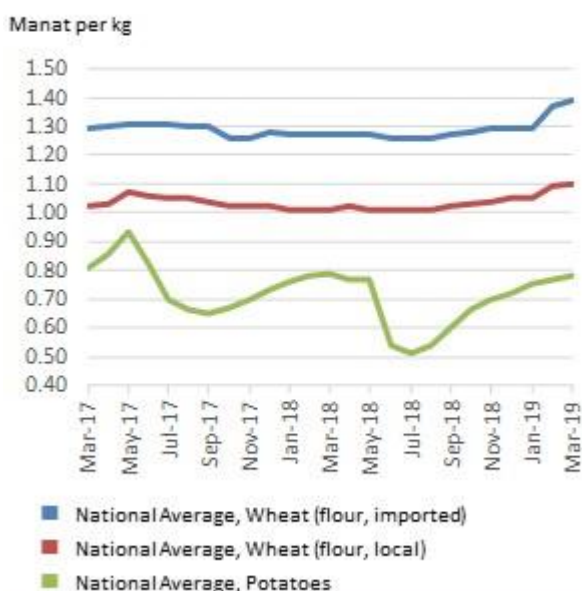


Note: Includes rice in milled terms. Split year refers to individual crop marketing years (for rice, calendar year of second year shown).

Source: FAO/GIEWS Country Cereal Balance Sheets.

Azerbaijan

Retail prices of wheat flour and potatoes



Source: FAO/GIEWS Food Price Monitoring and Analysis Tool.



GIEWS Country Brief Azerbaijan

Reference Date: 12-October-2018

FOOD SECURITY SNAPSHOT

- Cereal production in 2018 estimated above average due to favourable weather conditions
- Cereal imports in 2018/19 marketing year forecast slightly below average
- Prices of potatoes in July reached in July lowest levels since 2012

Cereal production in 2018 estimated above average due to favourable weather conditions

Harvesting of cereal crops finalized at the end of August. Total cereal production for 2018 is estimated at about 3.2 million tonnes, 8 percent above last year's level and higher than the five-year average. The increase in production is mainly due to favourable weather conditions during the growing season, which had a positive impact especially on the wheat output, estimated at a well above-average level of 2 million tonnes.

Planting of winter cereals for harvest in 2019 is about to start in November under favourable weather conditions.

Cereal imports in 2018/19 forecast slightly below average

Cereal import requirements for the 2018/19 marketing year (July/June) are forecast at 1.4 million tonnes, close to last year's level and slightly below the average. Wheat and wheat flour account for 90 percent of the import requirements and are mainly sourced from the Russian Federation and Kazakhstan.

In July, prices of potatoes reached lowest levels since 2012

Wheat flour prices have been virtually unchanged since May and, in August, they were slightly below the previous year's levels, mainly reflecting adequate domestic supplies and stable export prices from Kazakhstan.

Prices of potatoes, another important staple in the country, reached their six-year low in July. In August, despite a slight increase, prices of potatoes were still 18 percent below their year-earlier levels, reflecting the bumper production obtained in the country as well as in other countries of the subregion.

In order to prevent further price declines and protect local producers from profit losses, on 5 September 2018, the

Azerbaijan

Crop Calendar

(*major foodcrop)



Sowing
Growing
Harvesting

Source: FAO/GIEWS.

Azerbaijan

Cereal Production

	2013-2017 average	2017	2018 estimate	change 2018/2017
	000 tonnes			percent
Wheat	1 740	1 819	2 000	10,0
Barley	871	815	870	6,7
Others	33	46	46	-0,9
Total	2 861	2 916	3 151	8,1

Note: percentage change calculated from unrounded data.

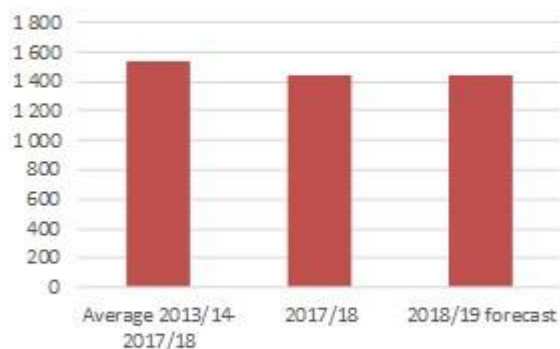
Source: FAO/GIEWS Country Cereal Balance Sheet.

Government raised the import duties on imported potatoes from 15 to 30 percent of the custom value. This measure is expected to stay in place until 31 October 2018 ([see FPMA policy](#)).

Azerbaijan

Cereals Imports

000 tonnes



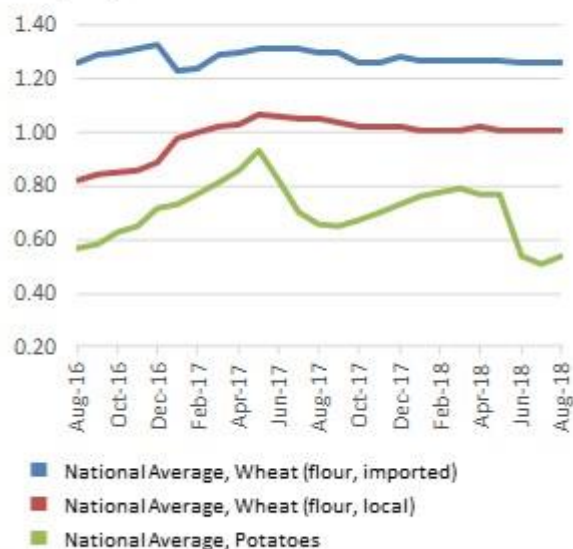
Note: Includes rice in milled terms. Split year refers to individual crop marketing years (for rice, calendar year of second year shown).

Source: FAO/GIEWS Country Cereal Balance Sheets.

Azerbaijan

Retail prices of wheat flour and potatoes

Manat per kg



Source: FAO/GIEWS Food Price Monitoring and Analysis Tool.

Disclaimer: The designations employed and the presentation of material in this information product do not imply the expression of any opinion whatsoever on the part of FAO concerning the legal status of any country, territory, city or area or of its authorities, or concerning the delimitation of its frontiers or boundaries.



GIEWS Country Brief Azerbaijan

Reference Date: 29-June-2017

FOOD SECURITY SNAPSHOT

- Cereal production in 2017 forecast at average level
- Cereal imports expected to increase slightly from 2016/17 marketing year
- Prices of locally-produced wheat flour increased by 40 percent over last 12 months

Cereal production in 2017 forecast at close to five-year average level

Harvesting of the 2017 winter cereal crops, which account for more than 90 percent of the total cereal production, started in early June. Total area planted under cereals this season is forecast close to last year's level. The 2017 spring plantings were completed in April under generally favourable weather conditions, although some moisture deficits were observed in some areas.

Assuming normal weather conditions, FAO's forecast for 2017 cereal production stands at 2.9 million tonnes similar to last five-year average.


Cereal imports forecast to increase in 2017/18 marketing year (July/June)

The 2017/18 (July/June) cereal imports, mainly wheat and wheat flour, are forecast at 1.6 million tonnes, slightly above the previous year's level. Overall, cereal imports account for about 50 percent of the country's total domestic consumption. The Russian Federation is expected to remain the country's main supplier of wheat and wheat flour in 2017/18, as it is expected to offer more competitive prices compared to other exporting countries in the subregion.

Prices of local wheat flour almost 40 percent higher in April than year earlier

Prices of locally-produced wheat flour were stable in April, but about 40 percent above year-earlier levels, mainly due to currency weakness and higher utility prices, including electricity, gas and water, which increased milling costs. Prices of imported wheat flour were slightly above their levels of April 2016, mainly reflecting price trends on the export markets.

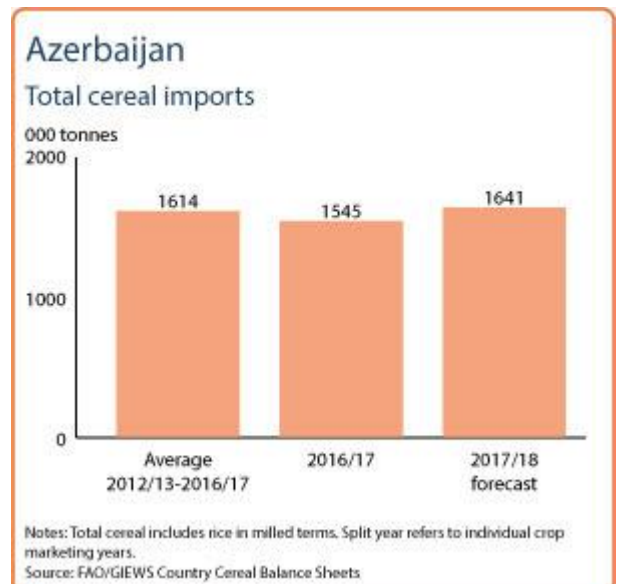
Prices of potatoes, an important staple in the country, increased sharply over the past few months and reached very high levels in April. Prices rose by 6 percent in April and were about 15 percent higher than their year-earlier levels. Seasonal patterns were



Azerbaijan Cereal production

	2012-2016 average	2016	2017 forecast	change 2017/2016
	000 tonnes			percent
Wheat	1 803	1 852	1 750	-6
Barley	856	954	950	0
Maize	206	224	209	-7
Others	34	37	34	-8
Total	2 899	3 067	2 943	-4

Note: percentage change calculated from unrounded data. Source: FAO/GIEWS Country Cereal Balance Sheets



exacerbated by a reduction in the 2016 output of the main subregional exporters, in particular the Russian Federation.



Disclaimer: The designations employed and the presentation of material in this information product do not imply the expression of any opinion whatsoever on the part of FAO concerning the legal status of any country, territory, city or area or of its authorities, or concerning the delimitation of its frontiers or boundaries.



GIEWS Country Brief Azerbaijan

Reference Date: 20-December-2016

FOOD SECURITY SNAPSHOT

- Favourable weather conditions contributed to bumper cereal crop in 2016
- Cereal imports to increase slightly from 2015/16 marketing year
- Prices of wheat flour increased in October

Favourable weather conditions contributed to bumper cereal crop in 2016

According to latest estimates, the aggregate cereal harvest in 2016 stands at around 3 million tonnes, slightly below the record of last year and well above the average. Wheat production is estimated at 1.9 million tonnes, marginally below the 2015 level. Barley and maize are estimated to account for 1 million tonnes and 200 000 tonnes, respectively.

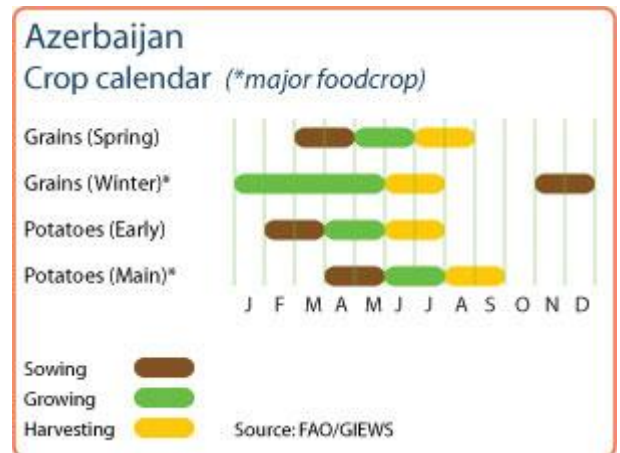
Planting of winter cereal crops for harvest by mid-2017 is underway. Around 800 000 hectares have been planted by the beginning of December, with a target for planted area set at 965 000 hectares. The abundant rainfall during the autumn delayed plantings, but was beneficial for soil moisture and future crop development.

Cereal imports to increase in 2016/17 marketing year (July/June)

Following the small reduction in the 2016 cereal harvest, the 2016/17 (July/June) cereal imports are estimated slightly above the previous year's level, at 1.7 million tonnes. Imports account for about 50 percent of the country's total domestic consumption. The Russian Federation is expected to remain the country's main supplier of wheat and wheat flour in 2016/17, a position it took over from Kazakhstan since 2012/13, largely as it has been able to offer more competitive prices.

Prices of local wheat flour almost 50 percent higher in October than year earlier

Prices of wheat flour continued to rise in October although the pace of the increase slowed down. Prices of imported wheat flour were slightly above their level of the previous month and were more than 20 percent higher than in October 2015. Prices of locally-produced wheat flour increased by 2 percent up from the previous month and 50 percent higher than a year earlier. Increased electricity tariffs, together with continuing weakening of the national currency, are the main drivers of the price increases.



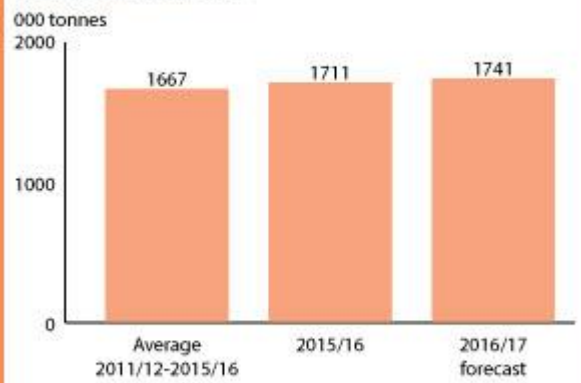
Azerbaijan
Cereal production

	2011-2015 average	2015	2016 estimate	change 2016/2015
	000 tonnes			percent
Wheat	1 761	1 974	1 900	-4
Barley	791	1 064	1 000	-6
Maize	192	214	200	-7
Others	33	34	35	3
Total	2 777	3 286	3 135	-5

Note: percentage change calculated from unrounded data.
Source: FAO/GIEWS Country Cereal Balance Sheets

Azerbaijan

Total cereal imports

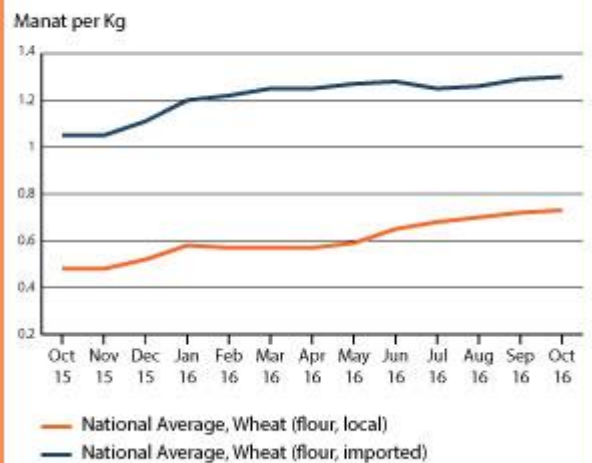


Notes: Total cereal includes rice in milled terms. Split year refers to individual crop marketing years.

Source: FAO/GIEWS Country Cereal Balance Sheets

Azerbaijan

Retail prices of wheat flour



— National Average, Wheat (flour, local)
— National Average, Wheat (flour, imported)

Source: State Statistical Committee of the Republic of Azerbaijan



GIEWS Country Brief Azerbaijan

Reference Date: 21-July-2016

FOOD SECURITY SNAPSHOT

- Prospects for 2016 cereal production favourable
- Cereal imports to increase slightly from 2015/16 marketing year
- Prices of wheat flour 30 percent higher in mid-2016 than at same time last year

Favourable weather contributed to bumper cereal crop in 2016

Harvesting the 2016 cereal crops started in the beginning of June. According to latest estimates, the aggregate cereal harvest in 2016 stands at 2.94 million tonnes, just 2 percent below the record of last year and well above the average. Wheat production is estimated at 1.7 million tonnes, marginally above the 2015 level. Barley and maize are estimated to account for 1 million and 200 000 tonnes, respectively. Favourable weather conditions - good snow coverage during the winter and abundant rainfall during the spring months - were largely behind the bumper crop achieved again this year.

Cereal imports to remain below average in 2016/17 marketing year (July/June)

Following the small reduction in 2016 cereal harvest, the 2016/17 (July/June) cereal imports are estimated slightly above the previous year's level, at 1.6 million tonnes. Imports account for about 50 percent of the country's total domestic consumption. The Russian Federation is expected to remain the country's main supplier of wheat and wheat flour in 2016/17, a position it took over from Kazakhstan since 2012/13, largely as it has been able to offer more competitive prices.

Prices of local wheat flour almost 30 percent higher in mid-2016 than year earlier

As in the past months, prices of wheat flour continued to rise in May. Prices of imported wheat flour were 1.6 percent above their level of the previous month and were 22 percent higher than in May 2015. Prices of locally-produced wheat flour increased more, almost 4 percent up from the previous month and 28 percent higher than a year earlier. Increased electricity tariffs together with continuing weakening of the national currency are the main drivers of price increases.



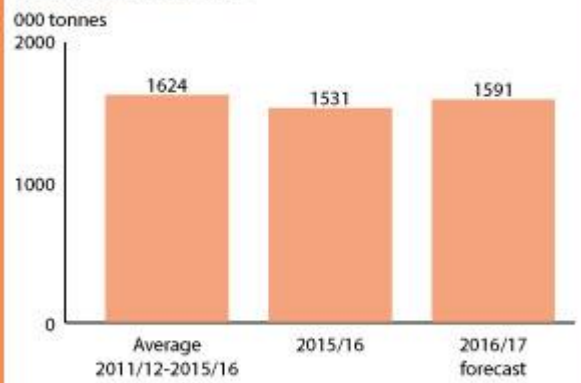
Azerbaijan Cereal production

	2011-2015 average	2015	2016 forecast	change 2016/2015
	000 tonnes			percent
Wheat	1 703	1 687	1 700	1
Barley	791	1 064	1 000	-6
Maize	192	214	200	-7
Others	33	34	35	3
Total	2 720	2 999	2 935	-2

Note: percentage change calculated from unrounded data.
Source: FAO/GIEWS Country Cereal Balance Sheets

Azerbaijan

Total cereal imports

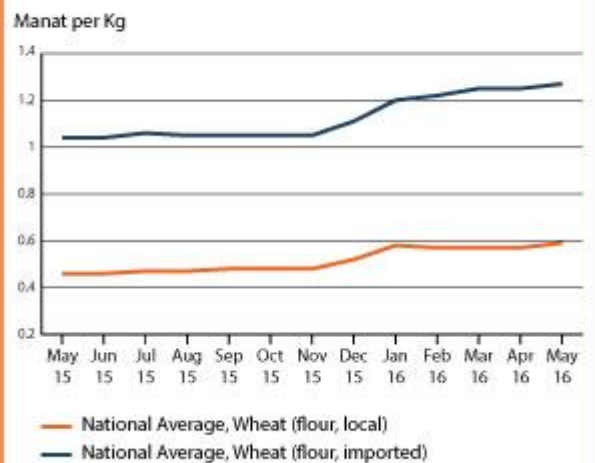


Notes: Total cereal includes rice in milled terms. Split year refers to individual crop marketing years.

Source: FAO/GIEWS Country Cereal Balance Sheets

Azerbaijan

Retail prices of wheat flour



— National Average, Wheat (flour, local)
— National Average, Wheat (flour, imported)

Source: State Statistical Committee of the Republic of Azerbaijan

Reference Date: 31-March-2016

FOOD SECURITY SNAPSHOT

- Prospects for 2016 cereal production favourable
- Cereal imports to decrease sharply in 2015/16 marketing year
- Prices of wheat flour 50 percent higher in early 2016 than year before

Prospects for 2016 cereal production favourable

Harvesting 2016 winter cereal crops, which account for around 95 percent of the total cereal production, will start in early June. Remote sensing data shows that rainfall has been above average during January to mid-March, when crops break dormancy and vegetative growth begins, which is expected to benefit crop development. Good levels of precipitation will also be beneficial for the spring planting, which will start in May. Assuming that favourable weather will continue, FAO forecasts the 2016 aggregate wheat harvest (winter and spring seasons) to remain close to last year's level at about 1.7 million tonnes. Overall, total cereal production, mainly wheat, barley and maize crops, is forecast at 2.7 million tonnes in 2016.

Favourable weather contributed to increased cereal production in 2015

According to latest estimates, the aggregate cereal harvest in 2015 stands at 2.71 million tonnes, 10 percent higher than in the previous year. Wheat production is estimated at 1.7 million tonnes, an increase of 16 percent compared to the reduced harvest in 2014. Barley and maize are estimated to account for 800 000 and 206 000 tonnes, respectively.

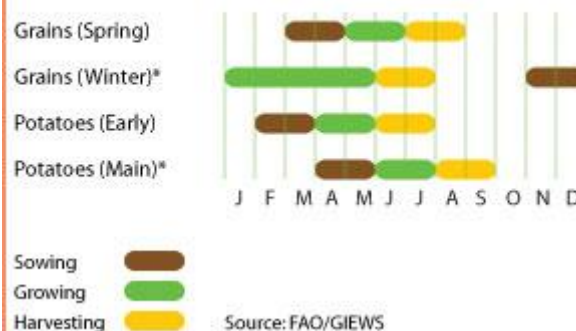
Cereal imports to decrease sharply in 2015/16 marketing year (July/June)

Following the 2015 bumper cereal harvests, the 2015/16 (July/June) cereal import requirements are expected to decrease more than 20 percent, compared with the previous year, to about 1.5 million tonnes. Imports account to about 40 percent of the country's total domestic consumption. As in the past two years, the bulk of the imports in 2015/16 are expected to be from the Russian Federation. Prior to 2012/13, Kazakhstan was the main supplier of wheat and wheat flour to the country but the lower quality of the wheat from the past two harvests, together with higher prices in Kazakhstan, have led Azerbaijan importers to favour the Russian Federation as a source.

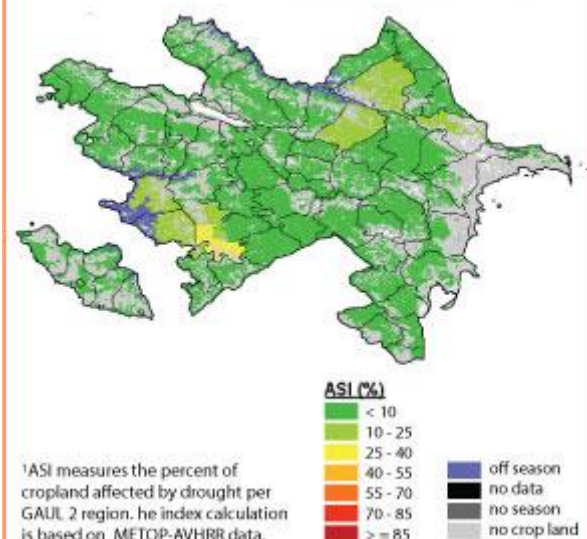
Prices of local wheat flour 50 percent higher in early 2016 than a year earlier

Prices of local wheat flour in January 2016 were 12 percent up from the previous month and almost 50 percent higher than a

Azerbaijan Crop calendar (*major foodcrop)



Azerbaijan - Agricultural Stress Index (ASI)¹ from start of season 1 to dekad 3 April 2015



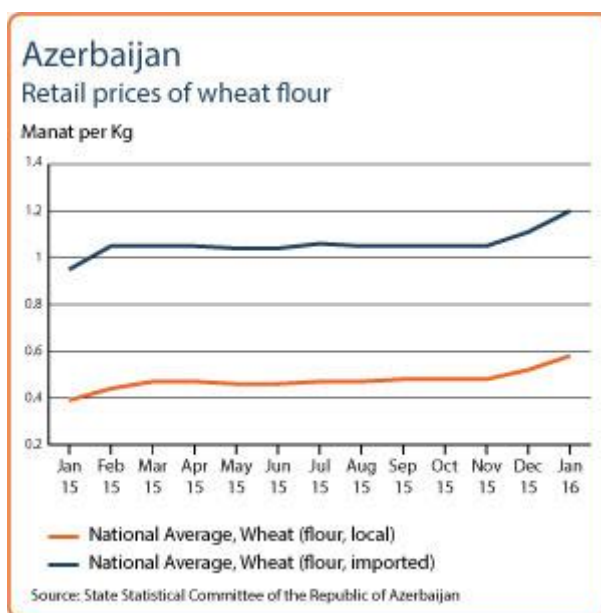
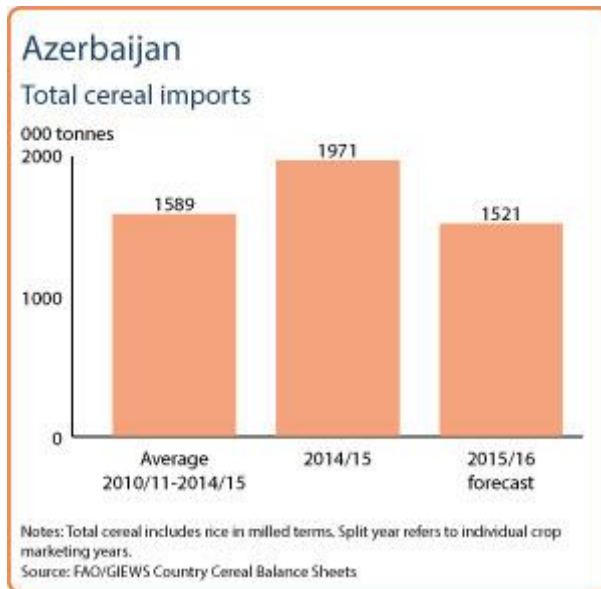
Azerbaijan Cereal production

	2010-2014 average	2014	2015 estimate	change 2015/2014
	000 tonnes			percent
Wheat	1 628	1 449	1 687	16
Barley	704	800	800	0
Maize	176	204	206	1
Others	18	17	19	12
Total	2 526	2 470	2 712	10

Note: percentage change calculated from unrounded data. Source: FAO/GIEWS Country Cereal Balance Sheets

year earlier. Prices of imported wheat flour, which is generally more costly, was 30 percent higher than a year earlier. The price increases are largely due to the sharp weakening of the national currency.

As of 15 January, the Government has exempted wheat, wheat flour and bread from the value added tax after widespread protests over the deteriorating economic conditions that have seen the prices of staples, such as flour and bread, rise steeply in recent months. The measure has been implemented to bring the prices of these foods down for consumers.



Reference Date: 11-May-2015

FOOD SECURITY SNAPSHOT

- Prospects for 2015 cereal production are favourable
- Cereal imports to remain stable in 2014/15 marketing year (July/June)
- Prices of wheat flour stable but at record levels in March

Prospects for 2015 cereal production are favourable

Harvesting of the 2015 winter cereal crops, which account for around 95 percent of the total cereal production, will start in early June. Remote sensing data show above-average rainfall during the growing season January to mid-May, over most of the country, which together with adequate supplies of irrigation water, benefitted crop development. Favourable weather conditions also benefitted the 2015 secondary spring crops, which are currently in their early development stages. Satellite image-based Normalized Difference Vegetation Index (NDVI) shows that vegetation conditions in most of the country are above-average (as shown by the NDVI map). Assuming that favourable weather will continue, FAO forecasts the 2015 aggregate wheat harvest (main and secondary seasons), to recover from last year's slightly reduced level and reach nearly 2 million tonnes.

Overall, total cereal production in 2015, mainly wheat, barley and maize crops, is forecast at 2.8 million tonnes, 3 percent above last year's level.

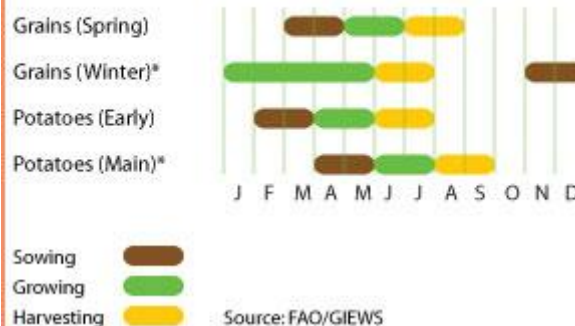
Cereal imports to remain stable in 2014/15 marketing year (July/June)

Cereal import in 2014/15 (July/June) marketing year are expected to remain unchanged compared with the previous year. The country's imports account to about 40 percent of total domestic consumption. The bulk of cereal imports, mainly wheat and wheat flour, come from Kazakhstan and about 20 percent from the Russian Federation.

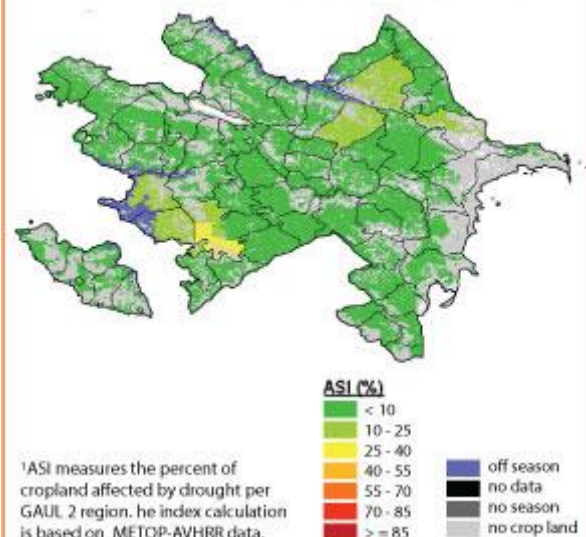
Prices of cereals stable but at record levels

Prices of wheat flour in March showed virtually no change compared to the previous month but were 10 percent higher than their levels a year earlier and at record levels (in nominal terms), after increasing in February mainly underpinned by the depreciation of the national currency. In an attempt to limit price increases, the Government released stocks from state reserves in early March. Prices of potatoes, another food staple, rose further in March and were 4 percent below the record levels of January last year.

Azerbaijan Crop calendar (*major foodcrop)



Azerbaijan - Agricultural Stress Index (ASI)¹ from start of season 1 to dekad 3 April 2015



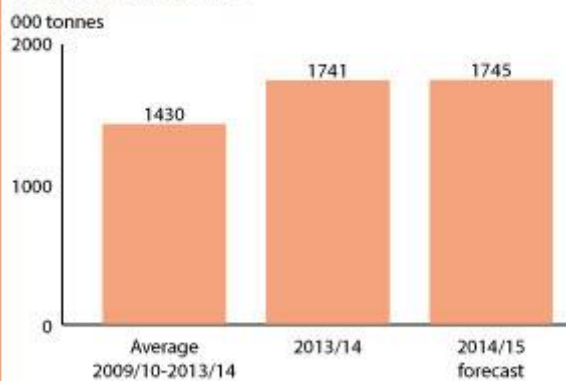
Azerbaijan Cereal production

	2010-2014 average	2014	2015 forecast	change 2015/2014
	000 tonnes			percent
Wheat	1 786	1 900	1 950	3
Barley	602	680	690	1
Maize	159	160	170	6
Others	18	20	20	0
Total	2 566	2 760	2 830	3

Note: percentage change calculated from unrounded data.
Source: FAO/GIEWS Country Cereal Balance Sheets

Azerbaijan

Total cereal imports

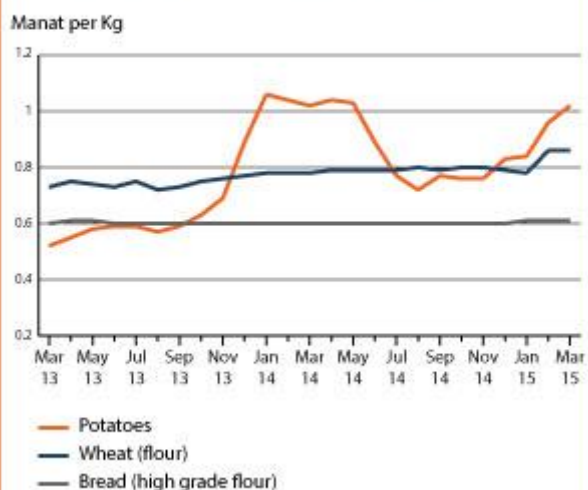


Notes: Total cereal includes rice in milled terms. Split year refers to individual crop marketing years.

Source: FAO/GIEWS Country Cereal Balance Sheets

Azerbaijan

Retail prices of selected staple foods



Source: State Statistical Committee of the Republic of Azerbaijan

Reference Date: 16-June-2014

FOOD SECURITY SNAPSHOT

- Prospects for 2014 cereal production are favourable
- Cereal imports to increase sharply in 2013/14 marketing year (July/June)
- Cereal prices stable, those of potatoes at near record levels

Prospects for 2014 cereal production are favourable

The area planted under cereals this season is close to last year's level and crops are reported in overall satisfactory conditions. About 94 percent of cereals planted areas is under winter crops. The 2014 spring plantings have been completed normally though excessive precipitation was observed in parts. The total planted area for winter and spring grains is estimated at around 1 million hectares. Almost two-thirds of the area planted is made up of wheat.

Favourable weather conditions and state support measures contributed to a bumper cereal harvest in 2013 which was estimated at about 2.9 million tonnes, some 6 percent higher than the previous year. Wheat accounts for 71 percent of total cereal output. The country plans to significantly increase wheat production in the near future in order to eliminate its import dependency.

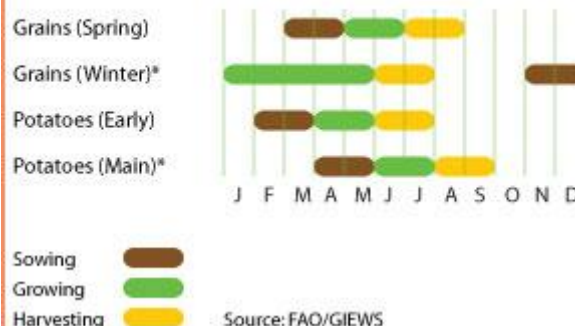
Cereal imports to increase sharply in 2013/14 marketing year (July/June)

In spite of 2013 bumper cereal harvests, the 2013/14 (July/June) cereal import requirements are expected to increase more than 20 percent compared with the previous year. The increase in imports is mainly driven by a build-up of stocks. The country's imports account to about 40 percent of total domestic consumption. The bulk of cereal imports, mainly wheat and wheat flour, come from Kazakhstan and about 20 percent from the Russian Federation. In order to eliminate import dependency by the end of 2015, the Government is supporting wheat production through several measures including the exemption of VAT for wheat and wheat flour, fuel and seed subsidies, soft loans and machinery services. Still, import requirements for the 2014/15 marketing year are foreseen at 1.5 million tonnes or slightly below the current marketing year's level.

Prices of cereals stable but those of potatoes at high levels

Prices of wheat flour in April showed virtually no change compared to the previous month and were slightly higher than a year earlier. Prices of potatoes rose only moderately in April but were well above their year-earlier levels and at near-record highs, after surging in previous months underpinned by increased fuel prices. Since average household consumption expenditure on food is around 43 percent, any increase of basic

Azerbaijan Crop calendar (*major foodcrop)

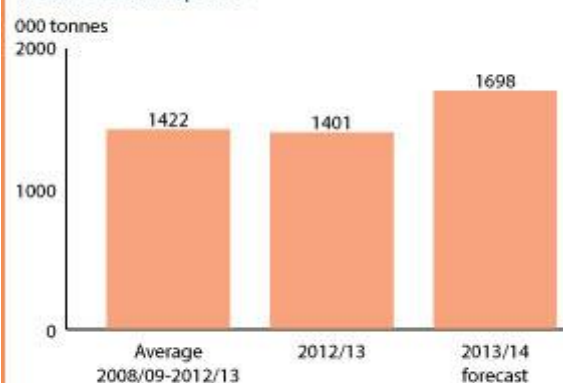


Azerbaijan Cereal production

	2009-2013 average	2013	2014 forecast	change 2014/2013
	000 tonnes		percent	
Wheat	1,766	2,080	2,000	-4
Barley	558	680	680	0
Maize	159	170	160	-6
Others	16	18	19	6
Total	2,499	2,948	2,859	-3

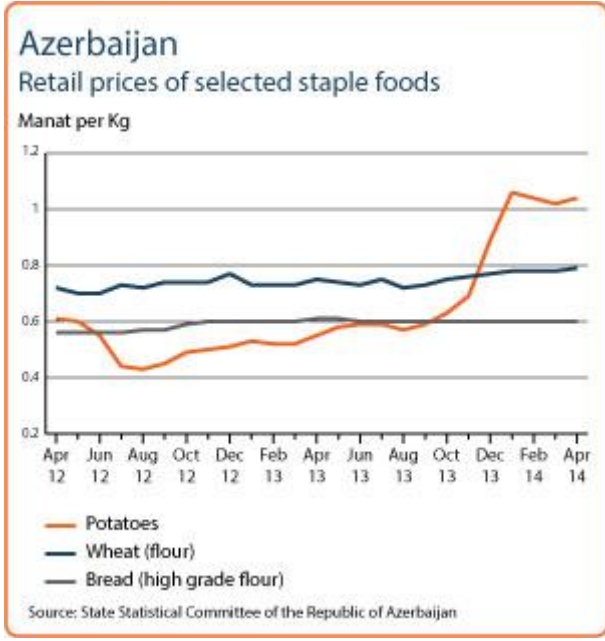
Note: percentage change calculated from unrounded data.
Source: FAO/GIEWS Country Cereal Balance Sheets

Azerbaijan Total cereal imports



Notes: Total cereal includes rice in milled terms. Split year refers to individual crop marketing years.
Source: FAO/GIEWS Country Cereal Balance Sheets

food prices may put at risk food security of low-income groups of population.



Reference Date: 13-January-2013

FOOD SECURITY SNAPSHOT

- The planting area for winter crops has been expanded
- Bumper harvest of cereal crops in 2012
- Cereal import requirements to decline in 2012/13 marketing year (July/June)
- Food prices on a few items increased on a year-on-year basis

The planting area for winter crops has been expanded

In Azerbaijan, the planting of winter crops continued up until mid December due to the lack of rainfall in October-November. According to official information the area planted with winter grains expanded by 6.8 percent in 2012 and was estimated at around 900 000 hectares as of 1 December 2012. Winter wheat and barley account for about 95 percent of total cereal production in the country. Two thirds of the planted area is made up of wheat fields and the remainder is mainly barley. The area under these two crops has increased by 3.4 percent and 16.5 percent respectively compared to last year's level.

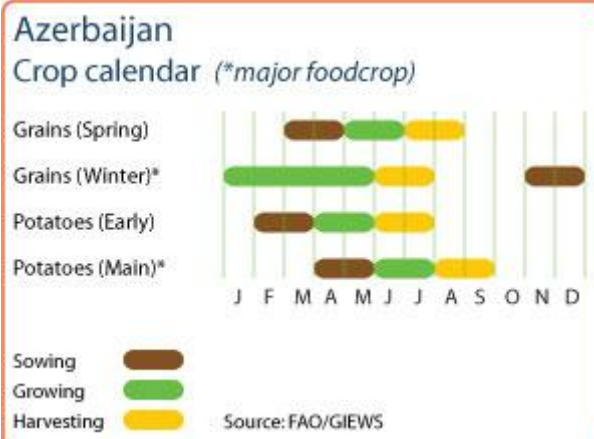
Bumper harvest of cereal crops in 2012

Favourable weather conditions and state support contributed to a bumper cereal harvest in 2012, estimated at over 2.75 million tonnes, of which 71 percent was wheat. A slight increase in the planted area under cereals combined with favourable weather also contributed to a better harvest, which is around 13 percent higher than last year's. Wheat production increased by 20 percent in 2012. The country expects to increase further cereal output in 2013 by expanding the planting area. However, there are some concerns about the degradation of the land, which may not allow a significant increase in yields.

Cereal import requirements to decline in 2012/13 marketing year (July/June)

The 2012/13 (July/June) cereal import requirements are expected to fall by 13 percent compared with the previous year following good cereal yields in 2012 and adequate carryover stocks as a result of large volumes of imports in 2011/12. The bulk of cereal imports, mainly wheat and wheat flour, come from Kazakhstan and the remaining 20 percent (approximately) comes from the Russian Federation. In accordance with the Government's special programme, it is predicted that import dependency will decrease significantly by the end of 2015. In order to stimulate wheat production, the Government has also recently adopted a decree which exempts wheat and wheat flour from VAT.

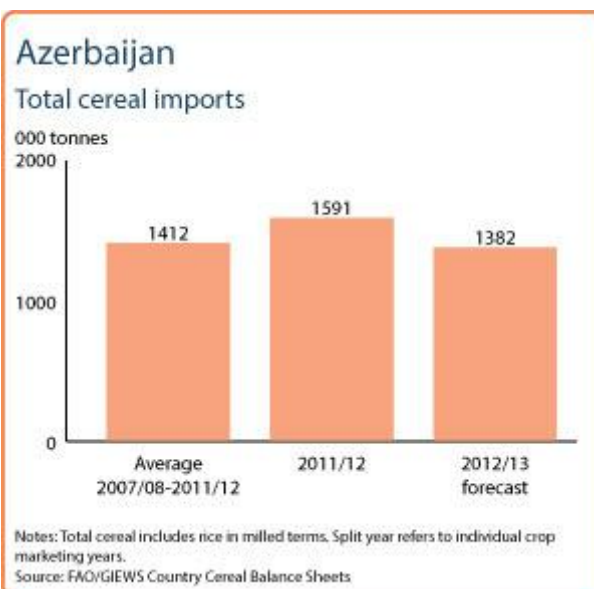
Food prices on some food products increased on a yearly basis



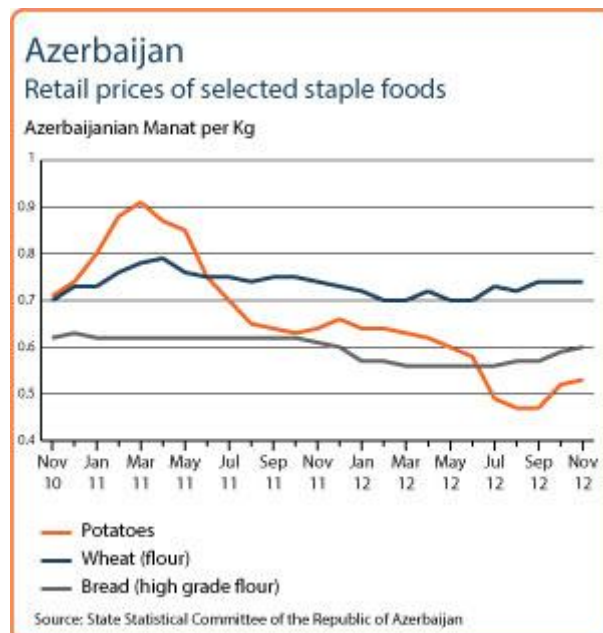
Azerbaijan
Cereal production

	2007-2011 average	2011	2012 estimate	change 2012/2011
	000 tonnes		percent	
Wheat	1,610	1,641	1,970	20
Barley	497	632	600	-5
Maize	156	152	162	7
Others	16	20	24	20
Total	2,279	2,445	2,756	13

Note: percentage change calculated from unrounded data.
Source: FAO/GIEWS Country Cereal Balance Sheets



In Azerbaijan, a decline in wheat flour and bread prices was observed in August, which reflects the good 2012 harvest. However, wheat flour prices strengthened in October, although they remained at about the same level till the end of 2012 due to improved domestic supplies from the bumper harvest. However, mutton and beef prices increased by 12 and 6 percent respectively compared to the same period of last year. Since the share of household expenditure on food is significant, any increase in food prices puts vulnerable population groups at risk of food insecurity.



Reference Date: 27-September-2012

FOOD SECURITY SNAPSHOT

- Good harvest of 2012 cereal crops
- Cereal import requirements significantly increased in 2011/2012
- Food prices on a few items increased on a yearly basis

Good harvest of the 2012 cereal crops

Favourable weather conditions and state support contributed to a good cereal harvest in 2012, which is estimated at over 2.6 million tonnes, out of which 70 percent is wheat. A slight increase in the planted area under cereals combined with favourable weather has also contributed to a better harvest, which is about 8 percent above last year's level. 2012 wheat production has increased by 12.5 percent


The planting of winter cereals-mainly wheat and barley-is about to start and weather conditions are generally good. Winter wheat and barley account for about 95 percent of total cereal production in the country. The sowing of winter cereal crops is generally good, and assuming favourable weather in the remaining months of the cropping season, the country expects to increase cereal output in 2013. In accordance with the Government's special programme it is predicted to significantly decrease import dependency by the end of 2015. In order to stimulate wheat production, the Government has also recently adopted a decree which exempts wheat and wheat flour from VAT.

Cereal import requirements to decline in 2012/13 marketing year (July/June)

The 2012/13 (July/June) cereal import requirements are expected to decline by 13 percent compared with the previous year following the 2012 good cereal output and adequate carry-over stocks as a result of large volumes of imports in 2011/12. The bulk of cereal imports, mainly wheat and wheat flour, are from Kazakhstan and the remaining 20 percent (approximately) comes from the Russian Federation.

Food prices on a few items increased on a yearly basis

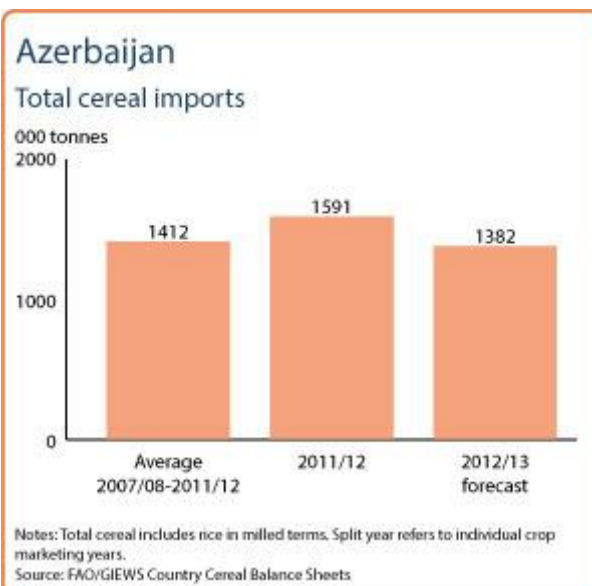
In Azerbaijan, a decline in wheat flour and bread prices has been observed, which reflects the good 2012 harvest. However, mutton and beef prices have increased by 12 and 6 percent respectively. Since the share of household expenditures on food is significant, any increase in food prices puts vulnerable population groups at risk of food insecurity.



Azerbaijan Cereal production

	2007-2011 average	2011	2012 forecast	change 2012/2011
	000 tonnes		percent	
Wheat	1,610	1,641	1,845	12
Barley	497	632	600	-5
Maize	156	152	162	7
Others	16	20	24	20
Total	2,279	2,445	2,631	8

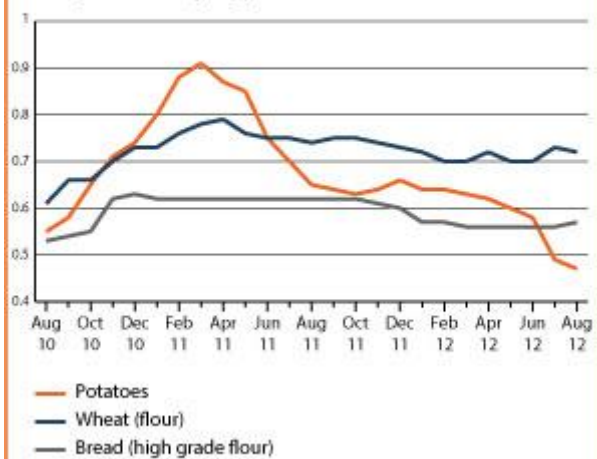
Notes: percentage change calculated from unrounded data.
Source: FAO/GIEWS Country Cereal Balance Sheets



Azerbaijan

Retail prices of selected staple foods

Azerbaijani Manat per Kg



Source: State Statistical Committee of the Republic of Azerbaijan

Reference Date: 23-May-2011

FOOD SECURITY SNAPSHOT

- Good prospects for 2011 cereal crops
- Cereal import requirements significantly increased in 2010/11
- Food prices on the increase since August 2010
- Food security situation of poor households affected by high food prices

Good prospects for 2011 cereal crops

Favourable precipitation in March, following dry weather conditions during the previous months, improved soil moisture for the development of cereal crops, mainly wheat. According to preliminary official estimates, the area planted to cereals has increased by some 14 percent from last year's level. Cereal crops are generally reported in good condition; and providing good weather in the remaining of the growing season, the 2011 production is anticipated to recover from last year's reduced crop. It is expected that total cereal production may increase by about 11 percent and reach around 2 million tonnes including 1.45 million tonnes of wheat.

Cereal import requirements significantly increased in 2010/11

The country continues to depend on cereal imports to meet its consumption needs; and in marketing year 2010/11 (July/June) it is expected to import about 1.4 million tonnes, mostly wheat. This represents 37 percent of domestic cereals consumption requirements, compared to 29 percent in 2009/10 marketing year, when a bumper wheat crop was gathered. By the end of March, imports of wheat reached around 1 million tonnes. The bulk of cereal imports are from Kazakhstan.

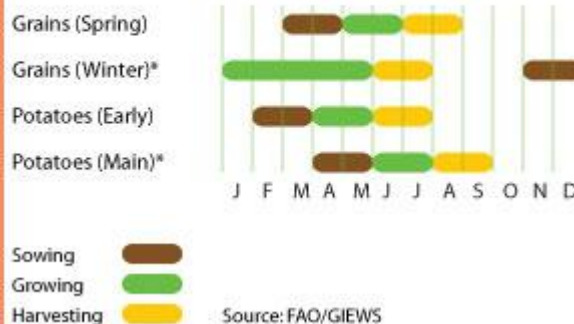
Food prices on the increase since August 2010

The prices of bread and wheat flour have increased markedly since mid-2010. Prices of wheat flour strengthened further in April 2011 and were 30 percent higher than a year earlier. Prices of bread have remained relatively more stable in recent months, following government market interventions since December 2010. However, bread prices in April 2011 were still quoted 18 percent above their levels at the same time in 2010. Prices of potatoes, another basic staple in the country, have reached record levels in April.

Food security situation of poor households affected by high food prices

Since the share of household expenditures on food is significant, the increase of food prices put vulnerable population groups at risk of food insecurity.

Azerbaijan Crop calendar (*major foodcrop)

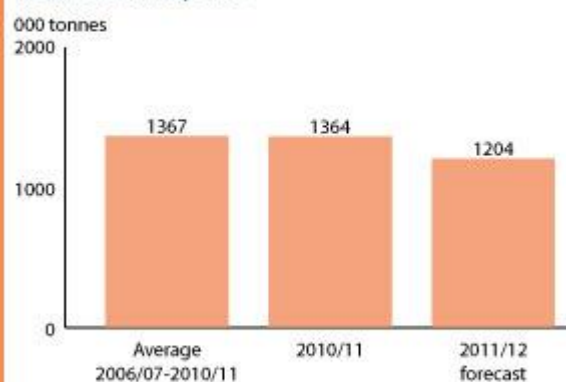


Azerbaijan Cereal production

	2006-2010 average	2010	2011 forecast	change 2011/2010
	000 tonnes		percent	
Wheat	1 631	1 300	1 450	12
Barley	451	400	450	12
Maize	154	150	155	3
Others	9	7	6	-14
Total	2 249	1 861	2 066	11

Note: percentage change calculated from unrounded data.
Source: FAO/GIEWS Country Cereal Balance Sheets

Azerbaijan Total cereal imports

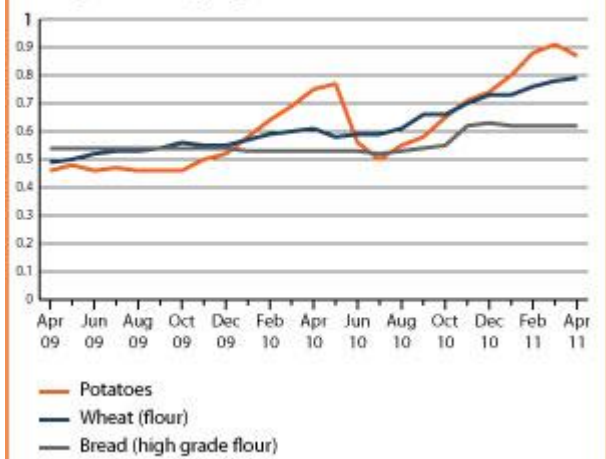


Notes: Total cereal includes rice in milled terms. Split year refers to individual crop marketing years.
Source: FAO/GIEWS Country Cereal Balance Sheets

Azerbaijan

Retail prices of selected staple foods

Azerbaijani Manat per kg



Source: State Statistical Committee of the Republic of Azerbaijan

Reference Date: 18-April-2011

FOOD SECURITY SNAPSHOT

- Good prospects for the 2011 cereal production
- Cereal import requirements significantly increased in 2010/11
- Food prices on the increase since August 2010
- Food security situation of poor households affected by high food prices

Good prospects for the 2011 cereal production

Favourable precipitation in March, following dry weather conditions in previous months, improved soil moisture for the development of winter crops, mainly wheat. According to preliminary official estimates, the area planted to cereals has increased by some 12 percent from last year's level. Cereal winter crop are generally reported in good conditions and providing good weather in the remaining of the growing season, the 2011 production is anticipated to recovery from last year's reduced crop.

Cereal import requirements significantly increased in 2010/11

The country continues to depend on cereal imports to meet the consumption needs, estimated at about 1.3 million tonnes in marketing year 2010/11 (July/June). This represents 42 percent of the domestic wheat consumption requirements, comparing with 32 percent in 2009/10 marketing year, when a bumper wheat crop was gathered. The bulk of cereal imports is from Kazakhstan.

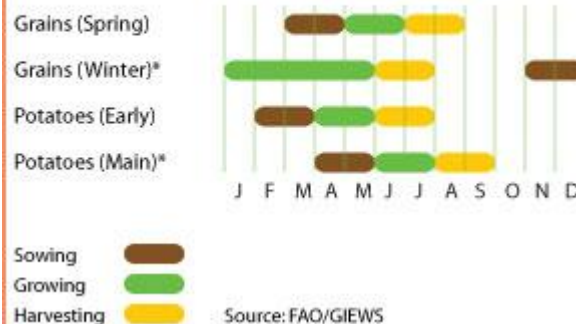
Food prices on the increase since August 2010

The prices of bread and wheat flour, which decreased in 2009 from their peaks of 2008, have increased markedly since mid-2010. Prices of wheat flour strengthened further in February 2011 and were 30 percent higher than a year earlier. Prices of bread have remained relatively more stable in recent months, following government market interventions in December 2010. However, bread prices in February 2011 were quoted 17 percent above their levels at the same time in 2010. Prices of potatoes, another basic staple in the country, have reached record levels.

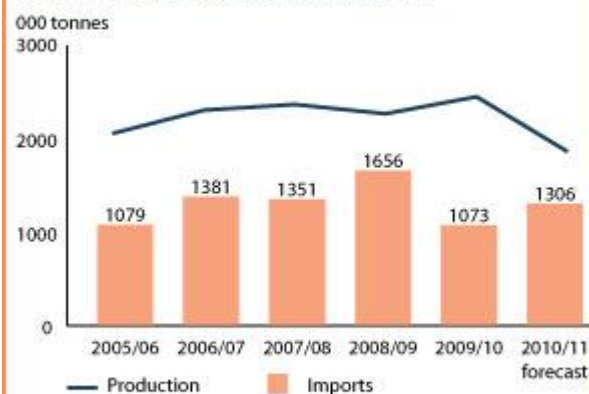
Food security situation of poor households affected by high food prices

Since the share of household expenditures on food is significant in the total household budget, the increase of food prices put vulnerable population groups at risk. The President has proclaimed a statement of "Food for All", ensuring that the Government will take all possible action to ensure sustainable food security based on improved food production.

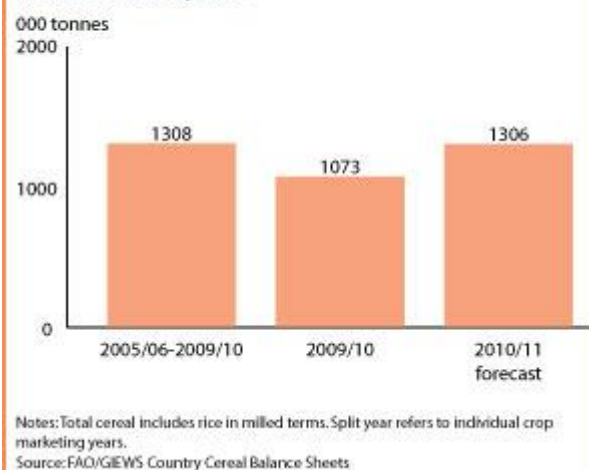
Azerbaijan Crop calendar (*major foodcrop)



Azerbaijan Total cereal production and imports



Azerbaijan Total cereal imports



Azerbaijan

Cereal production

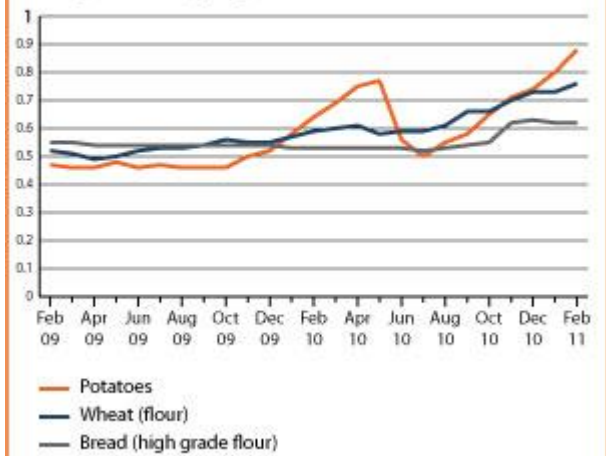
	2005-2009 average	2009	2010 estimate	change 2010/2009
	000 tonnes			percent
Wheat	1676	1800	1300	-28
Barley	445	480	400	-17
Maize	155	160	150	-6
Others	14	9	12	33
Total	2289	2449	1862	-24

Note: percentage change calculated from unrounded data.
Source: FAO/GIEWS Country Cereal Balance Sheets

Azerbaijan

Retail prices of selected staple foods

Azerbaijani Manat per kg



Source: State Statistical Committee of the Republic of Azerbaijan

Reference Date: 9-November-2010

FOOD SECURITY SNAPSHOT

- Agriculture crop output sharply down in 2010 from previous year record
- The country continues to strongly depend on import of cereals to meet domestic needs
- Food prices have been reasonably stable over 2009 but started to rise in 2010

Agriculture crop output sharply down in 2010 after reaching record levels in 2009

Total cereal production in 2010 is estimated to be 20 percent below the 2009 record and 9 percent below the previous five-year average. The reduction is due to a combination of reduced plantings of wheat and barley by farmers due to marketing difficulties and reduction of subsidies provided by the Government, and to flooding of the Kura and Araks rivers which caused extensive damage to standing crops.

In contrast to cereals, some increase in production has been registered for other agriculture products such as fruits, vegetables, milk, eggs, meat and wool.

Harvesting of the 2010 cereals crops is now complete. Sowing of winter crops for harvest in 2011 started on time and it is still ongoing under mostly favourable conditions.

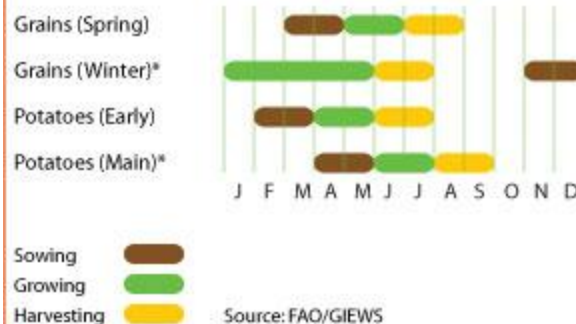
The country continues to depend on import of cereals to meet a portion of its needs

In the 2009/10 marketing year, cereal imports accounted for some 26 percent of the total domestic cereal requirement for all uses and in 2010/11 there will be a slightly increase. The bulk of cereal imports are in the form of wheat. Imports from Russia accounted for 15 percent of the total wheat imports in the 2009/10 marketing year.

Food prices have been reasonably stable over 2009 but started to rise in 2010

The price of bread and wheat flour which had decreased in 2009 from their peaks of 2008 have started to rise again since early 2010. This increase has accelerated since August reflecting the increase in the price of imported wheat and in line with overall price trends in the region.

Azerbaijan Crop calendar (*major foodcrop)

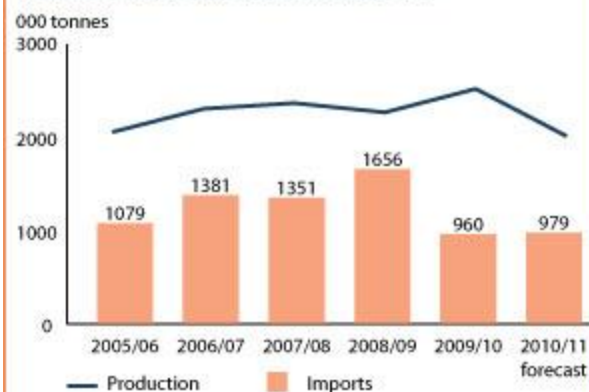


Azerbaijan Cereal production

	2005-2009 average	2009	2010 estimate	change 2010/2009
	000 tonnes		percent	
Wheat	1696	1900	1400	-26
Barley	439	450	450	0
Maize	155	160	150	-6
Others	14	9	12	33
Total	2303	2519	2012	-20

Note: percentage change calculated from unrounded data.
Source: FAO/GIEWS Country Cereal Balance Sheets

Azerbaijan Total cereal production and imports



Notes: Total cereal includes rice in milled terms. Split year refers to individual crop marketing years.
Source: FAO/GIEWS Country Cereal Balance Sheets