

Let's discuss! – A facilitation guide to discuss the video
*Securing Sustainable Small-Scale Fisheries in the Context of
Food Security and Poverty Eradication*

ABOUT THE VIDEO

This short, animated video (4 minutes and 36 seconds) aims to trigger awareness and discussion about key challenges faced by small-scale fishing communities. It uses animations to introduce ways to identify and address challenges, and introduces the *Voluntary Guidelines for Securing Sustainable Small-Scale Fisheries in the Context of Food Security and Poverty Eradication* (SSF Guidelines) as a tool to develop solutions.



<https://youtu.be/MOih6vEn03Q>

HOW TO USE THE VIDEO


- Use this video to start a discussion on challenges in small-scale fisheries and what can be done to address them.
- We suggest allocating 45 minutes to watching and discussing the video.
- You can show the video in a workshop, training, conference, lecture or anywhere else you can screen a video and sit down for a discussion. The discussion after the video screening can be adapted to suite many different audiences, like fishing communities, government officials, policymakers, academies or researchers – it is up to you.
- The aim of showing and discussing the video is to help identify key issues for small-scale fisheries in a given context and to explore how the SSF Guidelines can contribute developing solutions to these challenges. Two suggestions on the next pages on how to use the video.



Example A: Start a discussion with fishing community members

Introduce the activity

After welcoming the participants, inform them that you will show a 5-minute video about problems and solutions in small-scale fisheries, and invite them to discuss the film with you and each other afterwards. Clarify what you want the purpose of the discussion to be about, and what you will do after the discussion with the information you get. Explain that it is voluntary to participate, and that there are no wrong answers or questions. Be very clear about that this is not an evaluation.



Show the video

Get ready to start the video. Tell the participants that you will now watch a video that shows different situations in small-scale fisheries. Ask them to think about what is happening in the video, and if they recognize some of the things that the video shows – or if they feel some issues they are aware of are missing. Show the video: You can either show the whole video, or stop the video at 3:15 to discuss common challenges in small-scale fisheries for a while, and then show the rest of the video when you want to steer the discussion towards solutions.

Start the discussion

Your most important role as a facilitator is to give everyone a chance to express their point of view throughout the discussion. Create an atmosphere where people pay respect to each other and each other's opinions. If necessary, repeat the purpose of the exercise and that there are no wrong or right answers or questions.

Encourage people to speak about their own experiences from fishing or working with fish, the importance fisheries has to them, and any problems or situations they are worried about, e.g.:

- *Can you describe the fishery in your community?*
- *Can you describe the processing and selling of fish in your community?*
- *Can you give examples of any problems or worries related to fisheries in your community?*
- *Did you recognize some of the situations that the video showed? Which situations?*
- *Have you experienced similar situations in your work/life?*
- *Is there anything in the video that is new or unknown for you? What?*
- *Are there other challenges that have not been illustrated in the video?*

When you have made sure that everyone has been given a chance to share their thoughts, steer the discussion towards solutions. Keep an eye on how much time you have left – you will need at least 15 minutes to talk about solutions. If you have not yet shown the last part of the video, it is time to do so now.

- *How can the problems we have discussed be solved? Do you have suggestions?*
- *Have you ever participated in meetings with institutions and government representatives?*
- *Have you heard about the Food and Agriculture Organization of the United Nations (FAO) or the SSF Guidelines?*

Note that all questions in this guide are only suggestions. Feel free to skip or add questions. Aim for a constructive discussion and let the purpose you have set for the discussion guide you.




Example B: Start a discussion with government officials, policymakers or researchers

Introduce the activity

Welcome everyone present, inform them that you will soon show a 5-minute video about problems and solutions in small-scale fisheries, and invite them to discuss the video afterwards. Clarify what you want the purpose of the discussion to be. Before playing the video, you can explore how familiar they are with the SSF Guidelines:

- *Hands up if you have heard about the SSF Guidelines before!*
- *What are they about? Can you give examples?*



Show the video

Get ready to start the video. Ask the participants to focus on what is happening in the video, and whether they recognize some of the situations shown. Show the video: You can either show the whole video, or stop the video at 3:15 to discuss common challenges in fisheries for a while, and then show the rest of the video when you want to steer the discussion towards solutions.

Start the discussion

Your most important role as a facilitator is to give everyone a chance to express their point of view throughout the discussion. Create an atmosphere where people pay respect to each other and each other's opinions, moderate the discussion so that it stays on topic, and gently interfere if one or a few participants "take over" and try to talk for several minutes.

Take some time to discuss challenges in small-scale fisheries:


- *What struck you most about the video? Did anything in the video surprise you?*
- *Can you give examples of situations shown in the video that you are familiar with?*

When you have made sure that everyone has been given a chance to share their thoughts, steer the discussion towards solutions. Keep an eye on how much time you have left – you will need at least 15 minutes to talk about solutions. If you have not yet shown the last part of the video, it is time to do so now.

- *What has been done in your country/region by your institution in order to address these situations?*
- *Have you for instance participated in meetings or worked with communities where similar situations like those shown in the video were addressed?*
- *What do you think about the SSF Guidelines – can they be effective in addressing these situations? Why/How? Why not?*

Note that all questions in this guide are only suggestions. Feel free to skip or add questions. Aim for a constructive discussion and let the purpose you have set for the discussion guide you.





© FAO

Learn more and get in touch

Email: ssf-guidelines@fao.org

www.fao.org/voluntary-guidelines-small-scale-fisheries

Twitter: [#SmallScaleFisheries](https://twitter.com/SmallScaleFisheries), [#SSFGuidelines](https://twitter.com/SSFGuidelines), [@FAOfish](https://twitter.com/FAOfish)



Some rights reserved. This work is available under a CC BY-NC-SA 3.0 IGO licence

© FAO, 2020
CA8723EN/1/05.20