

How to use this CD-ROM



General

This CD-ROM aims to introduce the concepts and principles of Conservation Agriculture (CA) and supporting materials (publications, figures, pictures and presentations) as well as useful contacts (websites and e-mails) for further information.

You can access these materials by:

1. **Theme:** Going through each section, you can access to general information, pictures and figure as well as links which take you to another part of the CD-ROM or a document for further details.
2. **List:** A list of the material stored on the CD-ROM, references for other publications, and links to websites and e-mails is available under the section “Resources and contacts”.



How to use this CD-ROM



CD-ROM content and icons

Home 

This page shows you how to access to every section of the CD-ROM.

What is Conservation Agriculture? 

This section describes the principles of Conservation Agriculture and explains the difference to conventional agriculture.

Practices & Technologies 

You will find here information on how to implement Conservation Agriculture principles: how to maintain and manage the soil cover, how to sow or to plant with minimal soil disturbance, how to manage weeds, pests and soil fertility and how to overcome major constraints to plant production, such as a lack of water for example.



How to use this CD-ROM



CD-ROM content and icons *(continued)*

Adaptation & Adoption



This section focuses on the main factors that may favour or restrict the adoption of Conservation Agriculture. This refers to the adaptation of the technologies to the local conditions, as well as the major role that farmers play and the support they need to achieve the change from conventional to conservation agriculture.

Impacts & Economics



Conservation Agriculture has many socio-economic and environmental impacts, at farmer's level as well as national, regional and international levels. At farmer's level, there are investment costs, but there are also benefits in terms of time, yields and money.



How to use this CD-ROM



CD-ROM content and icons *(continued)*

Madrid Declaration



At the end of the 1st World Congress on Conservation Agriculture (Madrid, October 1-5, 2001), a declaration and an action plan have been drafted. The declaration defines the principles of Conservation Agriculture and recognises its potential benefits for mankind. The action plan details the will of the participants to develop and promote Conservation Agriculture world-wide, by proposing strategies and measures to be implemented at different levels.

Resources & Contacts



A list of documents cited in this CD-ROM can be viewed and accessed from here. There is also a list of other references, some slides with pictures, schemes and messages that can be used in presentations, as well as useful links and e-mails for further information, classified by theme and by region.



How to use this CD-ROM



CD-ROM content and icons *(continued)*

FAQs *(Frequently Asked Questions)*



If you have other questions about conservation agriculture, you may find an answer here.

About us...



You will find here information about the “Conservation Agriculture Workgroup” of FAO and instructions to contact members of the CA team according to your needs.

HELP



Remember... This is the current section.

Credits



This section includes the Acknowledgements.







How to use this CD-ROM



Navigating inside a section

From the “Home” page, you can access to each section independently. When you enter a section, you usually have access to a menu. From there, you can:

- Start from the first theme and go through all the section (and all the themes) by clicking on the arrows “next”. 
- Select a specific theme, and from there, navigate using the arrows “next” and “previous”.  
- Go back to the “Home” page, by clicking on the “Home” icon,  to switch to another section.

NB: The “Home” icon does not bring you back to the menu for the section, but to the “Home” page of the CD-ROM!



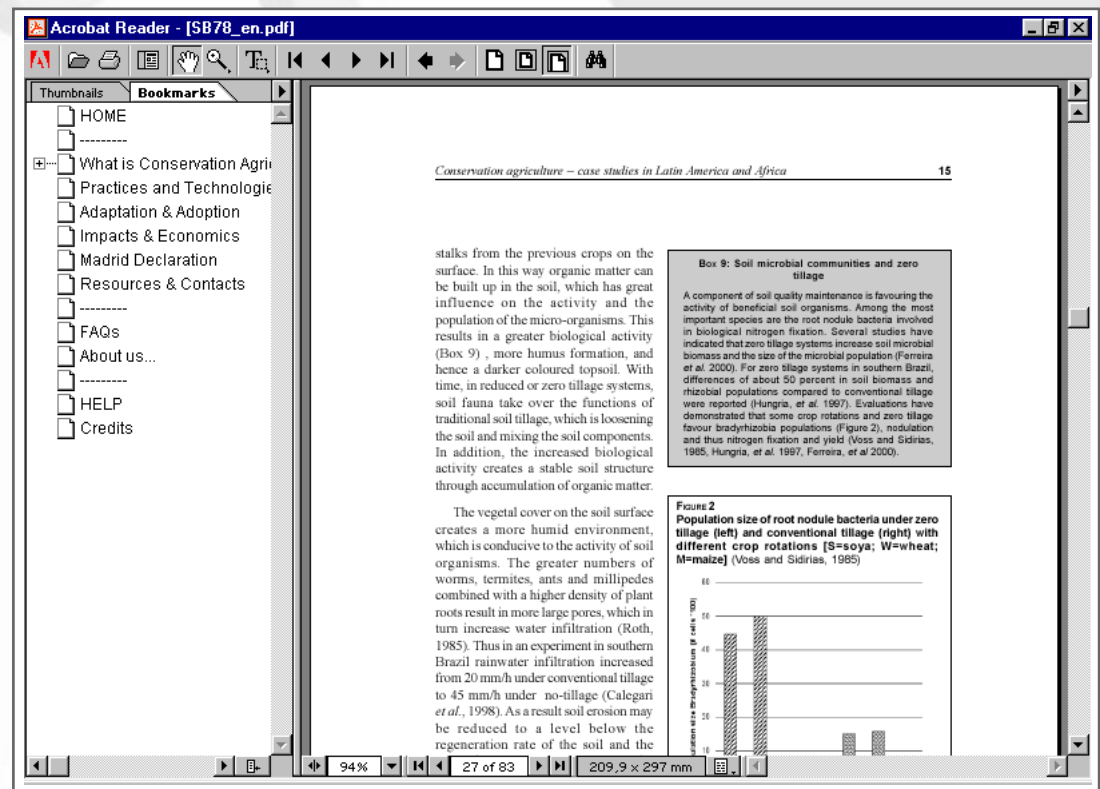
How to use this CD-ROM



Links with other documents

Some links refer to documents available on the CD-ROM to illustrate the sections and themes. When you click on these links, the window is replaced by another one containing the chosen document, which is open at the beginning or at the page concerning the subject.


Then, you can navigate inside the resource document to learn more about the topic, or you can go back to the CD-ROM by using the menu on the left side of the document.



How to use this CD-ROM



Exit the CD-ROM

Go to the Home page  and click on the EXIT button. 